



**SOUTHWESTERN ILLINOIS FLOOD PREVENTION DISTRICT COUNCIL  
BOARD OF DIRECTORS MEETING  
December 21, 2016 7:30 am**

Metro-East Park and Recreation District Office  
104 United Drive, Collinsville, Illinois 62234

1. Call to Order  
*Ron Motil, President*
2. Approval of Minutes of November 16, 2016
3. Public Comment on Pending Agenda Items
4. Program Status Report  
*Chuck Etwert, Chief Supervisor*
5. Budget Update and Approval of Disbursements  
*Chuck Etwert, Chief Supervisor*
6. Design and Construction Update  
*Jay Martin, Amec Foster Wheeler*
7. Release of Executive Session Minutes  
*Chuck Etwert, Chief Supervisor*
8. Update from Corps of Engineers  
*Tracey Kelsey, U.S. Army Corps of Engineers*
9. Public Comment

**AGENDA**

Executive Session - Litigation

10. Approving the Settlement of a Lawsuit with Kiewit Infrastructure Co.
11. Other Business
12. Adjournment

**Next Meeting: January 18, 2016**

## MINUTES

### SOUTHWESTERN ILLINOIS FLOOD PREVENTION DISTRICT COUNCIL BOARD OF DIRECTORS MEETING November 16, 2016

The regular meeting of the Board of Directors was held at the Metro-East Park and Recreation District Office, 104 United Drive, Collinsville, Illinois at 7:30 a.m. on Wednesday November 16, 2016.

#### Members in Attendance

Ron Motil, President (Chair, Madison County Flood Prevention District)  
Paul Bergkoetter, Vice President (St. Clair County Flood Prevention District)  
John Conrad, Secretary/Treasurer (Chair, Monroe County Flood Prevention District)  
Bruce Brinkman, Monroe County Flood Prevention District  
Debra Moore, (Chair, St. Clair County Flood Prevention District)  
Alvin Parks, Jr., St. Clair County Flood Prevention District

#### Members Absent

John Hamm, Madison County Flood Prevention District  
Tom Long, Madison County Flood Prevention District  
Ronald Polka, Monroe County Flood Prevention District

#### Others in Attendance

Alan Dunstan, Madison County Board Chair  
Terry Liefer, Monroe County Board Chair  
Chuck Etwert, SW Illinois FPD Council  
Ron Baggett, Citizen  
Allen Pruitt, Citizen  
Randy Cook, Amec Foster Wheeler Environment & Infrastructure  
Tim Eagleton, FM Global  
Mike Feldmann, U.S. Army Corps of Engineers  
Walter Greathouse, Metro-East Sanitary District  
Gary Hoelscher, Millennia Professional Services  
David Human, Husch Blackwell LLP  
Charles Juneau, Juneau Associates Inc.  
Tracey Kelsey, U.S. Army Corps of Engineers  
Jay Martin, Amec Foster Wheeler Environment & Infrastructure  
Jack Norman, Illinois Groundwater Advisory Council  
David Oates, Oates Associates  
Jon Omvig, Amec Foster Wheeler Environment & Infrastructure  
Rhonda Sauget, Leadership Council

Matt Vielhaber, U.S. Army Corps of Engineers

**Call to order**

President Ron Motil noted the presence of a quorum and called the meeting to order at 7:30 am.

Mr. Motil asked for a roll call to confirm that a quorum was present and the following indicated their attendance.

Mr. Polka - absent  
Mr. Brinkman – Present  
Mr. Bergkoetter - Present  
Mr. Conrad - Present  
Mr. Long – absent  
Dr. Moore – Present  
Mr. Motil – Present  
Mr. Parks – absent  
Mr. Hamm – absent

A quorum was present.

**Approval of Minutes of October 14, 2016**

A motion was made by Debra Moore, seconded by Bruce Brinkman, to approve the minutes of the Board meeting held on October 14, 2016. Mr. Conrad called the roll and the following votes were made on the motion:

Mr. Polka - absent  
Mr. Brinkman – Aye  
Mr. Bergkoetter - Aye  
Mr. Conrad - Aye  
Mr. Long – absent  
Dr. Moore – Aye  
Mr. Motil – Aye  
Mr. Parks – absent  
Mr. Hamm - absent

The motion was approved.

**Public Comment on Pending Agenda Items**

Mr. Motil asked if there were any comments from the public on any agenda item on today's agenda.

Chairman Dunstan indicated it wasn't a pending item, but he was going to have to leave and wanted to thank everyone on the council for the job that they were doing on this important issue. The team work has been tremendous with the 100-Year level being reach in spring. Hopefully, ultimately, the 500-Year level will be reached. This has been a text book case on how things should be done, where communities have worked together and he was very proud of the effort.

He also indicated that it was Chairman Liefer's last meeting also.

President Motil, on behalf of the Board, indicated that everyone on the Board appreciated everything that Chairman Dunstan had done, his professionalism, and his concern for the citizens. He commented on the cooperative effort of the Board since day one, and the leadership provided by Chairmen Dunstan and Liefer and thanked them both.

Chairman Liefer reiterated Chairman Dunstan's comments and praised the Board for their effort and the professional job that they have done.

Chairman Dunstan left the meeting.

Mr. Motil asked again, if there were any comments from the public on any agenda item on today's agenda. There were none.

### **Program Status Report**

Mr. Motil asked Mr. Etwert to provide a status report for the project.

He indicated approximately 84% of the \$73.6 million of construction, involved in all nine current construction bid packages, has been completed thru October. The amount of work completed during the month was \$863,681. The total amount of construction completed is \$62.0 million.

The elevation of the Mississippi River finally receded to a level below the necessary elevation of ten feet allowing contractors to install the reinforced concrete pipe. Current projections, indicate a continued receding to an elevation of 5.3 feet in two weeks. Today's elevation was 9.06 feet. So it appears that FPDC contractors will be able start and continue installation without concern of a rising river in the immediate future.

Later in the meeting, Amec Foster Wheeler will present the results of the bid opening for BP #5A – 126 Inch Sewer Rehabilitation and Sluice Gate Replacement. This is the last project to be bid and awarded, as part of the required 100-Year Level Improvements needed to achieve FEMA accreditation.

FEMA has scheduled meetings in Madison and Monroe Counties in early December to discuss local flood-related issues, identify potential strategies or actions to reduce flood risk, and provide information regarding potential resources or programs designed to support the reduction of flood risk. Similar meetings are expected to be scheduled in St. Clair County. He indicated that he

would attend the meeting and report back to the Board. Meeting notices have been sent to Madison and Monroe Council members where the meeting have been schedule.

Lastly, he mention the FPD Council and the St. Louis Metro East Levee Issues Alliance received a 2016 Outstanding Local Government Achievement Award for Leadership in Planning and Design Innovation from the East-West Gateway Council of Governments last week.

The Board was provided a copy of Amec Foster Wheeler's Monthly Progress Report for November.

A motion was made by Mr. Bergkoetter, seconded by Dr. Moore, to accept the Program Status Report for November 2016. Mr. Conrad called the roll and the following votes were made on the motion:

- Mr. Polka - absent
- Mr. Brinkman – Aye
- Mr. Bergkoetter - Aye
- Mr. Conrad - Aye
- Mr. Long – absent
- Dr. Moore – Aye
- Mr. Motil – Aye
- Mr. Parks – absent
- Mr. Hamm - absent

The motion was approved unanimously.

### **Budget Update and Approval of Disbursements**

Mr. Motil asked Mr. Etwert to provide a report.

Mr. Etwert noted that the financial statement for October 2016 prepared by our fiscal agent, CliftonLarsonAllen was included in the materials sent for the meeting. The report included an accounting of revenues and expenditures for the month ending October 31, 2016, as compared to the fiscal year budget.

Accrued expenditures for the current fiscal year beginning on October 1, 2016 are \$4,848,317 while revenues amounted to \$1,030,602 resulting in a deficit of \$3,817,715. A total of approximately \$27,531,855 is held by the counties in their respective FPD sales tax funds and is available for the Council's use on the project.

Monthly sales tax receipts of \$936,644 for August 2016 (the latest month reported by the Illinois Department of Revenue) were down 2.00% from last year. Total receipts for the year are up 0.43% from last year, which was our highest year.

The report included bank transactions for October 2016. Total disbursements for the month were \$751,215.72. The largest payments were to TREVIICOS South for BP #7B, Keller Construction for BP #3 & BP #5, Amec Foster Wheeler, and Husch Blackwell.

Also, for the Board's review and anyone else who was interested, Mr. Etwert provided copies of each requisition, which was represented on the October 2016 Bank Transaction Schedule prepared by CliftonLarsonAllen.

Mr. Etwert recommended that the Board accept the budget report and disbursements for October 2016.

A motion was made by Mr. Brinkman, seconded by Dr. Moore, to accept the budget report and approve the disbursements for October 2016. Mr. Conrad called the roll and the following votes were made on the motion:

Mr. Polka - absent  
Mr. Brinkman – Aye  
Mr. Bergkoetter - Aye  
Mr. Conrad - Aye  
Mr. Long – absent  
Dr. Moore – Aye  
Mr. Motil – Aye  
Mr. Parks – absent  
Mr. Hamm - absent

The motion was approved unanimously.

### **Design and Construction Update**

Mr. Motil called on Jay Martin, Amec Foster Wheeler's program manager, to provide a report. Mr. Martin used a PowerPoint® presentation to illustrate his remarks. His presentation focused on the Mississippi River stage, construction status of each bid package, FEMA Certification Update, and the Authorized Level (500-Year) Design as follows:

### **Mississippi River Stage**

Mr. Martin provided a river gauge chart which indicated that the Mississippi River had finally fallen below elevation 10.0 at St. Louis, with river levels forecasted to stay down, allowing contractors to mobilize and install reinforced concrete pipe.

## **Construction Status**

### **Bid Package 2B – WR/MESD/PDP Pump Stations**

- Pipe Replacement – Mobilization this week.

### **Bid Package 3 – Wood River Seepage Improvements**

- Nearly all project work is complete.  
The Hartford Manhole replacement change order is projected to be completed in Spring 2017

### **Bid Package 4 – MESD Seepage Improvements (Conoco Phillips)**

- Clay Cap - 100% Complete.
- Pipe Replacement – Mobilization this week.

### **Bid Package 5 – MESD Seepage Improvements**

- Pipe Replacement – Efforts underway to replace HDPE Pipe with Reinforced Concrete Pipe for Relief Well Collector Systems  
  
Pump Station Site 10 Collector System – 0% Complete  
Pump Station Site 12 Collector System – 0% Complete  
Pump Station Site 16 Collector System – 50% Complete
- Clay Cap – Placement will begin Spring 2017.

### **Bid Package 5A – East St. Louis Sewer**

- Bid opening was November 8, 2016
- Four bids received.
- Our review and recommendation is before the Board today.

### **Bid Package 6 – Prairie du Pont / Fish Lake Seepage Improvements**

- All project work is complete with the exception of one change order.



- The re-cleaning/CCTV of portions of the Site 05 Relief Well Collector System will be completed when river/groundwater levels are manageable

**Bid Package 7B – Wood River Lower (Deep) Cutoff Wall**

- Project is substantially complete.
- Relief Wells – Two of 7 wells complete; waiting for river/groundwater levels to fall for remaining installation.

**Construction Photos**

**Bid Package 3 – Wood River – Weir & Catch Basins Complete**

**Bid Package 3 – Wood River – Random Fill Complete**

**Bid Package 4 – MESD –Clay Cap Extension**

**Bid Package 4 – MESD – Clay Cap Extension Complete**

**Bid Package 5 – MESD – Site 16 Collector System**

**Bid Package 5 – MESD – Site 16 Collector System**

**Bid Package 6 – PdP/Fish Lake – Punch List Work Complete**

**Bid Package 7B – Wood River – Turf Establishment**

**Bid Package 7B – Wood River – Relief Well Surface Completions**

He next discussed the FEMA Certification packages.

**FEMA Certification Update**

**Upper Wood River**

- Do not anticipate further action from FPD Council or Amec Foster Wheeler

**Wood River East & West Forks**

- Efforts to compile certification package are underway

### **Lower Wood River**

- Efforts to compile certification package are underway

### **MESD**

- Pending completion of Bid Packages 2B, 4, & 5
- Construction completion 3<sup>rd</sup> Quarter 2017

### **Prairie du Pont & Fish Lake**

- Pending completion of Bid Packages 2B & 5A.
- Construction completion end of 2016
- Efforts to compile certification package are underway
- Submit to FEMA 1<sup>st</sup> Quarter of 2017

Lastly, Mr. Martin discussed the status of the Authorized Level (500-Year) Design.

### **Authorized Level (500-Year) Design**

#### **Wood River – Bid Packages 8, 9, and 10**

- Bid Package 8 is on hold – the requested alternatives analyses was completed and submitted to the USACE. Bid Packages 9 and 10 require additional borings; on hold pending USACE funding.

#### **MESD – Bid Packages 11, 12, 13, and 14**

- Surveying has started on Bid Package 11
- Drilling continues in East St. Louis & Sauget on Bid Packages 12 & 13. Three drill rigs active
- Have submitted 35% plans to USACE for Bid Package 14

#### **PdP/FL – Bid Package 15**

- Boring Plan was submitted on November 10 to USACE for review and approval

- USACE has received funds to continue re-evaluation of remaining PdP improvements

There was discussion regarding the disposal of the twelve to twenty four inch HDPE pipe being replaced, and the possibility of it being used by municipalities, road districts, or individuals. Amec Foster Wheeler indicated that it would not be covered under warranty but offered to check with the contractors regarding the disposal and availability.

Mr. Motil asked for a motion to accept Mr. Martin's Design and Construction Update report. A motion was made by Mr. Bergkoetter, with a second by Mr. Brinkman, to accept the Amec Foster Wheeler progress report. Mr. Conrad called the roll and the following votes were made on the motion:

Mr. Polka - absent  
Mr. Brinkman – Aye  
Mr. Bergkoetter - Aye  
Mr. Conrad - Aye  
Mr. Long – absent  
Dr. Moore – Aye  
Mr. Motil – Aye  
Mr. Parks – absent  
Mr. Hamm - absent

The motion was approved unanimously.

#### **Change Orders BP #6**

Mr. Motil asked Mr. Randy Cook of Amec Foster Wheeler to explain the change orders.

Mr. Cook explained that there were two change orders on the agenda and both were credit change orders.

#### **Bid Package 06 – Casing Pipe Support Deletion (\$5,922.81) Credit**

The team opted to revise the T-Type relief well detail to eliminate casing pipe supports inside the relief well manholes, to better facilitate access for basic operation and maintenance. This change resulted in a credit for material and installation time, in the amount of \$5,922.81.

#### **Bid Package 06 – Miscellaneous Drainage Improvements – (\$66,348.27) Net Credit**

This change order encompasses several minor outstanding items that are required to close out Bid Package 6:

- Clay cap drainage pipe credit (\$61,695.04)
- Site 1 Fernco Modification work \$4,867.25 (cost split with contractor)
- Site 5 Pump Station cleaning/video \$8,500.00 (cost split with contractor)
- Pulcher sluice gate credit (\$2,000.00)
- Quantity Rectification (\$16,020.48)
- **Net Total (\$66,348.27)**

The first item is a credit for a private drainage pipe that was to be replaced atop our new clay cap; however, due to the potential for this private drain being affected by authorized level work, the PdP Levee district has elected to forego installing a new riverside drainage pipe and will pump water through lay-flat hoses as necessary during flood events in the meantime.

The second and third items are costs for additional work associated with a pipe coupling at Site 1 pump station in the Fish Lake area, and additional cleaning and CCTV at the Site 5 pump station. An agreement was reached that split the costs evenly (50/50) among the owner and the contractor.

The fourth item is a credit due to a change to one of the gate structures that is part of the recently approved change order for Pulcher drainage improvements. We changed the type of valve, which resulted in a savings of \$2,000.

The fifth and final item in this change order is a quantity rectification credit for all quantities of items that were under the original bid quantity.

The net result is a credit to the FPD Council in the amount of \$66,348.27.

Mr. Cook also update the Board on pending change orders. Currently, there is only one pending change order, all other pending change orders, previously presented, have been resolved.

Pending Change Orders:

**Bid Package 05 – Hybrid Clay Cap Topsoil (Cost unknown) (Presented 8/17/2016)**

A Change order may be needed to compensate for any additional topsoil that needs to be hauled in to cover a revised clay cap design. It is assumed that the material that is being excavated from the levee will be suitable for reuse as topsoil, but in the event that it is unsuitable, clean topsoil will need to be imported at a cost to the FPD Council. This is pending completion of the clay cap, and will be towards the end of the project. Estimated to be presented in 2017.

Mr. Motil asked for a motion to authorize the Chief Supervisor to approve the requested change orders for Bid Package #6 – Casing Pipe Support Deletion (\$5,922.81) Credit and Miscellaneous Drainage Improvements (\$66,348.27) Credit, with Lane Construction for a total credit not to exceed (\$72,271.08).

A motion was made by Dr. Moore, with a second by Mr. Bergkoetter to authorize the Chief Supervisor to approve the requested change orders for Bid Package #6 – Casing Pipe Support Deletion (\$5,922.81) Credit and Miscellaneous Drainage Improvements (\$66,348.27) Credit, with Lane Construction for a total credit not to exceed (\$72,271.08). Mr. Conrad called the roll and the following votes were made on the motion:

- Mr. Polka - absent
- Mr. Brinkman – Aye
- Mr. Bergkoetter - Aye
- Mr. Conrad - Aye
- Mr. Long – absent
- Dr. Moore – Aye
- Mr. Motil – Aye
- Mr. Parks – absent
- Mr. Hamm - absent

The motion was approved.

**Selection of Contractor to Perform Construction Activities in Bid Package #5A – 126 Inch Sewer Rehabilitation and Sluice Gate Replacement**

Mr. Motil asked Mr. Randy Cook of Amec Foster Wheeler to explain.

Mr. Cook explained that the Southwestern Illinois Flood Prevention District (FPD) Council issued an advertisement for construction bids for Bid Package 5A on September 29, 2016. Bid Package 5A is for rehabilitation of a portion of the 126-inch sewer along the Metro East Sanitary District (MESD) levee system in East St. Louis and the replacement of two sluice gates along the Prairie du Pont levee system. A copy of the invitation is included as an attachment.

An advertisement for bid was published in the following newspapers the week of October 2, 2016: Edwardsville Intelligencer, Belleville News Democrat, Republic Times, and the East St. Louis Monitor. Additionally, the Southern Illinois Builders Association (SIBA) and the Illinois Bid Network were notified of the project advertisement.

A pre-bid meeting was held on Wednesday, October 12, 2016 at the council offices. The meeting was attended by 18 individuals, including FPD and Amec Foster Wheeler staff.

On November 8, 2016, bids were received from four (4) firms and read aloud. Results are as follows:

SAK Construction, LLC in the amount of: \$699,900.00

Keller Construction, Inc. in the amount of:	\$836,777.00
Hank's Excavating & Landscaping, Inc. in the amount of:	\$855,775.00
Haier Plumbing and Heating, Inc. in the amount of:	\$1,193,200.00

Engineer's estimate was \$1,254,300 which included a 20% contingency on most line items, with other line items contained a 5% or 10% contingency.

The apparent low bid was SAK Construction, LLC (SAK) from O'Fallon, Missouri. SAK is a well-known, large construction company that performs sewer rehabilitation throughout the Midwest, and does a substantial amount of work for the Metropolitan St. Louis Sewer District (MSD). Amec Foster Wheeler has no reason to believe that SAK is unqualified to do this work. SAK has successfully performed work for the FPD Council in the past as a sub-contractor on Bid Package 6. The remaining 3 bidders are all corporations headquartered in the State of Illinois, and are well known, reputable local contractors, 2 of which currently hold construction contracts with the FPD Council.

Amec Foster Wheeler reviewed/confirmed the following:

- Prequalification status as stated on the bid form,
- Acknowledgement of addendums,
- Math on the schedule of values,
- Signed and attested bid form,
- Bid bond,
- Construction schedule,
- Utilization of M/D/WBE subcontractors.

Amec Foster Wheeler further reviewed the specifications, bonding requirements, QA/QC material testing procedures and payment procedures to verify that the FPD Council is protected during construction and quality construction is provided.

SAK has proposed to use Williams Tunneling Industries, Inc. (Williams) of St. Louis, MO for work associated with slip-lining. Williams is listed on SAK's MBE Utilization Statement, certified with both the City of St. Louis and with STLMBBC as an MBE. The contractor has also indicated on their "Contractor's Good Faith Efforts Verification Report" that David Mason & Associates, Inc. was contacted (on 10/26/2016) for cleaning and CCTV work; however, David Mason declined to provide a quote to SAK.

The low bidder, SAK, was \$136,877 lower than the next lowest bid (from Keller Construction, Inc.) Amec Foster Wheeler discussed the differences in bid prices with SAK and asked if any mistakes had been made during the bid process, and verbally confirmed that SAK is standing by their bid and can perform the work for the bid price. The detailed bids are attached.

Mr. Parks arrived during the presentation.

SAK's schedule shows a completion date of March 17, 2017 and the specification references completion by the same date.

Based on their review, Amec Foster Wheeler concluded SAK is qualified to perform the work.

Amec Foster Wheeler recommended the Chief Supervisor be authorized to execute a \$699,900.00 contract with SAK Construction, LLC to perform construction of Bid Package #5A with a total cost not to exceed \$769,890.00 (\$699,900.00. plus a 10% contingency).

This construction package must be completed prior to achieving FEMA certification. Since the rehabilitation of the 126 Inch Sewer is a repair project, the Council's counsel will work with the counsel of East St. Louis to prepare the necessary legal documents to provide for a repayment program by the City of East St. Louis to the Council, over an agreed period of time for the construction costs including construction management services.

There was discussion regarding SAK's bid being \$136,000 lower than the second bid and also being much lower than Amec Foster Wheeler's estimate. It was stated that SAK Construction was contacted and they have indicated that they stand behind their bid. Amec Foster Wheeler's estimate had a twenty percent contingency. Also, it was noted that SAK will be using an acceptable construction alternative, slip-lining, where Amec Foster Wheeler's estimate was based on the spiral wound lining method being utilized. Amec Foster Wheeler also tighten the bid specifications to avoid large change orders.

Mr. Etwert noted that the slip-lining method was approved by the Corps.

Dr. Moore indicated that she wanted to go on record of holding Amec Foster Wheeler fully accountable on the acceptability of this bid.

There was a brief discussion regarding the two lining methods. It was asked if any of the subcontractors were from Illinois, to which Mr. Cook responded no. Mr. Parks expressed his disappointment that no firms from Southwestern Illinois would be involved in the construction.

Mr. Etwert was asked if he was confident of the bid, to which he replied that he was very familiar with the firm from his past experience, that they have indicated they will stand behind their bid, and they will do a good job.

There was a brief discussion regarding the bid process. It was indicated that the bid process didn't include a Section 3 Plan but it did have a Project Labor Agreement requirement.

It was indicated that the contract with SAK Construction would include minority participation by Williams Tunneling Industries, Inc. for work associated with the slip-lining process.

Mr. Motil asked for a motion to authorize the Chief Supervisor to request approval of the County Boards of St. Clair, Madison, and Monroe counties and subject to their approval, enter into a \$699,900.00 contract with SAK Construction, LLC to perform construction of Bid Package 5A with a total cost not to exceed \$769,890.00 (\$699,900.00. plus a 10% contingency).

A motion was made by Mr. Bergkoetter, with a second by Mr. Brinkman to authorize the Chief Supervisor to request approval of the County Boards of St. Clair, Madison, and Monroe counties and subject to their approval, enter into a \$699,900.00 contract with SAK Construction, LLC to perform construction of Bid Package 5A with a total cost not to exceed \$769,890.00 (\$699,900.00. plus a 10% contingency). Mr. Conrad called the roll and the following votes were made on the motion:

- Mr. Polka - absent
- Mr. Brinkman – Aye
- Mr. Bergkoetter - Aye
- Mr. Conrad - Aye
- Mr. Long – absent
- Dr. Moore – Aye
- Mr. Motil – Aye
- Mr. Parks – Aye
- Mr. Hamm - absent

The motion was approved.

**Amec Foster Wheeler Work Order #8 – Amendment #6**

Mr. Motil asked Mr. Etwert to explain this item.

Mr. Etwert explained with the award of the Bid Package #5A – 126 Inch Sewer Rehabilitation and Sluice Gate Replacement, Amec Foster Wheeler’s Work Order # 8 needs to be amended to include construction management services for this bid package. An additional \$79,000 is requested to cover these costs.

Services will be as follows:

- |                                      |          |
|--------------------------------------|----------|
| 1. Submittal Review and RFIs:        | \$13,070 |
| 2. CM for Cleaning and CCTV Efforts: | \$10,880 |
| 3. CM for Slip-Lining of 126” Sewer: | \$39,010 |
| 4. CM for Sluice Gate Replacements:  | \$ 5,415 |
| 5. Testing and Closeout:             | \$10,625 |

Total: \$79,000

A copy of proposed Work Order #8 – Amendment #6 was provided in the agenda package.

Mr. Etwert indicated that this was a repair project that the City of East St. Louis was supposed to take care of and wasn’t a part of the FPDC accreditation projects, however, it must be done in order to achieve accreditation.



The FPDC is going to complete the project with reimbursement from the City of East St. Louis. The contract for reimbursement of the design, over a two year period, has been agreed to between the City's attorney and our attorney and is in the process of being signed.

Mr. Etwert indicated that a reimbursement period of possibly ten years for the construction would be worked out with the City of East St. Louis. Originally, the Corps was going to require a coffer dam as part of this project and the estimated cost was four million dollars. With the current bid, contingency and construction management services, estimated total cost is around \$835,000. So the good news is that cost is much lower than what was anticipated earlier.

Mr. Etwert again reiterated that this construction package must be completed prior to achieving FEMA certification.

Dr. Moore asked how long the Council would be in existence, to which, Mr. Etwert replied until all bonds had been paid off or roughly twenty four years. Dr. Moore indicated that personally she thought ten year seemed long to her, especially since it was a maintenance project and she would like to have a strong document to ensure the funds were paid back to the Council.

Mr. Parks agreed that ten years was long but it was also realistic, taking into consideration the financial condition of the City of East St. Louis, the availability of TIF funds which is where the funds will actually come from, and the indebtedness of the City. Anything less than ten years would be a hardship on the City.

The life expectancy of the pipe being installed was indicated to be fifty years.

Mr. Motil asked for a motion to authorize the Chief Supervisor to execute Amendment 6 to Work Order #8 with Amec Foster Wheeler Environment & Infrastructure Inc. for additional construction management services due to the 126 Inch Sewer Rehabilitation and Sluice Gate Replacement, for a total amendment cost of \$79,000.00.

A motion was made by Mr. Parks, with a second by Mr. Bergkoetter to authorize the Chief Supervisor to execute Amendment 6 to Work Order #8 with Amec Foster Wheeler Environment & Infrastructure Inc. for additional construction management services due to the 126 Inch Sewer Rehabilitation and Sluice Gate Replacement, for a total amendment cost of \$79,000.00.

Mr. Conrad called the roll and the following votes were made on the motion:

Mr. Polka - absent  
Mr. Brinkman – Aye  
Mr. Bergkoetter - Aye  
Mr. Conrad - Aye  
Mr. Long – absent  
Dr. Moore – Aye  
Mr. Motil – Aye  
Mr. Parks – Aye

Mr. Hamm - absent

The motion was approved.

### **Corps of Engineers Update**

Mr. Motil asked Ms. Kelsey to provide the report from the Corps.

Ms. Kelsey provided an update of the current activities of the Corps using a PowerPoint® presentation to illustrate her remarks. Her presentation focused on Fiscal Year Budgets, East St. Louis (MESD), Wood River, and Prairie du Pont/Fish Lake as follows:

### **USACE UPDATE**

#### **Fiscal Year Budgets**

- FY17 President's Budget contained \$0 for Metro East Projects
- FY17 Work Plan – funds have been requested for each project.
- FY18 President's Budget

#### **PPA WIK Amendments**

##### **East St. Louis (MESD)**

- Progress continues on Risk Assessment, re-analysis efforts, and the Relief Well Solution Bid Package
- Initiating field exploration required for re-analysis of remaining reach
- USACE Levee Safety Program Risk Communication
- Emergency Action Plan (EAP)
- Continue coordinated efforts on Bid Package 14 Berms/Relief Wells P&S

##### **Wood River**

- Deep Cutoff Wall Phase 2 design

- Wood River Shallow Cutoff Wall Phase 2
- Continue coordination efforts on Bid Package 8, Relief Wells/Pump Station P&S completion
- Mel Price –field exploration for relief wells

### **Prairie Du Pont/Fish Lake**

- Reprogrammed Funds
- Planned activities include

Continue LRR re-analysis of final solution

Update total project costs

Coordination with FPD on self design/construction efforts

Mr. Etwert asked Ms. Kelsey when she thought the Corps would have updated estimates on the cost of the Authorized Level improvements for the Metro East area. She indicated that they needed to complete all the re-analysis she had mentioned, but was hoping in the next few weeks to be able to provide an idea of what that dollar amount might be.

A Mr. Motil asked for a motion to accept the Corps report. A motion was made by Dr. Moore, with a second by Mr. Parks to receive the Corps report. Mr. Conrad called the roll and the following votes were made on the motion:

Mr. Polka - absent  
 Mr. Brinkman – Aye  
 Mr. Bergkoetter - Aye  
 Mr. Conrad - Aye  
 Mr. Long – absent  
 Dr. Moore – Aye  
 Mr. Motil – Aye  
 Mr. Parks – Aye  
 Mr. Hamm - absent

The motion was approved unanimously.

### **Public Comment**

Mr. Motil asked if there is any public comment. There was none.

Mr. Motil asked to adjourn the public session and convene an executive session regarding pending litigation, probable or imminent litigation and the review of minutes of previous executive session minutes for future release. He indicated that no action would be taken upon reconvening the public session.

Mr. Parks made a motion at 8:22 am to convene a closed session under Open Meetings Act 5 ILCS 120/2 (c) (11) for the purpose of discussing pending litigation, probable or imminent litigation. The motion was seconded by Mr. Brinkman. It was indicated that all Board members and Monroe County Board Chair Terry Liefer should be present, along with Chuck Ewert, David Human, Jay Martin, Jon Omgvig, and Randy Cook. Mr. Conrad called the roll and the following votes were made on the motion:

Mr. Polka - absent  
Mr. Brinkman – Aye  
Mr. Bergkoetter - Aye  
Mr. Conrad - Aye  
Mr. Long – absent  
Dr. Moore - Aye  
Mr. Motil – Aye  
Mr. Parks – Aye  
Mr. Hamm – absent

The motion was approved unanimously and the Board went into executive session.

Mr. Bergkoetter made a motion to adjourn the executive session and reconvene the public session at 8:58 am. Dr. Moore seconded the motion. Mr. Conrad called the roll and the following votes were made on the motion:

Mr. Polka - absent  
Mr. Brinkman – Aye  
Mr. Bergkoetter - Aye  
Mr. Conrad - Aye  
Mr. Long – absent  
Dr. Moore – Aye  
Mr. Motil – Aye  
Mr. Parks – Aye  
Mr. Hamm – absent

Mr. Motil called the meeting to order.

It was noted that the Board discussed litigation and the future release of executive session minutes in the executive session.

### **Other Business**

There was no other business.

### **Adjournment**

A motion was made by Dr. Moore, seconded by Mr. Parks to adjourn the meeting. The motion was approved unanimously by voice vote, all voting aye.

Respectfully submitted,

John Conrad,  
Secretary/Treasurer, Board of Directors





amec  
foster  
wheeler

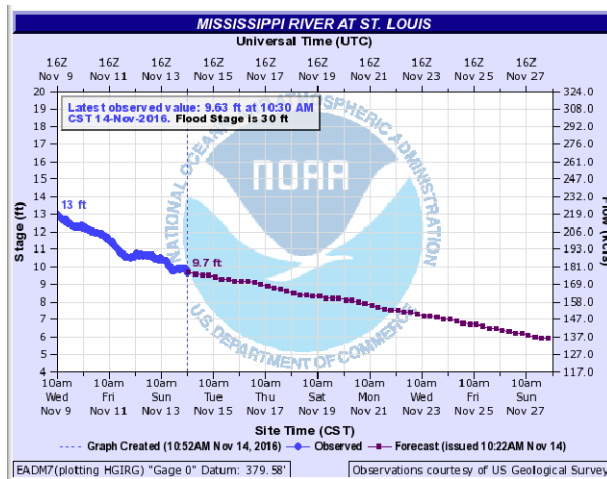
## Progress Report November 16, 2016

### Southwestern Illinois Levee Systems

By Jay Martin



...at long last!





## Construction Status

---

High groundwater/river levels hindered production for several features of work again this month.

- ▶ Bid Package 2B – WR/MESD/PdP Pump Stations
  - ▶ Pipe Replacement – Potential mobilization this week.
  
- ▶ Bid Package 3 – Wood River Seepage Improvements
  - ▶ Nearly all project work is complete.
  - ▶ The Hartford Manhole replacement change order is projected to be completed in Spring 2017.



## Construction Status

---

- ▶ Bid Package 4 – MESD Seepage Improvements (Conoco Phillips)
  - ▶ Clay Cap – 100% Complete.
  - ▶ Pipe Replacement – Potential mobilization this week.
  
- ▶ Bid Package 5 – MESD Seepage Improvements
  - ▶ Pipe Replacement – Efforts underway to replace HDPE Pipe with Reinforced Concrete Pipe for Relief Well Collector Systems.
    - ▶ Pump Station Site 10 Collector System – 0% Complete
    - ▶ Pump Station Site 12 Collector System – 0% Complete
    - ▶ Pump Station Site 16 Collector System – 50% Complete
  - ▶ Clay Cap – Placement will begin Spring 2017.



## Construction Status

- ▶ Bid Package 5A – East St. Louis Sewer
  - ▶ Bid opening was November 8, 2016.
  - ▶ Four bids received.
  - ▶ Our review and recommendation is before the Board today.
  
- ▶ Bid Package 6 – Prairie du Pont / Fish Lake Seepage Improvements
  - ▶ All project work is complete with the exception of one change order.
  - ▶ The re-cleaning/CCTV of portions of the Site 05 Relief Well Collector System will be completed when river/groundwater levels are manageable.
  
- ▶ Bid Package 7B – Wood River Lower (Deep) Cut-off Wall
  - ▶ Project is substantially complete.
  - ▶ Relief Wells – Two of 7 wells Complete; waiting for river/groundwater levels to fall for remaining installation.

## Bid Package 3 – Wood River



## Bid Package 3 – Wood River



Random Fill  
Complete



10/11/2016 08:32

## Bid Package 4 – MESD



Clay Cap  
Extension



10/24/2016 12:56

## Bid Package 4 – MESD



Clay Cap  
Extension  
Complete

10/26/2016 14:50

## Bid Package 5 – MESD



Site 16  
Collector  
System

10/11/2016 14:59

## Bid Package 5 – MESD



Site 16  
Collector  
System

## Bid Package 6 – PdP/Fish Lake



Punch List  
Work  
Complete

10/24/2016 11:50

## Bid Package 7B – Wood River



Turf  
Establishment

09/21/2016 11:2

## Bid Package 7B – Wood River



Relief Well  
Surface  
Completions



## FEMA Certification Update

---

- ▶ Upper Wood River
  - ▶ Do not anticipate further action from FPD Council or Amec Foster Wheeler
  
- ▶ Wood River East & West Forks
  - ▶ Efforts to compile certification package are underway.
  
- ▶ Lower Wood River
  - ▶ Efforts to compile certification package are underway.



## FEMA Certification Update

---

- ▶ MESD
  - ▶ Pending completion of Bid Packages 2B, 4, 5 and 5A
  - ▶ Construction Completion 3<sup>rd</sup> Quarter 2017
  
- ▶ Prairie du Pont & Fish Lake
  - ▶ Pending completion of Bid Package 2B and 5A.
  - ▶ Construction completion end of 2016
  - ▶ Efforts to compile certification package are underway.
  - ▶ Submit to FEMA 1<sup>st</sup> Quarter of 2017.

## Authorized Level (500-Year) Design

### Wood River – Bid Packages 8, 9 and 10

- Bid Package 8 is on hold – the requested alternatives analyses was completed and submitted to the USACE. Bid Packages 9 and 10 require additional borings; on hold pending USACE funding.

### MESD – Bid Packages 11, 12, 13 and 14

- Surveying has started on Bid Package 11
- Drilling continues in East St. Louis & Sauget on Bid Packages 12 & 13. Three drill rigs active.
- Have submitted 35% plans to USACE for Bid Package 14.

### PdP/FL – Bid Package 15

- Boring Plan was submitted on November 10 to USACE for review and approval.
- USACE has received funds to continue re-evaluation of remaining PdP improvements.

Questions?





## USACE UPDATE

- Fiscal Year Budgets
  - FY17 President's Budget contained \$0 for Metro East Projects
  - FY 17 Work Plan – funds have been requested for each project.
  - FY18 President's Budget
- PPA WIK Amendments



BUILDING STRONG®

- East St. Louis (MESD)
  - Progress continues on Risk Assessment, re-analysis efforts, and the Relief Well Solution Bid Package
  - Initiating field exploration required for re-analysis of remaining reach
  - USACE Levee Safety Program Risk Communication
  - Emergency Action Plan (EAP)
  - Continue coordinated efforts on Bid Package 14 Berms/Relief Wells P&S



BUILDING STRONG®

## Metro East Projects, IL

- Wood River
  - Deep cutoff wall Phase 2 design
  - Wood River Shallow Cutoff Wall Phase 2
  - Continue coordination efforts on Bid Package 8, Relief Wells/Pump Station P&S completion
  - Mel Price – field exploration for relief wells



BUILDING STRONG®

## Metro East Projects, IL

- Prairie du Pont/Fish Lake
  - Reprogrammed Funds
  - Planned activities include
    - ▶ Continue LRR re-analysis of final solution
    - ▶ Update total project costs
    - ▶ Coordination with FPD on self design/construction efforts



BUILDING STRONG®



Memo to: Board of Directors  
From: Chuck Etwert  
Subject: Program Status Report for December 2016  
Date: December 19, 2016

Approximately 85% of the \$74.2 million of construction, involved in all ten current construction bid packages, has been completed thru November. The amount of work completed during the month was \$1,422,130. The total amount of construction completed is \$63.5 million.

There was a brief spike in the elevation of the Mississippi River shortly after the last Board meeting but contractors were able to continue working. The current elevation is below five feet and is projected to remain below five feet for the next two weeks, which is good news.

I am pleased to report, the Council's first certification package has been submitted to FEMA. On December 5<sup>th</sup> Amec Foster Wheeler submitted the levee certification package for the East and West Fork Levee System in Madison County. The certification package for the Upper Wood River Levee System in Madison County, which includes Mel Price, is anticipated to be submitted by the Corps of Engineers early next year.

FEMA held meetings in Madison, Monroe and St. Clair Counties in early December to discuss local flood-related issues, identify potential strategies or actions to reduce flood risk, and provide information regarding potential resources or programs designed to support the reduction of flood risk. The FEMA levee accreditation schedule handout provided at the meetings continues correlate with our schedule of submitting levee accreditation packages to them in 2017. A copy of the FEMA handout is attached.


I have also included in your Board packet, a copy of Amec Foster Wheeler's Monthly Progress Report for December.



In Monroe, Madison and St. Clair counties in Illinois, floodplain mapping was put on hold to allow for the levee accreditation process to be completed so this information can be factored into regulatory Flood Insurance Rate Maps (FIRMs). While local communities are working to complete the levee accreditation process, FEMA is collecting other current data that may better inform future flood modeling efforts. Below is information describing the remaining steps in the levee accreditation process and the flood mapping process.

Ken Hinterlong  
 Ken.Hinterlong@fema.dhs.gov  
 312-408-5529

Amy Baker  
 Amy.Baker@atkinsglobal.com  
 240-264-8076



## Current Status

Currently, several Metro East area communities are working with the US Army Corps of Engineers and contractor support to develop data and complete the preparation of levee accreditation packages for:

- ▲ Wood River Levees
- ▲ Chain of Rocks Levee
- ▲ Metro East Sanitary District Levee
- ▲ Prairie du Pont Levee
- ▲ Fish Lake Levee

## What Happens Next

Here is a general overview of the levee accreditation process

Submit levee accreditation packages to FEMA	Expected in 2017
FEMA review	Approximately 3 - 12 months depending on information submitted
FEMA decision	Following FEMA review and resolution of any outstanding issues during review

After each of the levee accreditation requests are completed, they will be submitted to FEMA for review. The review timeframe may take several months based on the complexity of the situation and the information initially provided. The data and modeling produced during this process can be leveraged for future Flood Insurance Rate Map updates, specifically for interior drainage concerns.

## Current Status

FEMA, with the assistance of the State of Illinois, is currently responsible to provide assistance with:

- ▲ Gathering best available data
- ▲ Reviewing non-regulatory maps outlining current best available data
- ▲ Increasing risk awareness and mitigation outreach

## What Happens Next

This summer, meetings will be held to review draft work maps and provide an opportunity to review the current status of flood engineering and potential levee accreditation for this area.

Later this year, FEMA will lead meetings to discuss resilience in Monroe, Madison and St. Clair counties and encourage a wide array of mitigation activities. All the counties have current hazard mitigation plans and FEMA would like to discuss how these plans are being implemented.

After the levee accreditation process is complete, FEMA will continue to work with communities to leverage available data and determine the best road forward.





Southwestern Illinois Flood Prevention District Council  
c/o Charles Ewert  
104 United Drive  
Collinsville, IL 62234

---

## **Monthly Project Progress Report December 2016**

---

AMEC FOSTER WHEELER Project No. 563170001  
Period Ending Date: December 12, 2016

*Date of Issue: December 16, 2016*

# Table of Contents

<b>1. OVERVIEW .....</b>	<b>4</b>
1.1 PROJECT DESCRIPTION .....	4
1.2 AMEC FOSTER WHEELER SCOPE .....	4
1.3 KEY CONTACTS / PEOPLE .....	5
<b>2. HEALTH, SAFETY, SECURITY, ENVIRONMENT (HSSE) .....</b>	<b>5</b>
2.1 HSSE REPORTS .....	5
<b>3. PROJECT STATUS UPDATE .....</b>	<b>6</b>
3.1 BID PACKAGE 2A .....	6
3.1.1 Calendar .....	6
3.1.2 Progress .....	6
3.1.3 Property Acquisition.....	6
3.1.4 Levee Board Considerations .....	6
3.1.5 Submittals .....	6
3.1.6 Change Orders .....	6
3.1.7 QC/QA Activities .....	6
3.1.8 Considerations.....	6
3.1.9 Payment Progress .....	6
3.2 BID PACKAGE 2B .....	7
3.2.1 Calendar .....	7
3.2.2 Progress - Piping Change Order .....	7
3.2.3 Property Acquisition.....	7
3.2.4 Levee Board Considerations .....	7
3.2.5 Submittals .....	7
3.2.6 Change Orders .....	7
3.2.7 QC/QA Activities .....	7
3.2.8 Considerations.....	7
3.2.9 Payment Progress .....	7
3.3 BID PACKAGE 2C .....	8
3.3.1 Calendar .....	8
3.3.2 Progress .....	8
3.3.3 Property Acquisition.....	8
3.3.4 Levee Board Considerations .....	8
3.3.5 Submittals .....	8
3.3.6 Change Orders .....	8
3.3.7 QC/QA Activities .....	8
3.3.8 Payment Progress .....	8
3.4 BID PACKAGE 3.....	9
3.4.1 Calendar .....	9
3.4.2 Progress .....	9
3.4.3 Property Acquisition.....	9
3.4.4 Levee Board Considerations .....	9
3.4.5 Submittals .....	9
3.4.6 Change Orders .....	9
3.4.7 QC/QA Activities .....	9
3.4.8 Considerations.....	9
3.4.9 Payment Progress .....	9
3.5 BID PACKAGE 4.....	10
3.5.1 Calendar .....	10
3.5.2 Progress .....	10
3.5.3 Property Acquisition.....	10
3.5.4 Levee Board Considerations .....	10
3.5.5 Submittals .....	10
3.5.6 Change Orders .....	10
3.5.7 QC/QA Activities .....	10
3.5.8 Considerations.....	10



3.5.9	Payment Progress .....	10
3.6	BID PACKAGE 5.....	11
3.6.1	Calendar .....	11
3.6.2	Progress .....	11
3.6.3	Property Acquisition.....	11
3.6.4	Levee Board Considerations .....	11
3.6.5	Submittals .....	11
3.6.6	Change Orders .....	11
3.6.7	QC/QA Activities .....	11
3.6.8	Considerations.....	11
3.6.9	Payment Progress .....	11
3.7	BID PACKAGE 5A .....	12
3.7.1	Calendar .....	12
3.7.2	Progress .....	12
3.7.3	Property Acquisition.....	12
3.7.4	Levee Board Considerations .....	12
3.7.5	Submittals .....	12
3.7.6	Change Orders .....	12
3.7.7	QC/QA Activities .....	12
3.7.8	Considerations.....	12
3.7.9	Payment Progress .....	12
3.8	BID PACKAGE 6.....	13
3.8.1	Calendar .....	13
3.8.2	Progress .....	13
3.8.3	Property Acquisition.....	13
3.8.4	Levee Board Considerations .....	13
3.8.5	Submittals .....	13
3.8.6	Change Orders .....	13
3.8.7	QC/QA Activities .....	13
3.8.8	Considerations.....	13
3.8.9	Payment Progress .....	13
3.9	BID PACKAGE 7A .....	14
3.9.1	Calendar .....	14
3.9.2	Progress .....	14
3.9.3	Property Acquisition.....	14
3.9.4	Levee Board Considerations .....	14
3.9.5	Submittals .....	14
3.9.6	Change Orders .....	14
3.9.7	QC/QA Activities .....	14
3.9.8	Considerations.....	14
3.9.9	Payment Progress .....	14
3.10	BID PACKAGE 7B .....	15
3.10.1	Calendar .....	15
3.10.2	Progress .....	15
3.10.3	Property Acquisition .....	15
3.10.4	Levee Board Considerations .....	15
3.10.5	Submittals.....	15
3.10.6	Change Orders.....	15
3.10.7	QC/QA Activities.....	15
3.10.8	Considerations .....	15
3.10.9	Payment Progress.....	15

## 1. OVERVIEW

### 1.1 Project Description

Levees along the east side of the Mississippi River within four levee districts have been found to be out of compliance with FEMA Requirement 44CFR 65.10 and therefore have been de-certified. The four districts are: Wood River Drainage and Levee District, Metro-East Sanitary District, Prairie du Pont Drainage and Levee District, and Fish Lake Drainage and Levee District. The counties involved have formed an overarching entity called the Southwestern Illinois Flood Prevention District Council (SIFPDC). Amec Foster Wheeler has been selected by the SIFPDC to design and manage the construction of levee system improvements necessary to demonstrate compliance with FEMA Requirement 44CFR 65.10.

**Bid Package 2A** is composed of the construction of one (1) pump station within the Fish Lake Levee District System.

**Bid Package 2B** is composed of the construction of five (5) pump stations within the Wood River, MESD, and Prairie du Pont Levee Districts.

**Bid Package 2C** is composed of the installation of two force mains and associated structures from Site 12 pump station to levee discharge.

**Bid Package 3** is composed of the construction of seepage control improvements within the Wood River Drainage and Levee District Levee System.

**Bid Package 4** is composed of the construction of seepage control improvements within the Metro East Sanitary District Levee System, from Station 1209+00 to 1242+00. This package also includes the construction of one (1) pump station.

**Bid Package 5** is composed of the construction of seepage control improvements within the Metro East Sanitary District Levee System.

**Bid Package 5A** is composed of the rehabilitation of approximately 245 linear feet of 126-inch round concrete sewer and the replacement of two sluice gates.

**Bid Package 6** is composed of the construction of seepage control improvements within the Prairie du Pont Drainage and Levee District and Fish Lake Drainage and Levee District Levee Systems.

**Bid Package 7A** is composed of the construction of a shallow cut-off wall and flush clay cap near the upstream portion of the Upper Wood River Levee System, from station 20+00 to 38+00.

**Bid Package 7B** is composed of the construction of a deep cut-off wall and protruding clay cap in the Lower Wood River Levee System, from station 132+00 to 170+00.

### 1.2 Amec Foster Wheeler Scope

Based on baseline budgets and baseline schedules, monitor and manage the program performance.

- track program cost
- monitor program budget
- track program progress
- monitor program schedule
- complete earned value analysis, performance measurements and forecasting
- schedule and cost variance management and corrective action plans

### 1.3 Key Contacts / People

Program Manager	Jay Martin, PE, 615.333.0630 <a href="mailto:jay.w.martin@amecfw.com">jay.w.martin@amecfw.com</a>
Project Manager	Jon Omgig, AICP, 636.200.5118 <a href="mailto:jon.omvig@amecfw.com">jon.omvig@amecfw.com</a>
Engineer of Record (Civil)	Randy Cook Jr., PE, 636.200.5125 <a href="mailto:randy.cook@amecfw.com">randy.cook@amecfw.com</a>
Engineer of Record (Geotechnical)	Jo C. Tucker, PE, 502.442.4317 <a href="mailto:jo.tucker@amecfw.com">jo.tucker@amecfw.com</a>
Resident Project Representative	Kevin Williams, PMP, 618.401.7226 <a href="mailto:kevin.williams@amecfw.com">kevin.williams@amecfw.com</a>
Project Coordinator	Kendra Mitchom, 618.346.9120 <a href="mailto:kendra.mitchom@amecfw.com">kendra.mitchom@amecfw.com</a>

## 2. HEALTH, SAFETY, SECURITY, ENVIRONMENT (HSSE)

### 2.1 HSSE Reports

<b>Health/Safety</b>																																	
The Contractors continues to conduct weekly toolbox safety talks.																																	
<b>Security</b>																																	
Nothing to report this month																																	
<b>Environment (SWPPP)</b>																																	
Forms submitted as required																																	
<b>River Stage Restrictions</b>																																	
The USACE 408 permit dictates that excavations shall cease when the Mississippi River Stage is:																																	
<table border="1"> <thead> <tr> <th>Bid Package</th> <th>River Stage</th> <th>River Elevation</th> </tr> </thead> <tbody> <tr> <td>2A</td> <td>17.0</td> <td>396.94</td> </tr> <tr> <td>2B</td> <td>27.06</td> <td>407.00</td> </tr> <tr> <td>2C</td> <td>15.03</td> <td>394.97 (Mel Price)</td> </tr> <tr> <td>3</td> <td>16.0</td> <td>411.48 (Mel Price)</td> </tr> <tr> <td>4</td> <td>25.0</td> <td>404.94</td> </tr> <tr> <td>5</td> <td>25.0</td> <td>404.94</td> </tr> <tr> <td>5A</td> <td>6.0</td> <td>385.94</td> </tr> <tr> <td>6</td> <td>25.0</td> <td>404.94</td> </tr> <tr> <td>7A</td> <td>21.52</td> <td>417.0 (Mel Price)</td> </tr> <tr> <td>7B</td> <td>21.52</td> <td>417.0 (Mel Price)</td> </tr> </tbody> </table>	Bid Package	River Stage	River Elevation	2A	17.0	396.94	2B	27.06	407.00	2C	15.03	394.97 (Mel Price)	3	16.0	411.48 (Mel Price)	4	25.0	404.94	5	25.0	404.94	5A	6.0	385.94	6	25.0	404.94	7A	21.52	417.0 (Mel Price)	7B	21.52	417.0 (Mel Price)
Bid Package	River Stage	River Elevation																															
2A	17.0	396.94																															
2B	27.06	407.00																															
2C	15.03	394.97 (Mel Price)																															
3	16.0	411.48 (Mel Price)																															
4	25.0	404.94																															
5	25.0	404.94																															
5A	6.0	385.94																															
6	25.0	404.94																															
7A	21.52	417.0 (Mel Price)																															
7B	21.52	417.0 (Mel Price)																															

### 3. PROJECT STATUS UPDATE

#### 3.1 Bid Package 2A

##### 3.1.1 Calendar

Bid Date:	June 11, 2013
Contract executed	October 11, 2013
Schedule received	October 29, 2013
Anticipated start of field activities	January 22, 2014
Start of field activities	January 27, 2014
Completion date	<i>December 1, 2014</i>
Final Walk Through	Substantial completion August 12, 2014
Final Acceptance	<i>December 1, 2014</i>

##### 3.1.2 Progress

- Complete

##### 3.1.3 Property Acquisition

- Complete

##### 3.1.4 Levee Board Considerations

- Complete

##### 3.1.5 Submittals

- Complete

##### 3.1.6 Change Orders

- Complete

##### 3.1.7 QC/QA Activities

- Complete

##### 3.1.8 Considerations

- Complete

##### 3.1.9 Payment Progress

- Complete

## 3.2 Bid Package 2B

### 3.2.1 Calendar

Bid Date:	October 1, 2013
Contract executed	December 16, 2013
Schedule received	December 17, 2013
Anticipated start of field activities	February 17, 2014
Start of field activities	March 2016
Contract completion date	Extend completion date beyond 12/31/16 with no set date. Time extension for Site 10 and 12 contingent upon Keller Construction completing their work first and allowing K&L at least 15 working days (M-F) per site to complete pipe replacement per Change Order 11 of Bid Package 2B. This is also contingent upon weather delays and river levels above 10 feet.
Final Walk Through	
Final Acceptance	

### 3.2.2 Progress - Piping Change Order

- Pump Station Site 05 – 75% Complete. Ameren reestablishing power the week of 19DEC16.
- Pump Station Site 10 – 0% Complete.
- Pump Station Site 12 – 0% Complete.
- Pump Station Site 16 – 75% Complete. Final backfill as weather allows.

### 3.2.3 Property Acquisition

- None

### 3.2.4 Levee Board Considerations

- None

### 3.2.5 Submittals

- Complete

### 3.2.6 Change Orders

- None

### 3.2.7 QC/QA Activities

- None

### 3.2.8 Considerations

- None

### 3.2.9 Payment Progress

- See Contract Invoice Log attached

### 3.3 Bid Package 2C

#### 3.3.1 Calendar

Bid Date:	November 12, 2014
Contract executed	February 9, 2015
Schedule received	Posted in SharePoint
Anticipated start of field activities	October 15, 2015
Start of field activities	October 15, 2015
Contract completion date	April 29, 2016
Final Walk Through	September 1, 2016
Final Acceptance	September 16, 2016

#### 3.3.2 Progress

- Complete.

#### 3.3.3 Property Acquisition

- Complete

#### 3.3.4 Levee Board Considerations

- Complete

#### 3.3.5 Submittals

- Complete

#### 3.3.6 Change Orders

- Complete

#### 3.3.7 QC/QA Activities

- Complete.

#### 3.3.8 Payment Progress

- Complete.

### 3.4 Bid Package 3

#### 3.4.1 Calendar

Bid Date:	December 3, 2013
Contract executed	January 27, 2014
Schedule received	December 3, 2013
Anticipated start of field activities	As noted below.
Start of field activities	Varied
Contract completion date	<ul style="list-style-type: none"><li>• Upper Wood River is substantially complete.</li><li>• Lower Wood River – December 27, 2016 (final completion dependent on the BP 7B RW installation).</li><li>• Hawthorne Manhole Change Order – February 28, 2017</li></ul>
Final Walk Through	October 6, 2016 (Final inspection excluded relief well abandonments and Hartford change order)
Final Acceptance	

#### 3.4.2 Progress

- All project work is complete with the exception of one change order.
- The Hartford Manhole replacement change order is projected to be completed in spring 2017. Relief well abandonments are awaiting Bid Package 7B relief well installation.

#### 3.4.3 Property Acquisition

- Complete.

#### 3.4.4 Levee Board Considerations

- Complete.

#### 3.4.5 Submittals

- Complete

#### 3.4.6 Change Orders

- Complete

#### 3.4.7 QC/QA Activities

- Complete

#### 3.4.8 Considerations

- Complete.

#### 3.4.9 Payment Progress

- See attached Contract invoice log

### 3.5 Bid Package 4

#### 3.5.1 Calendar

Bid Date:	December 3, 2013
Contract executed	February 6, 2014
Schedule received	December 3, 2013
Anticipated start of field activities	February 24, 2014
Start of field activities	March 17, 2014
Contract completion date	March 31, 2017
Final Walk Through	
Final Acceptance	

#### 3.5.2 Progress

- Five of 13 piezometer are installed. The remaining piezometer installation is on hold until the collection pipe and clay cap are complete.
- Dewatering has begun. The contractor will begin pipe replacement when groundwater elevation meets specification.

#### 3.5.3 Property Acquisition

- Complete.

#### 3.5.4 Levee Board Considerations

- None

#### 3.5.5 Submittals

- Complete

#### 3.5.6 Change Orders

- Complete

#### 3.5.7 QC/QA Activities

- None

#### 3.5.8 Considerations

- None

#### 3.5.9 Payment Progress

- See Contract Invoice Log attached.



### 3.6 Bid Package 5

#### 3.6.1 Calendar

Bid Date:	December 3, 2013
Contract executed	January 27, 2014
Schedule received	December 3, 2013
Anticipated start of field activities	February 17, 2014
Start of field activities	February 17, 2014
Contract completion date	September 30, 2016 <i>(change orders will extend the final completion date)</i>
Final Walk Through	
Final Acceptance	

#### 3.6.2 Progress

- Efforts continue to replace the HDPE Pipe with Reinforced Concrete Pipe for Relief Well Collector Systems.
- Site 16 collector system is 75% complete.
- Dewatering will continue 24/7 until each system is complete.
- Clay Cap work will resume in spring 2017, weather dependent.

#### 3.6.3 Property Acquisition

- Complete

#### 3.6.4 Levee Board Considerations

- None.

#### 3.6.5 Submittals

- Complete

#### 3.6.6 Change Orders

- Complete

#### 3.6.7 QC/QA Activities

- Ongoing

#### 3.6.8 Considerations

- None

#### 3.6.9 Payment Progress

- See Contract Invoice Log attached.

### 3.7 Bid Package 5A

#### 3.7.1 Calendar

Bid Date:	November 08, 2016
Contract executed	December 08, 2016
Schedule received	
Anticipated start of field activities	January 02, 2017
Start of field activities	
Contract completion date	March 17, 2017
Final Walk Through	
Final Acceptance	

#### 3.7.2 Progress

- Project Bid November 08, 2016
- Notice of Award issued to SAK Construction November 30, 2016

#### 3.7.3 Property Acquisition

- None.

#### 3.7.4 Levee Board Considerations

- None.

#### 3.7.5 Submittals

- None.

#### 3.7.6 Change Orders

- None.

#### 3.7.7 QC/QA Activities

- None.

#### 3.7.8 Considerations

- None

#### 3.7.9 Payment Progress

- None.

### 3.8 Bid Package 6

#### 3.8.1 Calendar

Bid Date:	June 11, 2013
Contract executed	October 3, 2013
Schedule received	October 31, 2013
Anticipated start of field activities	November 11, 2013
Start of field activities	November 19, 2013
Contract completion date	<i>Substantial completion July 26, 2016;</i> The contract final completion date is contingent upon bid package 2B contractor completing Site 5 Pump Station change order work. Also contingent upon Ameren providing primary power to Pump Station Site 5. Lane is allowed 10 working days (Monday - Friday) upon notification that Pump Station Site 5 is operational.
Final Walk Through	September 6, 2016
Final Acceptance	Awaiting Lane to complete the pipe cleaning and repair.

#### 3.8.2 Progress

- All project work is complete. Pending one change order to clean portions of the Site 05 relief well collector system that silted in during Winter 2015/2016 high river event.

#### 3.8.3 Property Acquisition

- None

#### 3.8.4 Levee Board Considerations

- None.

#### 3.8.5 Submittals

- Complete

#### 3.8.6 Change Orders

- Complete

#### 3.8.7 QC/QA Activities

- Complete

#### 3.8.8 Considerations

- None

#### 3.8.9 Payment Progress

- See Contract Invoice Log attached.

### 3.9 Bid Package 7A

#### 3.9.1 Calendar

Bid Date:	August 13, 2014
Contract executed	September 17, 2014
Schedule received	October 1, 2014
Anticipated start of field activities	October 6, 2014
Start of field activities	October 6, 2014
Anticipated completion date	June 26, 2015 (contract completion date).
Final Walk Through	July 10, 2015
Final Acceptance	The project is complete.

#### 3.9.2 Progress

- This project is complete.

#### 3.9.3 Property Acquisition

- Complete

#### 3.9.4 Levee Board Considerations

- None.

#### 3.9.5 Submittals

- Complete

#### 3.9.6 Change Orders

- Complete

#### 3.9.7 QC/QA Activities

- Complete

#### 3.9.8 Considerations

- None.

#### 3.9.9 Payment Progress

- Complete

### 3.10 Bid Package 7B

#### 3.10.1 Calendar

Bid Date:	August 13, 2014
Contract executed	September 12, 2014
Schedule received	June 19, 2015
Anticipated start of field activities	August 2015
Start of field activities	July 2015
Contract completion date	<i>Substantial completion June 26, 2016; Final completion September 23, 2016.</i>
Final Walk Through	9/20/16 Final Inspection (with exception of Relief Well work)
Final Acceptance	

#### 3.10.2 Progress

- Project complete except for the relief well installations.
- Contractor has installed 2 of the 7 relief wells. Work will resume when piezoemetric levels are at elevation 402 and falling.

#### 3.10.3 Property Acquisition

- Complete

#### 3.10.4 Levee Board Considerations

- None

#### 3.10.5 Submittals

- Complete

#### 3.10.6 Change Orders

- Complete

#### 3.10.7 QC/QA Activities

- Complete

#### 3.10.8 Considerations

- None.

#### 3.10.9 Payment Progress

- See Contract Invoice Log attached.

**CONTRACT INVOICE LOG**

**Contractor:** Korte & Luitjohan Contractors, Inc  
 12052 Highland Road  
 Highland, IL 62249

**Project:** SWILCD  
**Construction Package:** BP2A

**Original Contract Amount:** \$747,500.00  
**Change Order #1:** \$2,245.00      Limatorque Actuator  
**Change Order #2:** \$7,730.00      Additional Road Aggregate  
**Change Order #3:** \$434.00      Monroe County Building Permit  
**Change Order #4:** \$0.00      Contract Time Extension  
**Change Order #5:** \$0.00      Contract Time Extension 2  
**Change Order #6:** \$0.00      Contract Time Extension 3  
**Change Order #7:** \$5,189.21      Additional Rock and Testing  
**Change Order #8:** \$34,501.32      Stumpf Property Pipe Extension  
**Total Change Order Amount:** \$50,099.53  
**Total Revised Contract Amount:** \$797,599.53

Payment Request No.	Pay Request Date	Pay Request Recommended Approval Date	Total Completed to Date (\$)	Amount Retained (10% to 50%) then (5% to 95%)	Total Earned Less Retained	Current Payment Invoice	Date Paid by FPD	Estimate to Complete Including Retainage (\$)
<u>1</u>	11/15/2013	11/27/2013	\$11,000.00	\$1,100.00	\$9,900.00	\$9,900.00	11/1/2013	\$737,600.00
<u>2</u>	2/5/2014	2/10/2014	\$76,000.00	\$7,600.00	\$68,400.00	\$58,500.00	2/18/2014	\$679,100.00
<u>3</u>	3/6/2014	3/13/2014	\$228,500.00	\$22,850.00	\$205,650.00	\$137,250.00	3/25/2014	\$541,850.00
<u>4</u>	3/31/2014	4/15/2014	\$372,400.00	\$37,240.00	\$335,160.00	\$129,510.00	4/22/2014	\$420,504.00
<u>5</u>	4/30/2014	5/13/2014	\$432,500.00	\$43,250.00	\$389,250.00	\$54,090.00	5/22/2014	\$366,414.00
<u>6</u>	5/31/2014	6/10/2014	\$635,890.00	\$50,742.00	\$585,148.00	\$195,898.00	6/19/2014	\$170,516.00
<u>7</u>	6/30/2014	7/14/2014	\$684,000.00	\$53,147.00	\$630,853.00	\$45,705.00	7/17/2014	\$124,811.00
<u>8</u>	7/31/2014	8/12/2014	\$753,929.00	\$37,895.45	\$716,033.55	\$85,180.55	8/19/2014	\$39,630.45
<u>9</u>	8/31/2014	9/9/2014	\$759,118.21	\$37,895.45	\$721,222.76	\$5,189.21	9/15/2014	\$41,875.45
<u>10</u>	11/30/2014	12/12/2014	\$797,599.53	\$38,094.45	\$759,505.08	\$38,282.32	12/18/2014	\$38,094.45
<u>11</u>	12/31/2014	1/15/2015	\$797,599.53	\$1,800.00	\$795,799.53	\$36,294.45	1/26/2015	\$1,800.00
<u>12</u>	3/31/2015	4/10/2015	\$797,599.53	\$0.00	\$797,599.53	\$1,800.00	4/16/2015	\$0.00



### CONTRACT INVOICE LOG

**Contractor:** Korte & Luitjohan Contractors, Inc  
 12052 Highland Road  
 Highland, IL 62249

**Project:** SWILCD  
**Construction Package:** BP2B

<b>Original Contract Amount:</b>	\$3,865,405.00	
<b>Change Order #1:</b>	\$434.00	Monroe County Building Permit
<b>Change Order #2:</b>	\$7,965.00	Additional Road Aggregate
<b>Change Order #3:</b>	\$0.00	Fence and Aggregate Changes
<b>Change Order #4:</b>	\$8,570.00	Razor Wire on Fence per MESD Request
<b>Change Order #5:</b>	\$0.00	Contract Time Extension
<b>Change Order #6:</b>	\$50,600.00	Site 16 Duct Bank
<b>Change Order #7:</b>	\$4,760.00	Site 12 Existing Force Mains
<b>Change Order #8:</b>	\$74,200.00	Site 10 Electrical Changes
<b>Change Order #9:</b>	\$0.00	Time Extension
<b>Change Order #10:</b>	\$10,276.92	Site 12 Guard Rail
<b>Change Order #11:</b>	\$1,314,600.00	Pipe Material Change & Erosion Control
<b>Change Order #12:</b>	\$8,700.00	Fence Repair Site 5
<b>Total Change Order Amount:</b>	\$1,480,105.92	
<b>Total Revised Contract Amount:</b>	<b>\$5,345,510.92</b>	

Payment Request No.	Pay Request Date	Pay Request Recommended Approval Date	Total Completed and Store to Date	Cumulative Retained (10% to 50%) then (5% to 95%)	Total Earned Less Retained	Current Payment Invoice	Date Paid by FPD	Estimate to Complete Including Retainage(\$)
1	2/5/2014	2/10/2014	\$51,750.00	\$5,175.00	\$46,575.00	\$46,575.00	<a href="#">2/18/2014</a>	\$3,818,830.00
2	3/6/2014	3/13/2014	\$132,450.00	\$13,245.00	\$119,205.00	\$72,630.00	<a href="#">3/25/2014</a>	\$3,746,634.00
3	3/31/2014	4/15/2014	\$504,300.00	\$50,430.00	\$453,870.00	\$334,665.00	<a href="#">4/22/2014</a>	\$3,419,934.00
4	4/30/2014	5/13/2014	\$846,000.00	\$84,600.00	\$761,400.00	\$307,530.00	<a href="#">5/22/2014</a>	\$3,112,404.00
5	5/31/2014	6/12/2014	\$1,295,000.00	\$129,500.00	\$1,165,500.00	\$404,100.00	<a href="#">6/19/2014</a>	\$2,708,304.00
6	6/30/2014	7/14/2014	\$1,736,000.00	\$173,600.00	\$1,562,400.00	\$396,900.00	<a href="#">7/17/2014</a>	\$2,311,404.00
7	7/31/2014	8/11/2014	\$2,180,100.00	\$205,850.00	\$1,974,250.00	\$411,850.00	<a href="#">8/19/2014</a>	\$1,899,554.00
8	8/31/2014	9/8/2014	\$2,927,440.00	\$243,217.00	\$2,684,223.00	\$709,973.00	<a href="#">9/15/2014</a>	\$1,198,151.00
9	9/30/2014	10/9/2014	\$3,144,000.00	\$255,524.00	\$2,888,476.00	\$204,253.00	<a href="#">10/16/2014</a>	\$1,044,498.00
10	10/31/2014	11/7/2014	\$3,420,000.00	\$269,324.00	\$3,150,676.00	\$262,200.00	<a href="#">11/18/2014</a>	\$787,058.00
11	11/30/2014	12/12/2014	\$3,648,600.00	\$282,764.00	\$3,365,836.00	\$215,160.00	<a href="#">12/18/2014</a>	\$646,098.00
12	12/31/2014	1/12/2015	\$3,840,000.00	\$292,334.00	\$3,547,666.00	\$181,830.00	<a href="#">1/26/2015</a>	\$464,268.00
13	1/31/2015	2/9/2015	\$3,897,320.00	\$295,200.00	\$3,602,120.00	\$54,454.00	<a href="#">2/18/2015</a>	\$409,814.00
14	2/28/2015	3/10/2015	\$3,968,238.00	\$298,710.00	\$3,669,528.00	\$67,408.00	<a href="#">3/19/2015</a>	\$342,406.00
15	3/31/2015	4/10/2015	\$4,011,934.00	\$200,596.00	\$3,811,338.00	\$141,810.00	<a href="#">4/16/2015</a>	\$200,596.00
16	4/30/2015	5/12/2015	\$4,011,934.00	\$10,000.00	\$4,001,934.00	\$190,596.00	<a href="#">5/18/2015</a>	\$20,276.92
17	7/31/2015	8/11/2015	\$4,022,210.92	\$10,000.00	\$4,012,210.92	\$10,276.92	<a href="#">8/20/2015</a>	\$1,324,600.00
18	1/31/2016	2/11/2016	\$4,063,110.92	\$12,045.00	\$4,051,065.92	\$38,855.00	<a href="#">2/17/2016</a>	\$1,285,745.00
19	2/29/2016	3/11/2016	\$4,078,810.92	\$12,830.00	\$4,065,980.92	\$14,915.00	<a href="#">3/17/2016</a>	\$1,270,830.00
20	3/31/2016	4/14/2016	\$4,253,410.92	\$21,560.00	\$4,231,850.92	\$165,870.00	<a href="#">4/20/2016</a>	\$1,113,660.00
21	7/31/2016	8/5/2016	\$4,443,410.92	\$31,060.00	\$4,412,350.92	\$180,500.00	<a href="#">8/15/2016</a>	\$933,160.00
22	11/30/2016	12/13/2016	\$4,861,410.92	\$50,198.81	\$4,809,450.92	\$397,100.00		\$536,060.00



**TITLE: CONSTRUCTION CHANGE ORDER LOG**

**CLIENT:** Southwestern Illinois Flood Prevention District Council  
**PROJECT Bid Package 2B**

**PROJECT NUMBER:** SIFPDC-BP2B

Change Request Number	Description	Change Type (Field, Design, Spec, Other)	Cost to FPD	Cost to Others	As Bid Line Item #	Original Cost of Associated Line Item	% of Original Line Item	% of Original Contract	Date	Status	Comments
1	Building Permit	Field	\$434.00	\$0.00	2B.1	\$ 32,720.00	1.33%	0.01%	2/24/2014	Approved	Required by Monroe County
2	Additional Roadway Aggregate	Field	\$7,965.00	\$0.00	2B.3	\$ 171,825.00	4.64%	0.21%	3/18/2014	Approved	Required by Monroe County
3	Site 10, 12, 15 fence and aggregate changes	Field	\$0.00	\$0.00	NA	NA	0.00%	0.00%	8/12/2014	Approved	Field changes to enable constructability and provide maintenance ease
4	Razor Wire on Fence	Other	\$0.00	\$8,570.00	NA	NA	NA	0.22%	8/19/2014	Approved	Razor wire on fence at Site 10, 12, & 16 per MESD Levee District request; To be paid by MESD
5	Time Extension	Other	\$0.00	\$0.00	NA	NA	0.00%	0.00%	8/19/2014	Approved	Time extension for July 2014 weather/high river days that impeded construction
6*	Site 16 Duct Bank	Field	\$50,600.00	\$0.00	2B.55	\$ 23,990.00	210.92%	1.31%	9/29/2014	Approved	USACE required underground electrical service to pump station per Ameren; Ameren to credit FPD amount paid to Ameren for overhead lines; Board approval required
7	Site 15 Grating and Supports	Field	\$4,760.00	\$0.00		\$ 352,645.00	1.35%	0.12%	10/17/2014	Approved	Grating and support for Site 15 to enable functionality of the system
8*	Site 10 Electric Change	Field	\$74,200.00	\$0.00	2B.27	\$ 17,705.00	419.09%	1.92%	11/19/2014	Approved	Ameren requires upgrades to the existing pump station at Site 10. Board approval required
9	Time Extension	Other	\$0.00	\$0.00	NA	NA	0.00%	0.00%	12/2/2014	Approved	Request for Time Extension to move our completion date to 4/15/15 due to the contract documents for Bid Package 2B contractor is only allowed to work at Site 12 between October 15th to March 15th.
10	Site 12 Guard Rail	Field	\$10,276.92	\$0.00	NA	NA	NA	0.27%	4/17/2015	Approved	Install approximately 74 LF of FRP handrails per the attached drawings for OSHA compliance
11*	Pipe Material Change - Sites 5, 10, 12, 16; Erosion Control Sites 9, 10, 16	Other	\$1,314,600.00	\$0.00	NA	NA	NA	34.01%	12/3/2015	Approved	Pump station sites 5, 10, 12, 16 pipe replacement to meet the Authorized Level flood event design
12*	Fence Repair Site 5	Field	\$8,700.00	\$0.00	NA	NA	NA	0.23%	3/17/2016	Approved	Fence Repair Site 5
	<b>Total of Project Change Orders</b>		<b>\$1,471,535.92</b>	<b>\$8,570.00</b>						<b>Total</b>	<b>\$ 1,480,105.92</b>
	<b>Original Contract Amount</b>	<b>Revised Contract Amount</b>									
	<b>\$3,865,405.00</b>	<b>5,345,510.92</b>									
			<b>% Change from Original Amount 38.29%</b>								

Approved

\*Board approval required



**TITLE: CONSTRUCTION CHANGE ORDER LOG**

**CLIENT:** Southwestern Illinois Flood Prevention District Council  
**PROJECT Bid Package 2C**

**PROJECT NUMBER:** SIFPDC-BP2C

Change Request Number	Description	Change Type (Field, Design, Spec, Other)	Cost to FPD	Cost to Others	As Bid Line Item #	Original Cost of Associated Line Item	% of Original Line Item	% of Original Contract	Date	Status	Comments
1	Flood Damages	Other	\$3,390.00	\$0.00	NA	NA	NA	1.20%	6/7/2016	Approved	December 2015 flood event
2	Clay Fill Material Overage	Field	\$26,670.00	\$0.00	2C.26	\$ 10,800.00	246.94%	9.47%	8/17/2016	Approved	Clay Fill Material Overage; Board approval required
3											
4											
5											
6											
7											
8											
9											
10											
	<b>Total of Project Change Orders</b>		<b>\$30,060.00</b>	<b>\$0.00</b>						<b>Total</b>	<b>\$ 30,060.00</b>
	<b>Original Contract Amount</b>										
	<b>\$281,632.00</b>	<b>Revised Contract Amount</b>	<b>311,692.00</b>								
				<b>% Change from Original Amount</b>							
				<b>10.67%</b>							
											Approved

\*Board approval required

**CONTRACT INVOICE LOG**

**Contractor:** Keller Construction, Inc.  
22 Illini Drive  
Glen Carbon, IL 62034

**Project:** SWILCD  
**Construction Package:** BP03

<b>Original Contract Amount:</b>	\$ 10,082,345.00	
<b>Change Order 1</b>	\$ 1,000.00	IDOT Permit
<b>Change Order 2</b>	\$ 16,600.00	PZ 39 Relocate
<b>Change Order 3</b>	\$ 11,361.00	Russell Commons Fence R&R
<b>Change Order 4</b>	\$ 2,245.60	Hydro Excavating
<b>Change Order 5</b>	\$ 3,071.25	Additional RW Permits
<b>Change Order 6</b>	\$ 278,694.99	RR3 for Blanket Drains
<b>Change Order 7</b>	\$ 57,436.00	Indian Creek Extra Rip Rap
<b>Change Order 8</b>	\$ (5,820.00)	Credit to Remove Vacuum Testing of Manholes
<b>Change Order 9</b>	\$ 558,086.80	Hawthorne Changes North & South including Ameren
<b>Change Order 10</b>	\$ 477,917.72	Blanket Drain 2 Revisions
<b>Change Order 11</b>	\$ (59.97)	Credit for Blanket Drain 1 Revisions
<b>Change Order 12</b>	\$ 60,362.00	Toe Wall and Handrails Wiers 2, 3, and 4
<b>Change Order 13</b>	\$ 6,825.00	Additional Pollution Coverage UPRR
<b>Change Order 14</b>	\$ 28,950.00	Pilot Hole Drilling
<b>Change Order 15</b>	\$ (9,729.58)	Hawthorne Pipe Changes
<b>Change Order 16</b>	\$ 132,710.00	Russell Commons Buried Waste Part A & B
<b>Change Order 17</b>	\$ 257,694.47	Relief Well Construction Obstructions
<b>Change Order 18</b>	\$ 17,403.75	Tree Mitigation
<b>Change Order 19</b>	\$ 15,620.78	Relief Well 1016 1064 1065 Modifications
<b>Change Order 20</b>	\$ 111,256.88	Relief Well Construction Obstructions
<b>Change Order 21</b>	\$ 108,620.79	Relief Well Construction Obstructions
<b>Change Order 22</b>	\$ 40,618.82	Russell Commons Buried Waste Part A Deduct & Part C
<b>Change Order 23</b>	\$ (35,779.00)	Credit for Delete PZs_Add Bollards
<b>Change Order 24</b>	\$ 103,824.76	Relief Well Construction Obstructions RW 1069-1073 Weir 4 Handrail; Wagon Wheel Bore Shoring, Excavation, and Removal of Abandoned Line;
<b>Change Order 25</b>	\$ 113,188.00	Hawthorne impacted material near Weir 3
<b>Change Order 26</b>	\$ (135,402.86)	Credit Farm Ditch Revision and Random Fill 1
<b>Change Order 27</b>	\$ 493,474.58	Blanket Drain 4 Revisions
<b>Change Order 28</b>	\$ 125,536.21	Relief Well Construction Obstruction RW 1069-1073
<b>Change Order 29</b>	\$ (29,887.27)	Wagon Wheel Bore
<b>Change Order 30</b>	\$ (8,793.84)	Credit Relief Well Floor Drain Elimination/Plugging
<b>Change Order 31</b>	\$ 149,482.00	Hartford Sluice Gate and Manhole Replacement
<b>Change Order 32</b>	\$ 11,268.24	Flood Prevention Efforts June 2015; Russell Commons Park Imported Fill
<b>Change Order 33</b>	\$ (11,273.20)	Blanket Drain 4 End Section Credit
<b>Change Order 34</b>	\$ (138,005.38)	Credit Relief Well Quantity Adjustments
<b>Change Order 35</b>	\$ -	Time Extension for weather/river delay & Hawthorne Manhole
<b>Change Order 36</b>	\$ 12,140.80	Additional Grading Work - Losch Farm
<b>Change Order 37</b>	\$ (7,776.02)	Credit Balancing Quantities Pilot Holes, PZ, 12in CMP
<b>Total Change Order Amount:</b>	\$2,812,863.32	
<b>Total Revised Contract Amount:</b>	<b>\$12,895,208.32</b>	

Payment Request No.	Pay Request Date	Pay Request Recommended Approval Date	Total Completed to Date (\$)	Amount Retained (10% to 50%) then (5% to 95%)	Total Earned Less Retainage (\$)	Amount Invoiced (\$)	Date Paid by FPD	Estimate to Complete Including Retainage (\$)
1	2/28/2014	4/15/2014	\$249,000.00	\$24,900.00	\$224,100.00	\$224,100.00	4/22/2014	\$9,858,245.00
2	5/31/2014	6/4/2014	\$250,000.00	\$25,000.00	\$225,000.00	\$900.00	6/19/2014	\$9,858,345.00
3	8/31/2014	9/8/2014	\$376,066.83	\$37,606.68	\$338,460.15	\$113,460.15	9/15/2014	\$9,744,884.85
4	9/30/2014	10/3/2014	\$467,927.21	\$46,792.72	\$421,134.49	\$82,674.34	10/16/2014	\$9,678,810.51
5	10/31/2014	11/11/2014	\$710,218.88	\$71,021.89	\$639,196.99	\$218,062.50	11/18/2014	\$9,477,425.86
6	11/30/2014	12/11/2014	\$1,014,409.54	\$101,440.97	\$912,968.57	\$273,771.58	12/18/2014	\$9,539,785.27
7	12/31/2014	1/15/2015	\$1,365,095.95	\$136,509.61	\$1,228,586.34	\$315,617.77	1/26/2015	\$9,224,167.50
8	1/31/2015	2/6/2015	\$1,684,373.38	\$168,437.36	\$1,515,936.02	\$287,349.68	2/18/2015	\$8,930,997.82
9	2/28/2015	3/6/2015	\$2,291,243.38	\$229,124.37	\$2,062,119.01	\$546,182.99	3/19/2015	\$8,384,814.83
10	3/31/2015	4/10/2015	\$2,960,453.69	\$296,045.42	\$2,664,408.27	\$602,289.26	4/16/2015	\$8,340,612.37
11	4/30/2015	5/10/2015	\$3,387,089.05	\$338,708.97	\$3,048,380.08	\$383,971.81	5/18/2015	\$8,494,860.31
12	5/31/2015	6/11/2015	\$4,044,518.10	\$404,451.87	\$3,640,066.23	\$591,686.15	6/16/2015	\$7,903,174.16
13	6/30/2015	7/9/2015	\$4,748,651.45	\$474,865.21	\$4,273,786.24	\$633,720.01	7/14/2015	\$7,269,454.15
14	7/31/2015	8/11/2015	\$4,975,167.70	\$497,516.83	\$4,477,650.87	\$203,864.63	8/20/2015	\$7,065,589.52
15	8/31/2015	9/11/2015	\$5,669,386.46	\$566,938.72	\$5,102,447.74	\$624,796.87	9/16/2015	\$6,476,567.65
16	9/30/2015	10/9/2015	\$6,896,917.07	\$689,691.78	\$6,207,225.29	\$1,104,777.55	10/21/2015	\$5,752,464.99
17	10/16/2015	10/28/2015	\$7,386,596.95	\$738,659.77	\$6,647,937.18	\$440,711.89	11/3/2015	\$5,456,034.51
18	10/31/2015	11/13/2015	\$8,269,013.54	\$413,450.71	\$7,855,562.83	\$1,207,625.65	11/17/2015	\$4,357,029.65
19	11/15/2015	12/4/2015	\$8,346,301.68	\$417,315.12	\$7,928,986.56	\$73,423.73	12/10/2015	\$4,324,224.74
20	11/30/2015	12/28/2015	\$8,778,734.65	\$489,987.55	\$8,288,747.10	\$359,760.54	12/31/2016	\$3,928,685.20
21	12/31/2015	1/11/2016	\$8,888,544.52	\$498,712.65	\$8,389,831.87	\$101,084.77	1/20/2016	\$3,827,600.43

Payment Request No.	Pay Request Date	Pay Request Recommended Approval Date	Total Completed to Date (\$)	Amount Retained (10% to 50%) then (5% to 95%)	Total Earned Less Retainage (\$)	Amount Invoiced (\$)	Date Paid by FPD	Estimate to Complete Including Retainage (\$)
22	1/31/2016	2/8/2016	\$9,002,576.95	\$508,695.88	\$8,493,881.07	\$104,049.20	2/17/2016	\$3,723,551.23
23	2/29/2016	3/10/2016	\$9,690,470.24	\$502,088.79	\$9,188,381.45	\$694,500.38	3/17/2016	\$3,132,875.61
24	3/31/2016	4/14/2016	\$10,753,362.39	\$554,699.89	\$10,198,662.50	\$1,010,281.05	4/20/2016	\$2,719,390.49
25	4/30/2016	5/12/2016	\$11,194,941.66	\$570,893.11	\$10,624,048.55	\$425,386.05	5/17/2016	\$2,294,004.44
26	5/31/2016	6/10/2016	\$11,448,599.71	\$591,271.28	\$10,857,328.43	\$233,279.88	6/16/2016	\$2,030,837.29
27	6/30/2016	7/7/2016	\$12,210,826.40	\$611,843.66	\$11,598,982.74	\$741,654.31	7/15/2016	\$1,280,389.14
28	7/31/2016	8/2/2016	\$12,293,289.38	\$615,296.07	\$11,677,993.31	\$79,010.57	8/15/2016	\$1,350,855.61
29	8/31/2016	9/9/2016	\$12,602,657.72	\$630,132.87	\$11,972,524.85	\$294,531.54	9/20/2016	\$918,318.69
30	9/30/2016	10/6/2016	\$12,624,277.76	\$631,213.87	\$11,993,063.89	\$20,539.04	10/11/2016	\$909,920.45
31	10/31/2016	11/9/2016	\$12,644,262.82	\$19,191.40	\$12,625,071.42	\$632,007.53	11/16/2016	\$270,136.90

**TITLE: CONSTRUCTION CHANGE ORDER LOG**

**CLIENT:** Southwestern Illinois Flood Prevention District Council  
**PROJECT:** Bid Package 03

**PROJECT NUMBER:** SIFPDC-BP03

Change Request Number	Description	Change Type (Field, Design, Spec, Other)	Cost to FPD	Cost to Others	As Bid Line Item #	Original Cost of Associated Line Item	% of Original Line Item	% of Original Contract	Date	Status	Comments
1	IDOT Permit	Other	\$1,000.00	\$0.00	3.01	\$ 498,000.00	0.20%	0.01%	5/21/2014	Approved	IDOT Required Permit
2	Piezometer 39 Relocate	Field	\$16,600.00	\$0.00	3.30	\$ 307,224.00	5.40%	0.16%	9/18/2014	Approved	Post bid design change to enable more effective operability
3	Russell Commons Fence Remove and Replace	Field	\$11,361.00	\$0.00	NA	NA	NA	0.11%	10/2/2014	Approved	Remove and replace fence installed by property owner post bid
4	Additional Hydro Excavating	Field	\$2,245.60	\$0.00	3.39	\$ 1,884,009.24	0.12%	0.02%	10/8/2014	Approved	Due to the relocation of RW's 1077 to 1080, added costs for hydro excavation
5	Permits for relief well conversions due to change with IL Public Health Dept	Other	\$3,071.25	\$0.00	3.37	\$ 82,812.00	3.71%	0.03%	10/22/2014	Approved	Permits for relief well conversions due to change with IL Public Health Dept
6*	RR3 Material for Blanket Drains-pending verifying material	Field	\$278,694.99	\$0.00	3.08-3.14	\$ 2,034,478.00	13.70%	2.76%	11/19/2014	Approved	Blanket Drains material change from CA1 to RR3 to improve effectiveness; Change requires Board approval
7*	Indian Creek Rip Rap	Field	\$57,436.00	\$0.00	3.40	\$ 193,713.36	29.65%	0.57%	11/19/2014	Approved	Due to the extreme scour of the banks and creek bed since the time of the original design, in order for the per plan design to be constructed, it is going to require a substantial amount of additional rip rap RR4 to be placed. Board approval required
8	Credit-Remove Vacuum Testing of Manholes	Other	\$ (5,820.00)	\$0.00	3.29	\$ 37,896.00	-15.36%	-0.06%	2/2/2015	Approved	PCN approved to remove the requirements for ASTM C1244 Standard Test Method for Concrete Sewer
9*	Hawthorne Changes North & South including Ameren	Other	\$558,086.80	\$0.00	3.04 3.06 3.07 3.02	\$ 1,884,009.24	29.62%	5.54%	2/18/2015	Approved	Change Description submitted in change order memo for Board approval 2/18/15
10*	Blanket Drain 2 Revisions & RW 1077 to 1080 Changes	Other	\$477,917.72	\$0.00	3.09 3.16 3.23 3.25			4.74%	2/18/2015	Approved	Change Description submitted in change order memo for Board approval 2/18/15; change order pending credit before processing
11	Blanket Drain 1 Revisions	Other	\$ (59,97)	\$0.00	3.08	\$ 15,160.00	-0.40%	0.00%	2/26/2015	Approved	Revised limits of Blanket Drain 1 and change surface aggregate material
12*	Toe Wall and Handrails Wiers 2, 3, and 4	Field	\$ 60,362.00	\$0.00	3.48 3.49 3.50	\$ 381,000.00	15.84%	0.60%	4/15/2015	Approved	Toe wall for additional structural support due to the field conditions and soil types the weirs are being installed in. The toe walls were added to mitigate this potential failure. Handrails were added to the weirs as a result of OSHA regulations and for added maintenance personnel safety during inspections and flood events.
13*	Additional Pollution Coverage UPRR	Other	\$ 6,825.00	\$0.00	3.01	\$ 498,000.00	1.37%	0.07%	8/19/2015	Approved	Additional Pollution Coverage required by Union Pacific Railroad
14*	Pilot Hole Drilling	Other	\$ 28,950.00	\$0.00	3.32	\$ 147,604.20	19.61%	0.29%	8/19/2015	Approved	Actual field conditions may vary and it is recommended by the project geotechnical lead to add to this number for potential field variations. Therefore the anticipated pilot hole increase is for an additional 300 feet. Board approval required
15*	Hawthorne Pipe Changes	Field	\$ (9,729.58)	\$0.00	3.18 3.20 3.23 3.25	\$ 414,895.57	-2.35%	-0.10%	9/16/2015	Approved	Hawthorne Pipe Changes; Board approval required
16*	Russell Commons Buried Waste Part A & B	Field	\$ 132,710.00	\$0.00	NA	NA	NA	1.32%	9/16/2015	Approved	Russell Commons Buried Waste backfill, testing, material handling; Board approval required
17*	Relief Well Construction	Other	\$257,694.47	\$0.00	3.38 3.39	\$ 3,507,071.90	7.35%	2.56%	10/9/2015	Approved	RW Construction Obstruction due to Cobble Layer; Board approval required; 3/18/15 Board approved budget
18*	Tree Mitigation	Other	\$17,403.75	\$0.00	NA	NA	NA	0.17%	10/22/2015	Approved	Tree Replacement Plan for Trees Removed Within the IDOT ROW
19*	Relief Well 1016, 1064, 1065 Modifications	Field	\$15,620.78	\$0.00	3.38 3.39	\$ 3,507,071.90	0.45%	0.15%	10/22/2015	Approved	Relief Well 1016, 1064, 1065 Modifications
20*	Relief Well Construction	Other	\$111,256.88	\$0.00	3.38 3.39	\$ 3,507,071.90	3.17%	1.10%	10/27/2015	Approved	RW Construction Obstruction due to Cobble Layer; Board approval required; 3/18/15 Board approved budget
21*	Relief Well Construction	Other	\$108,620.79	\$0.00	3.38 3.39	\$ 3,507,073.90	3.10%	1.08%	11/13/2015	Approved	RW Construction Obstruction due to Cobble Layer; Board approval required; 3/18/15 Board approved budget

**TITLE: CONSTRUCTION CHANGE ORDER LOG**

**CLIENT:** Southwestern Illinois Flood Prevention District Council  
**PROJECT:** Bid Package 03

**PROJECT NUMBER:** SIFPDC-BP03

Change Request Number	Description	Change Type (Field, Design, Spec, Other)	Cost to FPD	Cost to Others	As Bid Line Item #	Original Cost of Associated Line Item	% of Original Line Item	% of Original Contract	Date	Status	Comments
22*	Russell Commons Buried Waste Part A Deduct & Part C	Field	\$40,618.82	\$0.00	NA	NA	NA	0.40%	11/19/2015	Approved	Russell Commons Buried Waste removal (part of ROM estimate given at the 9/16/15 Board meeting)
23	Delete Duplicate PZ's Per PCN-044 (Credit)	Field	\$ (35,779.00)	\$0.00	3.30 3.31	\$ 506,016.00	-7.07%	-0.35%	12/16/2015	Approved	Credit for deletion of duplicate piezometers
24	Relief Well Construction Obstruction RW 1069-1073	Other	\$ 103,824.76	\$0.00	3.38 3.39	\$ 3,507,073.90	2.96%	1.03%	3/4/2016	Approved	RW Construction Obstruction due to Cobble Layer; Board approval required; 1/20/16 Board approved budget
25*	Weir 4 Handrail; Wagon Wheel Bore Shoring, Excavation, and Removal of Abandoned Line; Hawthorne impacted material near Weir 3	Field	\$ 113,188.00	\$0.00	NA	NA	NA	1.12%	3/16/2016	Approved	Weir 4 Handrail; Wagon Wheel Bore Shoring, Excavation, and Removal of Abandoned Line; Hawthorne impacted material near Weir 3; Contract Time Extended to 9/30/16
26*	Farm Ditch Revision and Random Fill 1	Field	\$ (135,402.86)	\$0.00	3.33	\$ 433,434.89	-31.24%	-1.34%	3/16/2016	Approved	Farm Ditch Revision and Random Fill 1
27*	Blanket Drain 4 revisions	Other	\$ 493,474.58	\$0.00	3.44	\$ 350,747.77	140.69%	4.89%	3/16/2016	Approved	Blanket Drain 4 revisions
28	Relief Well Construction Obstruction RW 1069-1073	Field	\$ 125,536.21	\$0.00	3.38 3.39	\$ 3,507,073.90	3.58%	1.25%	3/31/2016	Approved	RW Construction Obstruction due to Cobble Layer; Board approval required; 1/20/16 Board approved budget
29	Wagon Wheel Road Tunnel	Field	\$ (29,887.27)	\$0.00	3.16 3.24 3.25 3.28	\$ 107,253.77	-27.87%	-0.30%	4/1/2016	Approved	Credit for Wagon Wheel Road Tunnel revisions
30	Credit Relief Well Floor Drain Elimination/Plugging	Field	\$ (8,793.84)	\$0.00	3.38 3.39	\$ 3,507,073.90	-0.25%	-0.09%	6/15/2016	Approved	Credit for deletion of relief well floor drains
31*	Hartford Sluice Gate and Manhole Replacement	Other	\$ 149,482.00	\$0.00	NA	NA	NA	1.48%	7/20/2016	Approved	Hartford Sluice Gate and Manhole Replacement; Board approval required
32*	Flood Prevention Efforts June 2015; Russell Commons Park Imported Fill	Field	\$ 11,268.24	\$0.00	NA	NA	NA	0.11%	7/20/2016	Approved	Flood Prevention Efforts June 2015; Russell Commons Park Imported Fill; Board approval required
33*	Blanket Drain 4 End Section Credit	Field	\$ (11,273.20)	\$0.00	3.11	\$ 94,800.00	-11.89%	-0.11%	7/20/2016	Approved	Blanket Drain 4 End Section Credit
34*	Credit Relief Well Quantity Adjustments	Field	\$ (138,005.38)	\$0.00	3.38 3.39	\$ 3,507,073.90	-3.94%	-1.37%	8/17/2016	Approved	Credit Relief Well Quantity Adjustments
35	Time Extension for weather/river delay & Hawthorne Manhole	Other	\$ -	-\$0.00	NA	NA	NA	0.00%	9/9/2016	Approved	Time Extension to 12/31/16 for weather/river delay & Hawthorne Manhole time extension to 2/28/17
36*	Additional Grading Work - Losch Farm	Field	\$ 12,140.80	\$0.00	NA	NA	NA	0.12%	9/21/2016	Approved	Additional Grading Work - Losch Farm
37	Credit Balancing Quantities Pilot Holes, PZ, 12in CMP	Other	\$ (7,776.02)	\$0.00	NA	NA	NA	-0.08%	10/26/2016	Approved	Credit Balancing Quantities Pilot Holes, PZ, 12in CMP
<b>Total</b>											<b>\$ 2,812,863.32</b>

**Original Contract Amount** \$10,082,345.00  
**Revised Contract Amount** 12,895,208.32  
**% Change from Original Amount** 27.90%

\*Board approval required

## CONTRACT INVOICE LOG

**Contractor:** Haier Plumbing  
301 North Elkton Street, P. O. Box 400  
Okawville, IL 62271

**Project:** SWILCD  
**Construction Package:** BP04

<b>Original Contract Amount:</b>	\$3,190,232.45	
<b>Change Order #1:</b>	\$8,196.30	Flyght Pump & Locking Sewer Lids per MESD
<b>Change Order #2:</b>	\$949.90	Fence Polycarbonate
<b>Change Order #3:</b>	\$10,488.00	Fence Grounding per Ameren
<b>Change Order #4:</b>	\$1,533.00	2 Additional Posts in Concrete per Phillips 66 Request
<b>Change Order #5:</b>	\$2,127.35	Time and material for new fence grounding
<b>Change Order #6:</b>	\$2,402.40	Per MESD Request
<b>Change Order #7:</b>	\$0.00	Contract Time Extension
<b>Change Order #8:</b>	\$1,656.00	2" Well Point SS Pipe
<b>Change Order #9:</b>	\$54,680.20	Site 9 Electrical Changes
<b>Change Order #10:</b>	\$35,602.21	Work Stoppage due to Soil Testing
<b>Change Order #11:</b>	\$80,046.18	Relief Well Construction Obstruction due to Cobble
<b>Change Order #12:</b>	\$0.00	Contract Time Extension to June 30, 2015
<b>Change Order #13:</b>	\$8,981.67	Relief Well 141XB Re-Design
<b>Change Order #14:</b>	\$948.75	Offset Oufall Line of RW 153X
<b>Change Order #15:</b>	\$79,051.00	Clay Cap Benching and Key Volume (3,437 CY)
<b>Change Order #17:</b>	\$2,882,782.25	Pipe Material Change
<b>Change Order #18:</b>	\$13,660.00	Flood Event Emergency Pumping at Site 9
<b>Change Order #19:</b>	-\$29,295.61	Relief Well Quantity Rectification Credit
<b>Change Order #20:</b>	\$23,943.00	CA06 Rock Placement; Clay Cap Blanket and Loss Time
<b>Change Order #21:</b>	\$108,620.00	Clay Cap Bridge; Contract Time Extension to 3/31/17
<b>Total Change Order Amount:</b>	\$3,286,372.60	
<b>Total Revised Contract Amount:</b>	<b>\$6,476,605.05</b>	

Payment Request No.	Pay Request Date	Pay Request Recommended Approval Date	Total Completed to Date (\$)	Amount Retained (10% to 50%) then (5% to 95%)	Total Earned Less Retained (\$)	Amount Invoiced (\$)	Date Paid by FPD	Estimate to Complete Including Retainage (\$)
1	4/11/2014	4/15/2014	\$259,243.33	\$25,924.33	\$233,319.00	\$233,319.00	<a href="#">4/22/2014</a>	\$2,965,109.75
2	6/11/2014	6/12/2014	\$269,731.33	\$26,973.13	\$242,758.20	\$9,439.20	<a href="#">6/19/2014</a>	\$2,967,108.45
3	8/5/2014	8/11/2014	\$325,641.68	\$32,564.17	\$293,077.51	\$50,319.32	<a href="#">8/14/2014</a>	\$2,920,449.49
4	10/1/2014	10/9/2014	\$970,413.05	\$97,041.31	\$873,371.75	\$580,294.24	<a href="#">10/13/2014</a>	\$2,344,213.65
5	11/10/2014	11/11/2014	\$1,576,916.93	\$157,691.69	\$1,419,225.24	\$545,853.49	<a href="#">11/14/2014</a>	\$1,798,360.16
6	12/9/2014	12/11/2014	\$1,805,617.83	\$180,561.78	\$1,625,056.05	\$205,830.81	<a href="#">12/18/2014</a>	\$1,647,209.55
7	1/7/2015	1/13/2015	\$1,981,951.82	\$198,195.18	\$1,783,756.65	\$158,700.59	<a href="#">1/26/2015</a>	\$1,488,508.95
8	1/31/2015	2/6/2015	\$2,353,390.85	\$235,339.09	\$2,118,051.77	\$334,295.13	<a href="#">2/13/2015</a>	\$1,269,862.22
9	2/27/2015	3/9/2015	\$2,402,889.49	\$240,288.95	\$2,162,600.54	\$44,548.77	<a href="#">3/19/2015</a>	\$1,225,313.45
10	3/31/2015	4/10/2015	\$2,512,569.69	\$251,256.97	\$2,261,312.72	\$98,712.18	<a href="#">4/16/2015</a>	\$1,136,531.69
11	4/30/2015	5/12/2015	\$2,599,540.09	\$259,954.01	\$2,339,586.08	\$78,273.36	<a href="#">5/18/2015</a>	\$1,058,258.33
12	6/30/2015	7/7/2015	\$2,608,521.08	\$260,852.12	\$2,347,668.96	\$8,082.50	<a href="#">7/9/2015</a>	\$1,050,175.45
13	9/10/2015	9/14/2015	\$2,815,521.76	\$281,552.18	\$2,533,969.58	\$186,300.00	<a href="#">9/14/2015</a>	\$942,925.83
14	2/5/2016	2/11/2016	\$2,928,221.76	\$292,822.18	\$2,635,399.58	\$101,430.00	<a href="#">2/17/2016</a>	\$3,737,938.08
15	4/30/2016	5/12/2016	\$3,111,701.76	\$301,996.18	\$2,809,705.58	\$174,306.00	<a href="#">5/16/2016</a>	\$3,563,632.08
16	8/2/2016	8/9/2016	\$3,135,644.76	\$160,867.24	\$2,974,777.52	\$165,071.94	<a href="#">8/10/2016</a>	\$3,393,207.53
17	11/4/2016	11/8/2016	\$3,397,154.76	\$174,192.74	\$3,222,962.02	\$248,184.50	<a href="#">11/16/2016</a>	\$3,253,643.03
18	12/2/2016	12/7/2016	\$3,427,154.76	\$177,192.74	\$3,249,962.02	\$27,000.00		\$3,226,643.03



**TITLE: CONSTRUCTION CHANGE ORDER LOG**

**CLIENT:** Southwestern Illinois Flood Prevention District Council  
**PROJECT:** Bid Package 04

**PROJECT NUMBER:** SIFPDC-BP04

Change Request Number	Description	Change Type (Field, Design, Spec, Other)	Cost to FPD	Cost to Others	As Bid Line Item #	Original Cost of Associated Line Item	% of Original Line Item	% of Original Contract	Date	Status	Comments
1	Flight Pump and Locking Sewer Lids	Other	\$0.00	\$8,196.30	4.27	\$ 222,500.00	3.68%	0.26%	3/11/2014	Approved	To be paid by MESD Levee District
2	PVC Fence Panel Fillers	Field	\$949.90	\$0.00	4.22	\$ 140,360.00	0.68%	0.03%	4/4/2014	Approved	To accommodate field condition
3	Furnish and Install Fence Grounding	Field	\$10,488.00	\$0.00	4.22	\$ 140,360.00	7.47%	0.33%	4/17/2014	Approved	Ameren required fence to be grounded; grounding to be every 200ft with 20ft ground rod
4	2 Additional Posts in Concrete per Phillips 66 Request	Field	\$1,533.00	\$0.00	4.22	\$ 140,360.00	1.09%	0.05%	6/17/2014	Approved	2 Additional posts per P66 request
5	Time and material for new fence grounding	Field	\$2,127.35	\$0.00	4.22	\$ 140,360.00	1.52%	0.07%	7/17/2014	Approved	Change order for additional grounding needed as requested by Phillips 66; Time and material
6	Razor Wire on Fence	Other	\$0.00	\$2,402.40	NA	NA	NA	0.08%	8/20/2014	Approved	Razor wire on fence at pump station per MESD Levee District request; to be paid by MESD Levee District
7	Time Extension Request for Fence Delay and High River	Other	\$0.00	\$0.00	NA	NA	NA	0.00%	8/27/2014	Approved	Contract time extension of 43 working days due to security fence approval delay and high river level days that impeded construction
8	Well Point Stainless Steel Pipe diameter change 1-1/4" to 2"	Field	\$1,656.00	\$0.00	4.16	\$ 878,900.00	0.19%	0.05%	9/15/2014	Approved	Well point stainless steel pipe diameter change from 1-1/4" to 2" to improve operability/constructability.
9*	Site 9 Electrical Changes	Other	\$54,680.20	\$0.00	4.28	\$ 222,500.00	24.58%	1.71%	11/19/2014	Approved	Ameren requires upgrades to the existing pump station at Site 9. Board approval required
10	Work stoppage for impacted soil	Other	\$35,602.21	\$0.00	NA	NA	NA	1.12%	1/8/2015	Approved	Work stopped to perform testing due to encountering hydrocarbon odor
11	RW Construction Obstruction	Field	\$80,046.18	\$0.00	4.16	\$ 878,900.00	9.11%	2.51%	1/15/2015	Approved	RW Construction Obstruction due to Cobble Layer during drilling
12	Contract Time Extension	Other	\$0.00	\$0.00	NA	NA	NA	0.00%	2/10/2015	Approved	Contract time extension to June 30, 2015
13	RW 141XB Re-design	Field	\$8,981.67	\$0.00	4.16	\$ 878,900.00	1.02%	0.28%	2/17/2015	Approved	60-slot RW re-design to 40-slot
14	Off-setting Outfall Line of RW 153X	Field	\$948.75	\$0.00	4.16	\$ 878,900.00	0.11%	0.03%	3/6/2015	Approved	Off-setting Outfall Line of RW 153X
15	Clay Cap Benching and Key Volume (3,437 CY)	Other	\$79,051.00	\$0.00	NA	NA	NA	2.48%	8/24/2015	Approved	Clay Cap Benching and Key Volume (3,437 CY) The Clay quantity for the benching was not included in the original BP04 bid tab
17*	Pipe Material Change	Other	\$2,882,782.25	\$0.00	NA	NA	NA	90.36%	12/3/2015	Approved	Pipe material change to meet the Authorized Level flood event design
18*	Flood Event Emergency Pumping at Site 9	Other	\$13,660.00	\$0.00	NA	NA	NA	0.43%	1/20/2016	Approved	Flood Event Emergency Pumping at Site 9

Change Request Number	Description	Change Type (Field, Design, Spec, Other)	Cost to FPD	Cost to Others	As Bid Line Item #	Original Cost of Associated Line Item	% of Original Line Item	% of Original Contract	Date	Status	Comments
19*	Relief Well Quantity Rectification Credit	Other	-\$29,295.61	\$0.00	4.16	\$ 878,900.00	-3.33%	-0.92%	5/18/2016	Approved	Relief Well Quantity Rectification Credit
20*	CA06 Rock Placement; Clay Cap Blanket and Loss Time	Field	\$23,943.00	\$0.00	NA	NA	NA	0.75%	5/18/2016	Approved	CA06 Rock Placement (\$9,553); Clay Cap Blanket and Loss Time (\$14,390)
21*	Clay Cap Bridge	Field	\$108,620.00	\$0.00	NA	NA	NA	3.40%	8/17/2016	Approved	Clay Cap Bridge
<b>Total of Project Change Orders \$3,275,773.90 \$10,598.70</b>											<b>\$ 3,286,372.60</b>

Original Contract Amount Revised Contract Amount % Change from Original Amount

\$3,190,232.45 6,476,605.05 103.01%

\*Board approval required

**CONTRACT INVOICE LOG**

**Contractor:** Keller Construction, Inc.  
22 Illini Drive  
Glen Carbon, IL 62034

**Project:** SWILCD  
**Construction Package:** BP05

<b>Original Contract Amount:</b>	\$ 8,256,481.84	
<b>Change Order #1:</b>	\$ 19,698.78	Locking Sewer Lids per MESD
<b>Change Order #2:</b>	\$ 2,815.00	Gravity Drain Cleanout
<b>Change Order #3:</b>	\$ 1,224.14	Rip Rap Survey
<b>Change Order #4:</b>	\$ 683.99	Manhole Extension
<b>Change Order #5:</b>	\$ 1,863.75	Additional Permits
<b>Change Order #6:</b>	\$ 103,690.00	5 RW Rehabs
<b>Change Order #7:</b>	\$ 31,680.00	PZ Seal Modification
<b>Change Order #8:</b>	\$ 45,199.00	Install 10" Relief Wells instead of 8"
<b>Change Order #9:</b>	\$ 107,201.00	Relief Well Construction Obstruction
<b>Change Order #10:</b>	\$ (5,095.00)	Credit to Remove Vacuum Testing of Manholes
<b>Change Order #11:</b>	\$ -	Contract Time Extension to September 30, 2015
<b>Change Order #12:</b>	\$ (31,680.00)	Delete - PZ Seal Modifications
<b>Change Order #13:</b>	\$ 9,056.25	Remaining Relief Well Permits
<b>Change Order #14:</b>	\$ 110,334.93	60 Slot Relief Well Redesign
<b>Change Order #15:</b>	\$ 83,011.64	Relief Well Construction Obstruction
<b>Change Order #16:</b>	\$ 3,622.38	PZ 875L Alignment Test and Repair
<b>Change Order #17:</b>	\$ 90,000.00	HDPE to RCP Pipe Change-Early Draw for Materials
<b>Change Order #18:</b>	\$ 5,158,639.93	Pipe Material Change to RCP (less CO17)
<b>Change Order #19:</b>	\$ 310,153.93	Flood Event Emergency Pumping at Pump Stations Site 5 & 10
<b>Change Order #20:</b>	\$ 23,178.10	RW Rehab Clean & Test; PZ 875 L
<b>Change Order #21:</b>	\$ (17,715.53)	Credit MOPAC Gates
<b>Change Order #22:</b>	\$ 3,850.10	RW Floor Drain Plugging & Deletion
<b>Change Order #23:</b>	\$ (207,274.33)	Credit Relief Well Quantity Adjustments
<b>Change Order #24:</b>	\$ (714.50)	Credit Delete Casing Pipe Supports
<b>Total Change Order Amount:</b>	\$5,843,423.56	
<b>Total Revised Contract Amount:</b>	<b>\$14,099,905.40</b>	

Payment Request No.	Pay Request Date	Pay Request Recommended Approval Date	Total Completed to Date (\$)	Amount Retained (10% to 50%) then (5% to 95%)	Total Earned Less Retained (\$)	Amount Invoiced (\$)	Date Paid by FPD	Estimate to Complete Included Retainage (\$)
1	2/28/2014	3/7/2014	\$266,054.00	\$26,605.40	\$239,448.60	\$239,448.60	3/25/2014	\$8,017,033.24
2	3/31/2014	4/16/2014	\$883,107.43	\$88,310.74	\$794,796.69	\$555,348.09	4/22/2014	\$7,461,685.15
3	4/30/2014	4/16/2014	\$1,462,259.11	\$146,225.91	\$1,316,033.20	\$521,236.51	5/22/2014	\$6,960,147.42
4	5/31/2014	6/10/2014	\$1,627,018.16	\$162,701.82	\$1,464,316.34	\$148,283.15	6/19/2014	\$6,814,679.28
5	6/30/2014	7/14/2014	\$1,750,946.56	\$175,094.66	\$1,575,851.90	\$111,535.56	7/17/2014	\$6,704,367.86
6	8/31/2014	9/9/2014	\$2,052,379.42	\$205,237.94	\$1,847,141.48	\$271,289.57	9/15/2014	\$6,433,762.27
7	9/30/2014	10/9/2014	\$2,442,332.85	\$244,233.29	\$2,198,099.57	\$350,958.09	10/16/2014	\$6,084,667.94
8	10/31/2014	11/13/2014	\$3,002,182.98	\$300,218.31	\$2,701,964.67	\$503,865.11	11/18/2014	\$5,684,492.83
9	11/30/2014	12/12/2014	\$3,506,445.51	\$350,644.57	\$3,155,800.94	\$453,836.27	12/18/2014	\$5,262,336.56
10	12/31/2014	1/15/2015	\$3,740,982.49	\$374,098.27	\$3,366,884.22	\$211,083.28	1/26/2015	\$5,051,253.28
11	1/31/2015	2/6/2015	\$4,088,696.15	\$408,869.64	\$3,679,826.51	\$312,942.29	2/18/2015	\$4,885,615.99
12	2/28/2015	3/9/2015	\$4,251,060.82	\$425,106.10	\$3,825,954.72	\$146,128.21	3/19/2015	\$4,739,487.78
13	3/31/2015	4/10/2015	\$5,082,851.69	\$508,285.19	\$4,574,566.50	\$748,611.78	4/16/2015	\$3,990,876.00
14	4/30/2015	5/12/2015	\$5,497,369.50	\$274,868.49	\$5,222,501.01	\$647,934.51	5/18/2015	\$3,513,664.31
15	5/31/2015	6/10/2015	\$6,007,102.52	\$300,355.14	\$5,706,747.38	\$484,246.37	6/16/2015	\$3,029,417.94
16	6/30/2015	7/7/2015	\$6,065,079.91	\$303,254.01	\$5,761,825.90	\$55,078.52	7/14/2015	\$2,974,339.42
17	7/31/2015	8/3/2015	\$6,123,848.73	\$306,192.45	\$5,817,656.28	\$55,830.38	8/20/2015	\$2,918,509.04
18	8/31/2015	9/11/2015	\$6,134,110.93	\$306,706.56	\$5,827,404.37	\$9,749.09	9/16/2015	\$2,912,383.33
19	9/30/2015	10/8/2015	\$6,162,786.16	\$308,139.32	\$5,854,646.84	\$27,241.47	10/21/2015	\$2,885,140.86
20	10/31/2015	11/13/2015	\$6,186,400.94	\$309,320.06	\$5,877,080.88	\$22,434.04	11/17/2015	\$2,952,706.82
21	11/30/2016	1/8/2016	\$6,186,400.94	\$311,981.05	\$5,874,419.89	(\$2,660.99)	Adjust for Retention-Apply to Req 22	
22	12/1/2015	1/8/2016	\$6,212,507.17	\$314,408.19	\$5,898,098.98	\$21,018.10	1/20/2016	\$8,090,328.65
23	1/30/2016	2/5/2016	\$6,588,304.41	\$332,344.71	\$6,255,959.70	\$357,860.72	2/17/2016	\$8,042,621.86
24	2/29/2016	3/8/2016	\$6,598,658.81	\$333,380.15	\$6,265,278.66	\$9,318.96	3/17/2016	\$8,033,302.90
25	3/31/2016	4/4/2016	\$6,697,823.07	\$338,187.33	\$6,359,635.74	\$94,357.08	4/20/2016	\$7,962,123.92
26	4/30/2016	5/11/2016	\$6,744,735.45	\$342,695.08	\$6,402,040.37	\$42,404.63	5/17/2016	\$7,902,003.76
27	5/31/2016	6/10/2016	\$6,749,705.45	\$342,943.58	\$6,406,761.87	\$4,721.50	6/16/2016	\$7,897,282.26
28	7/31/2016	8/2/2016	\$6,762,439.93	\$343,580.30	\$6,418,859.63	\$12,097.76	8/15/2016	\$7,889,034.60
29	8/31/2016	9/9/2016	\$6,805,013.50	\$342,120.96	\$6,462,892.54	\$44,032.91	9/20/2016	\$7,637,727.36
30	9/30/2016	10/6/2016	\$6,918,376.86	\$347,789.14	\$6,570,587.72	\$107,695.18	10/11/2016	\$7,530,032.18
31	10/31/2016	11/9/2016	\$7,426,077.72	\$398,134.94	\$7,027,942.78	\$457,355.06	11/16/2016	\$7,071,962.62
32	11/30/2016	12/5/2016	\$8,356,329.18	\$490,688.02	\$7,865,641.16	\$837,698.38		\$6,234,264.24

**TITLE: CONSTRUCTION CHANGE ORDER LOG**

**CLIENT:** Southwestern Illinois Flood Prevention District Council  
**PROJECT:** Bid Package 05

**PROJECT NUMBER:** SIFPDC-BP05

Change Request Number	Description	Change Type (Field, Design, Spec, Other)	Cost to FPD	Cost to Others	As Bid Line Item #	Original Cost of Associated Line Item	% of Original Line Item	% of Original Contract	Date	Status	Comments
1*	Locking Sewer Lids	Other	\$0.00	\$19,698.78	5.18-5.22	\$ 113,685.00	17.33%	0.24%	3/18/2014	Approved	To be paid by MESD Levee District
2	Gravity Drain Cleaning	Field	\$2,815.00	\$0.00	5.29	\$ 67,225.00	4.19%	0.03%	4/16/2014	Approved	Anticipated \$2,815.00 change to accommodate field condition and constructability
3	Rip Rap Survey	Field	\$1,224.14	\$0.00	NA	NA	NA	0.01%	6/18/2014	Approved	Operator and equipment cost for assistance with survey done on rip rap discovered on railroad embankment
4	Manhole JN1601 Extension	Field	\$683.99	\$0.00	5.21	\$ 9,325.00	7.34%	0.01%	7/18/2014	Approved	4ft extension due to BP05 and BP2B grade conflict
5	Permits for relief well conversions due to change with IL Public Health Dept	Other	\$1,863.75	\$0.00	5.26	\$ 211,728.64	0.88%	0.02%	10/30/2014	Approved	Permits for relief well conversions due to change with IL Public Health Dept; Owner will be responsible for all permits and fees
6	Relief Wells Rehabs	Other	\$103,690.00	\$0.00	NA	NA	NA	1.26%	10/30/2014	Approved	Relief well rehabilitations in the plans but were omitted from the bid tab
7*	PZ Seal Modifications	Design	\$31,680.00	\$0.00	5.22	\$ 171,680.00	18.45%	0.38%	11/19/2014	Approved	The new detail extends the concrete seal 4' below ground surface which should provide more stability for the above-grade part of the piezometer.
8	Installation and testing of 10" Relief Wells instead of 8" Wells	Design	\$45,199.00	\$0.00	5.28	\$ 2,156,379.63	2.10%	0.55%	2/2/2015	Approved	Based on site-specific designs performed after pilot hole drilling, ten wells were final-designed with 10" diameter screens and risers to optimize well length and/or meet the USACE entrance velocity standard.
9*	RW Construction Obstruction	Field	\$107,201.00	\$0.00	5.27 5.28	\$ 3,204,234.48	3.35%	1.30%	1/15/2015	Approved	RW Construction Obstruction due to Cobble Layer during drilling; submitted January 21, 2015 for Board approval
10	Credit-Remove Vacuum Testing of Manholes	Other	\$ (5,095.00)	\$0.00	5.18-5.21	\$ 113,685.00	-4.48%	-0.06%	2/2/2015	Approved	PCN approved to remove the requirements for ASTM C1244 Standard Test Method for Concrete Sewer
11	Contract Time Extension	Other	\$0.00	\$0.00	NA	NA	NA	0.00%	2/10/2015	Approved	Contract Time Extension to September 30, 2015
12	Delete - PZ Seal Modifications	Other	\$ (31,680.00)	\$0.00	5.22	\$ 171,680.00	-18.45%	-0.38%	4/16/2015	Approved	Delete piezometer seal modifications
13	Remaining Relief Well Permits	Other	\$9,056.25	\$0.00	NA	NA	NA	0.11%	4/16/2015	Approved	Per spec sec 00 800 par 6.4-Owner will be responsible for all permits and fees
14	60 Slot Relief Well Redesign	Field	\$110,334.93	\$0.00	5.27 5.28	\$ 3,204,234.48	3.44%	1.34%	4/16/2015	Approved	60 Slot Relief Well Redesign

**TITLE: CONSTRUCTION CHANGE ORDER LOG**

**CLIENT:** Southwestern Illinois Flood Prevention District Council  
**PROJECT Bid Package 05**

**PROJECT NUMBER:** SIFPDC-BP05

Change Request Number	Description	Change Type (Field, Design, Spec, Other)	Cost to FPD	Cost to Others	As Bid Line Item #	Original Cost of Associated Line Item	% of Original Line Item	% of Original Contract	Date	Status	Comments
15	RW Construction Obstruction	Field	\$83,011.64	\$0.00	5.27 5.28	\$ 3,204,234.48	2.59%	1.01%	5/15/2015	Within approved budget	RW Construction Obstruction due to Cobble Layer during drilling; submitted January 21, 2015 for Board approval
16	PZ 875L Alignment Test and Repair	Field	\$3,622.38	\$0.00	NA	NA	NA	0.04%	7/7/2015	Approved	Alignment test and repairs
17	HDPE to RCP Pipe Change-Early Draw	Other	\$90,000.00	\$0.00	NA	NA	NA	1.09%	10/16/2015	Approved	HDPE to RCP Pipe Change; Early draw to order materials
18*	Pipe Material Change	Other	\$5,158,639.93	\$0.00	NA	NA	NA	62.48%	12/16/2015	Approved	HDPE to RCP Pipe Change
19*	Flood Event Emergency Pumping at Pump Stations Site 5 & 10	Other	\$310,153.93	\$0.00	NA	NA	NA	3.76%	1/20/2016	Approved	Flood Event Emergency Pumping at Pump Stations Site 5 & 10
20*	RW Rehab Clean & Test; PZ 875 L	Other	\$23,178.10	\$0.00	5.22 5.23 NA	\$ 181,620.00	0.28%	0.16%	3/18/2016	Approved	RW Rehab Clean & Test; PZ 875 L
21	Credit change Mopac Sluice Gate	Other	-\$17,715.53	\$0.00	5.30 5.32	\$ 157,587.00	-11.24%	-0.21%	3/31/2016	Approved	Credit change Mopac Sluice Gate
22*	RW Floor Drain Plugging & Deletion	Field	\$3,850.10	\$0.00	NA	NA	NA	0.05%	7/20/2016	Approved	RW Floor Drain Plugging & Deletion
23*	Credit Relief Well Quantity Adjustments	Field	-\$207,274.33	\$0.00	5.27 5.28	\$ 3,204,234.48	-6.47%	-2.51%	8/17/2016	Approved	Credit Relief Well Quantity Adjustments
24	Credit Delete Casing Pipe Supports	Other	-\$714.50	\$0.00	5.27 5.28	\$ 3,204,234.48	-0.02%	-0.01%	11/1/2016		Credit Delete Casing Pipe Supports
<b>Total of Project Change Orders</b>			<b>\$5,823,724.78</b>	<b>\$19,698.78</b>							<b>\$5,843,423.56</b>
<b>Original Contract Amount</b>			<b>\$8,256,481.84</b>	<b>14,099,905.40</b>							
<b>Revised Contract Amount</b>											
				<b>% Change from Original Amount</b>							
											<b>70.77%</b>

\*Board approval required

**CONTRACT INVOICE LOG**

**Contractor:** The Lane Construction Corporation  
90 Fieldstone Ct.  
Cheshire, CT 06410-1212

**Project:** SWILCD 56317001.008.0017  
**Construction Package:** BP06  
**Original Contract Amount:** \$12,857,127.75

<b>Change Order #1:</b>	\$0.00	Spiral Wound Slip Lining
<b>Change Order #2:</b>	\$1,870.00	Bronze Survey Markers
<b>Change Order #3:</b>	\$132,809.60	Red Flint Filter Pack Material
<b>Change Order #4:</b>	\$12,040.40	Air Testing of HDPE Storm Sewer Pipe 12" 18" and 24"
<b>Change Order #5:</b>	\$29,566.29	SaniTite pipe upgrade and air testing on 30"-42" pipe
<b>Change Order #6:</b>	\$26,950.00	Vacuum testing manholes
<b>Change Order #7:</b>	\$205,863.75	Additional Pilot Hole Drilling & Additional Pilot Hole Sampling
<b>Change Order #8:</b>	\$4,210.00	Raise to Grade Piezometer
<b>Change Order #9:</b>	\$9,504.00	Modify Piezometer
<b>Change Order #10:</b>	\$18,339.63	12" Surface Aggregate
<b>Change Order #11:</b>	\$1,282,932.15	Relief Well Quantity Changes
<b>Change Order #12:</b>	\$37,935.66	Various Changes for Board Approval
<b>Change Order #13:</b>	\$43,664.49	Various Changes for Board Approval
<b>Change Order #14:</b>	\$177,854.69	Relief Well Construction Obstruction
<b>Change Order #15:</b>	\$0.00	Contract Time Extension to September 30, 2015
<b>Change Order #16:</b>	\$10,004.04	Concrete Headwall and Flap Gate at RW-200X; HDPE pipe 12 inch added to P-200X; HDPE pipe 12 inch added to 70-C; Manhole – 48 inch deleted JN-70 C; HDPE pipe 12 inch
<b>Change Order #17:</b>	(\$10,106.25)	Credit-Remove Vacuum Testing of Manholes
<b>Change Order #18:</b>	\$63,230.97	60 Slot Relief Well Redesign
<b>Change Order #19:</b>	\$20,923.32	Relief Well Construction Obstruction
<b>Change Order #20:</b>	\$17,910.08	Abandon Existing PZ P37 12" Agg Surface Abandon Existing PZ 239L and install new PZ
<b>Change Order #21:</b>	\$4,562.64	Relief Well Construction Obstruction
<b>Change Order #22:</b>	\$83,071.89	RCP at Pulcher's Driveway and Increase in Relief Well Quantities
<b>Change Order #23:</b>	\$38,213.76	Emergency T&M Work - Flood Event June 2015; Modifications to PDP/FL Piezometers 204L, 537L, and 679L
<b>Change Order #24:</b>	\$14,496.25	Collection Pipe P 145X
<b>Change Order #25:</b>	\$0.00	Contract Time Extension to December 31, 2015
<b>Change Order #26:</b>	\$3,770.53	Right of Way Monuments Resetting @ stations 338+00 and 533+00
<b>Change Order #27:</b>	\$0.00	Contract Time Extension
<b>Change Order #28:</b>	\$123,507.94	Pipeline Repair
<b>Change Order #29:</b>	\$0.00	Contract Time Extension to September 8, 2016
<b>Change Order #30:</b>	\$218,282.42	Remob for RWs; Quantity Adjustments for Berms and Clay Cap
<b>Change Order #31:</b>	\$79,992.22	Pulcher Drainage Improvements
<b>Change Order #32:</b>	-\$72,271.08	Credit Various Work Items Pipe Casing, Pipe Repair, Fernco, Pulcher
<b>Total Change Order Amount:</b>	<b>\$2,579,129.39</b>	
<b>Total Revised Contract Amount:</b>	<b>\$15,436,257.14</b>	

Payment Request No.	Pay Request Date	Pay Request Recommended Approval Date	Total Completed to Date (\$)	Amount Retained (10% to 50%) then (5% to 95%)	Total Earned Less Retainage	Amount Invoiced (\$)	Date Paid by FPD	Estimate to Complete Including Retainage (\$)
1	12/1/2013	12/9/2013	\$85,500.00	\$8,550.00	\$76,950.00	\$76,950.00	<a href="#">12/20/2013</a>	\$12,780,177.75

Payment Request No.	Pay Request Date	Pay Request Recommended Approval Date	Total Completed to Date (\$)	Amount Retained (10% to 50%) then (5% to 95%)	Total Earned Less Retainage	Amount Invoiced (\$)	Date Paid by FPD	Estimate to Complete Including Retainage (\$)
2	1/1/2014	2/10/2014	\$302,624.00	\$30,262.40	\$272,361.60	\$195,411.60	<a href="#">2/20/2014</a>	\$12,584,766.15
3	2/3/2014	2/10/2014	\$1,082,723.00	\$108,272.30	\$974,450.70	\$702,089.10	<a href="#">2/20/2014</a>	\$11,882,677.05
4	3/1/2014	3/14/2014	\$1,486,548.00	\$148,654.80	\$1,337,893.20	\$363,442.50	<a href="#">3/25/2014</a>	\$11,519,234.55
5	4/1/2014	4/16/2014	\$2,819,792.90	\$281,979.29	\$2,537,813.61	\$1,199,920.41	<a href="#">4/22/2014</a>	\$10,321,184.14
6	5/1/2014	5/13/2014	\$3,912,098.90	\$391,209.89	\$3,520,889.01	\$983,075.40	<a href="#">5/22/2014</a>	\$9,338,108.74
7	6/1/2014	6/10/2014	\$4,741,611.90	\$474,161.19	\$4,267,450.71	\$746,561.70	<a href="#">6/19/2014</a>	\$8,591,547.04
8	7/1/2014	7/14/2014	\$5,406,637.90	\$540,663.79	\$4,865,974.11	\$598,523.40	<a href="#">7/17/2014</a>	\$8,125,833.24
9	8/1/2014	8/8/2014	\$5,785,001.65	\$578,500.17	\$5,206,501.49	\$340,527.38	<a href="#">8/19/2014</a>	\$8,073,440.31
10	9/3/2014	9/5/2014	\$6,053,869.33	\$605,386.93	\$5,448,482.40	\$241,980.91	<a href="#">9/15/2014</a>	\$7,849,799.02
11	10/1/2014	10/3/2014	\$6,752,179.87	\$675,217.99	\$6,076,961.88	\$628,479.49	<a href="#">10/16/2014</a>	\$8,504,251.69
12	11/1/2014	11/10/2014	\$7,466,202.56	\$746,620.26	\$6,719,582.30	\$642,620.41	<a href="#">11/18/2014</a>	\$7,899,566.94
13	12/1/2014	12/8/2014	\$8,071,969.19	\$807,196.92	\$7,264,772.27	\$545,189.97	<a href="#">12/18/2014</a>	\$7,398,041.46
14	1/1/2015	1/13/2015	\$9,086,036.15	\$454,301.81	\$8,631,734.33	\$1,366,962.07	<a href="#">1/26/2015</a>	\$6,031,079.39
15	2/1/2015	2/6/2015	\$10,631,046.43	\$531,552.32	\$10,099,494.11	\$1,467,759.77	<a href="#">2/18/2015</a>	\$4,741,174.30
16	3/1/2015	3/9/2015	\$11,159,175.28	\$557,958.76	\$10,601,216.51	\$501,722.40	<a href="#">3/19/2015</a>	\$4,249,455.94
17	4/1/2015	4/10/2015	\$12,128,575.99	\$606,428.80	\$11,522,147.19	\$920,930.68	<a href="#">4/16/2015</a>	\$3,381,649.98
18	5/1/2015	5/8/2015	\$13,089,041.43	\$654,452.07	\$12,434,589.36	\$912,442.17	<a href="#">5/18/2015</a>	\$2,490,131.13
19	6/1/2015	6/5/2015	\$13,723,208.55	\$686,160.43	\$13,037,048.13	\$602,458.77	<a href="#">6/16/2015</a>	\$1,910,145.08
20	7/1/2015	7/6/2015	\$14,005,443.45	\$700,272.17	\$13,305,171.28	\$268,123.15	<a href="#">7/14/2015</a>	\$1,725,093.82
21	8/1/2015	8/7/2015	\$14,045,434.28	\$702,271.71	\$13,343,162.57	\$37,991.28	<a href="#">8/20/2015</a>	\$1,725,316.29
22	9/1/2015	9/11/2015	\$14,070,459.28	\$703,522.96	\$13,366,936.32	\$23,773.75	<a href="#">9/16/2015</a>	\$1,716,038.79
23	10/1/2015	10/9/2015	\$14,194,301.91	\$654,204.74	\$13,540,097.17	\$173,158.86	<a href="#">10/21/2015</a>	\$1,542,877.94
24	11/1/2015	11/13/2015	\$14,466,220.84	\$667,802.68	\$13,798,418.16	\$258,322.99	<a href="#">11/17/2015</a>	\$1,284,556.95
25	12/1/2015	12/8/2015	\$14,586,512.09	\$673,817.24	\$13,912,694.85	\$114,276.68	<a href="#">12/17/2015</a>	\$1,170,280.26
26	1/1/2016	1/8/2016	\$14,671,739.09	\$678,078.59	\$13,993,660.50	\$80,965.65	<a href="#">1/20/2016</a>	\$1,093,085.14
27	2/1/2016	2/5/2016	\$14,690,989.09	\$679,041.09	\$14,011,948.00	\$18,287.50	<a href="#">2/17/2016</a>	\$1,074,797.64
28	3/31/2016	4/14/2016	\$14,734,532.27	\$420,767.79	\$14,313,764.48	\$301,816.49	<a href="#">4/20/2016</a>	\$772,981.15
29	4/30/2016	5/12/2016	\$14,890,787.97	\$429,290.09	\$14,461,497.88	\$147,733.40	<a href="#">5/17/2016</a>	\$748,755.70
30	5/31/2016	6/10/2016	\$15,014,310.95	\$486,735.97	\$14,527,574.98	\$66,077.10	<a href="#">6/16/2016</a>	\$682,678.60
31	6/30/2016	7/7/2016	\$15,070,725.18	\$371,548.01	\$14,699,177.17	\$171,602.19	<a href="#">7/15/2016</a>	\$511,076.41
32	7/31/2016	8/2/2016	\$15,295,183.00	\$373,143.70	\$14,922,039.30	\$222,862.13	<a href="#">8/15/2016</a>	\$506,496.70
33	8/31/2016	9/9/2016	\$15,319,884.59	\$373,143.70	\$14,946,740.89	\$24,701.59	<a href="#">9/20/2016</a>	\$481,795.11
34	10/31/2016	11/9/2016	\$15,383,878.36	\$373,143.69	\$15,010,734.67	\$63,993.78	<a href="#">11/16/2016</a>	\$497,793.55
35	11/30/2016	12/5/2016	\$15,427,757.16	\$366,735.97	\$15,061,021.19	\$50,286.52		\$375,235.95

Payment Request No.	Pay Request Date	Pay Request Recommended Approval Date	Total Completed to Date (\$)	Amount Retained (10% to 50%) then (5% to 95%)	Total Earned Less Retainage	Amount Invoiced (\$)	Date Paid by FPD	Estimate to Complete Including Retainage (\$)
3	2/3/2014	2/10/2014	\$1,082,723.00	\$108,272.30	\$974,450.70	\$702,089.10	<a href="#">2/20/2014</a>	\$11,882,677.05
4	3/1/2014	3/14/2014	\$1,486,548.00	\$148,654.80	\$1,337,893.20	\$363,442.50	<a href="#">3/25/2014</a>	\$11,519,234.55
5	4/1/2014	4/16/2014	\$2,819,792.90	\$281,979.29	\$2,537,813.61	\$1,199,920.41	<a href="#">4/22/2014</a>	\$10,321,184.14
6	5/1/2014	5/13/2014	\$3,912,098.90	\$391,209.89	\$3,520,889.01	\$983,075.40	<a href="#">5/22/2014</a>	\$9,338,108.74
7	6/1/2014	6/10/2014	\$4,741,611.90	\$474,161.19	\$4,267,450.71	\$746,561.70	<a href="#">6/19/2014</a>	\$8,591,547.04
8	7/1/2014	7/14/2014	\$5,406,637.90	\$540,663.79	\$4,865,974.11	\$598,523.40	<a href="#">7/17/2014</a>	\$8,125,833.24
9	8/1/2014	8/8/2014	\$5,785,001.65	\$578,500.17	\$5,206,501.49	\$340,527.38	<a href="#">8/19/2014</a>	\$8,073,440.31
10	9/3/2014	9/5/2014	\$6,053,869.33	\$605,386.93	\$5,448,482.40	\$241,980.91	<a href="#">9/15/2014</a>	\$7,849,799.02
11	10/1/2014	10/3/2014	\$6,752,179.87	\$675,217.99	\$6,076,961.88	\$628,479.49	<a href="#">10/16/2014</a>	\$8,504,251.69
12	11/1/2014	11/10/2014	\$7,466,202.56	\$746,620.26	\$6,719,582.30	\$642,620.41	<a href="#">11/18/2014</a>	\$7,899,566.94
13	12/1/2014	12/8/2014	\$8,071,969.19	\$807,196.92	\$7,264,772.27	\$545,189.97	<a href="#">12/18/2014</a>	\$7,398,041.46
14	1/1/2015	1/13/2015	\$9,086,036.15	\$454,301.81	\$8,631,734.33	\$1,366,962.07	<a href="#">1/26/2015</a>	\$6,031,079.39
15	2/1/2015	2/6/2015	\$10,631,046.43	\$531,552.32	\$10,099,494.11	\$1,467,759.77	<a href="#">2/18/2015</a>	\$4,741,174.30
16	3/1/2015	3/9/2015	\$11,159,175.28	\$557,958.76	\$10,601,216.51	\$501,722.40	<a href="#">3/19/2015</a>	\$4,249,455.94
17	4/1/2015	4/10/2015	\$12,128,575.99	\$606,428.80	\$11,522,147.19	\$920,930.68	<a href="#">4/16/2015</a>	\$3,381,649.98
18	5/1/2015	5/8/2015	\$13,089,041.43	\$654,452.07	\$12,434,589.36	\$912,442.17	<a href="#">5/18/2015</a>	\$2,490,131.13
19	6/1/2015	6/5/2015	\$13,723,208.55	\$686,160.43	\$13,037,048.13	\$602,458.77	<a href="#">6/16/2015</a>	\$1,910,145.08
20	7/1/2015	7/6/2015	\$14,005,443.45	\$700,272.17	\$13,305,171.28	\$268,123.15	<a href="#">7/14/2015</a>	\$1,725,093.82
21	8/1/2015	8/7/2015	\$14,045,434.28	\$702,271.71	\$13,343,162.57	\$37,991.28	<a href="#">8/20/2015</a>	\$1,725,316.29
22	9/1/2015	9/11/2015	\$14,070,459.28	\$703,522.96	\$13,366,936.32	\$23,773.75	<a href="#">9/16/2015</a>	\$1,716,038.79
23	10/1/2015	10/9/2015	\$14,194,301.91	\$654,204.74	\$13,540,097.17	\$173,158.86	<a href="#">10/21/2015</a>	\$1,542,877.94
24	11/1/2015	11/13/2015	\$14,466,220.84	\$667,802.68	\$13,798,418.16	\$258,322.99	<a href="#">11/17/2015</a>	\$1,284,556.95
25	12/1/2015	12/8/2015	\$14,586,512.09	\$673,817.24	\$13,912,694.85	\$114,276.68	<a href="#">12/17/2015</a>	\$1,170,280.26
26	1/1/2016	1/8/2016	\$14,671,739.09	\$678,078.59	\$13,993,660.50	\$80,965.65	<a href="#">1/20/2016</a>	\$1,093,085.14
27	2/1/2016	2/5/2016	\$14,690,989.09	\$679,041.09	\$14,011,948.00	\$18,287.50	<a href="#">2/17/2016</a>	\$1,074,797.64
28	3/31/2016	4/14/2016	\$14,734,532.27	\$420,767.79	\$14,313,764.48	\$301,816.49	<a href="#">4/20/2016</a>	\$772,981.15
29	4/30/2016	5/12/2016	\$14,890,787.97	\$429,290.09	\$14,461,497.88	\$147,733.40	<a href="#">5/17/2016</a>	\$748,755.70
30	5/31/2016	6/10/2016	\$15,014,310.95	\$486,735.97	\$14,527,574.98	\$66,077.10	<a href="#">6/16/2016</a>	\$682,678.60
31	6/30/2016	7/7/2016	\$15,070,725.18	\$371,548.01	\$14,699,177.17	\$171,602.19	<a href="#">7/15/2016</a>	\$511,076.41
32	7/31/2016	8/2/2016	\$15,295,183.00	\$373,143.70	\$14,922,039.30	\$222,862.13	<a href="#">8/15/2016</a>	\$506,496.70
33	8/31/2016	9/9/2016	\$15,319,884.59	\$373,143.70	\$14,946,740.89	\$24,701.59	<a href="#">9/20/2016</a>	\$481,795.11
34	10/31/2016	11/9/2016	\$15,383,878.36	\$373,143.69	\$15,010,734.67	\$63,993.78		\$497,793.55



**TITLE: CONSTRUCTION CHANGE ORDER LOG**

**CLIENT:** Southwestern Illinois Flood Prevention District Council  
**PROJECT:** Bid Package 06

**PROJECT NUMBER:** SIFPDC-BP06

Change Request Number	Description	Change Type (Field, Design, Spec, Other)	Cost to FPD	Cost to Others	As Bid Line Item #	Original Cost of Associated Line Item	% of Original Line Item	% of Original Contract	Date	Status	Comments
1	Spiral Wound (Slip-Lining)	Spec	\$0.00	\$0.00	6.20	\$ 1,629,000.00	0.00%	0.00%	2/27/2014	Approved	Specification change to coordinate and be consistent with material and methods used by Corps of Engineers
2	Bronze Survey Markers	Spec	\$1,870.00	\$0.00	6.40	\$ 1,039,884.00	0.18%	0.01%	3/18/2014	Approved	Specification change to make consistent with other bid packages. Comments back from Corps of Engineers on other bid packages but was missed on this bid package.
3	Red Flint Filter Pack	Spec	\$132,809.60	\$0.00	6.39 6.40	\$ 1,806,432.00	7.35%	1.03%	6/20/2014	Approved	Specification change as required by the Corp of Engineers. The change order cost of \$132,809.60 is based on original bid quantities and may increase based on final relief well design. If final quantities result in increase of 10% above original line item, Board approval required
4	Air Testing of HDPE Storm Sewer Pipe 12" 18" and 24"	Spec	\$12,040.40	\$0.00	NA	NA	NA	0.09%	7/17/2014	Approved	Specification change to make consistent with other bid packages.
5*	SaniTite pipe upgrade and air testing on 30"-42" pipe	Spec	\$29,566.29	\$0.00	6.25 6.26 6.27	\$ 149,797.00	19.74%	0.23%	7/17/2014	Approved	Specification change to make consistent with other bid packages. Board approval required
6	Vacuum testing manholes	Spec	\$26,950.00	\$0.00	NA	NA	NA	0.21%	7/17/2014	Approved	Specification change to make consistent with other bid packages. Board approval required
7*	Additional Pilot Hole Drilling & Additional Pilot Hole Sampling	Design	\$205,863.75	\$0.00	6.38	\$ 251,775.00	81.76%	1.60%	7/17/2014	Approved	Design change to accommodate actually quantities. Bid quantities were very preliminary since no pilot holes were drilled at the time and Amec had not received the USACE design template for relief wells. Board approval required
8*	Raise to Grade Piezometer	Field	\$4,210.00	\$0.00	6.45	\$ 21,050.00	20.00%	0.03%	7/17/2014	Approved	PZ 689L to be raised to grade to accommodate field conditions. Board approval required
9	Modify Piezometer	Field	\$9,504.00	\$0.00	6.43	\$ 132,960.00	7.15%	0.07%	7/18/2014	Approved	Modify piezometers seal to provide additional concrete
10	Surface Aggregate	Design	\$18,339.63	\$0.00	NA	NA	NA	0.14%	8/25/2014	Approved	12 inch Aggregate Surface Course, Type A" item for driveways and field access roads. This was not included in the original proposal and was added per detail on sheet CC-C513 and various plan sheets showing the locations.
11*	Relief Well Quantity Change	Design	\$1,282,932.15	\$0.00	6.39 6.40	\$ 1,806,432.00	71.02%	9.98%	9/12/2014	Approved	Additional quantities required due to deeper pilot holes required to achieve necessary penetration. Board approval required.
12*	Additional 50VF of Pilot Hole Drilling; Decrease RW Add Riser 1 EA; Add RW Abandonment 1 EA; PZ 679R Convert to Below Grade Piezometer; T&M 2 Clay Cap Undercut	Field	\$37,935.66	\$0.00	6.09 6.38 6.42 6.46 6.32	\$ 575,290.00	6.59%	0.30%	10/10/2014	Approved	See change order summary presented to Board for review and approval in the October 15, 2014 Board Meeting
13*	Hydraulic structure painting of the 84" bulkhead; T&M 3 Clay Cap Undercut; Modify PZ Raise to Grade to PZ Raise to Grade Special	Field	\$43,664.49	\$0.00				0.34%	11/19/2014	Approved	Board approval required
14*	RW Construction Obstruction	Field	\$177,854.69	\$0.00	6.39 6.40	\$ 1,806,432.00	9.85%	1.38%	1/21/2015	Approved	RW Construction Obstruction due to Cobble Layer during drilling. Board approval required.
15	Contract Time Extension	Other	\$0.00	\$0.00	NA	NA	NA	0.00%	2/10/2015	Approved	Contract Time Extension to September 30, 2015

**TITLE: CONSTRUCTION CHANGE ORDER LOG**

**CLIENT:** Southwestern Illinois Flood Prevention District Council  
**PROJECT:** Bid Package 06

**PROJECT NUMBER:** SIFPDC-BP06

Change Request Number	Description	Change Type (Field, Design, Spec, Other)	Cost to FPD	Cost to Others	As Bid Line Item #	Original Cost of Associated Line Item	% of Original Line Item	% of Original Contract	Date	Status	Comments
16*	Concrete Headwall and Flap Gate at RW-200X; HDPE pipe 12 inch added to P-200X; HDPE pipe 12 inch added to 70-C; Manhole – 48 inch deleted JN-70 C; HDPE pipe 12 inch deleted P-S516 for 70C.	Field	\$10,004.04	\$0.00	6.39 6.40	\$ 1,806,432.00	0.55%	0.08%	2/12/2015	Approved	Change Description submitted in change order memo for Board approval 2/18/15
17	Credit-Remove Vacuum Testing of Manholes		\$ (10,106.25)	\$0.00	NA	NA	NA	-0.08%	3/4/2015	Approved	PCN approved to remove the requirements for ASTM C1244 Standard Test Method for Concrete Sewer
18*	60 Slot Relief Well Redesign	Field	\$63,230.97	\$0.00	6.40	\$ 1,039,884.00	6.08%	0.49%	3/18/2015	Approved	60-slot RW re-design to 40-slot; Board approval required
19	RW Construction Obstruction	Field	\$20,923.32	\$0.00	6.39 6.40	\$ 1,806,432.00	1.16%	0.16%	5/8/2015	Approved	RW Construction Obstruction due to Cobble Layer during drilling. To be processed under budget Board approved 1/21/15
20*	Abandon Existing PZ P37 12" Agg Surface Abandon Existing PZ 239L and install new PZ	Field	\$17,910.08	\$0.00	6.04 6.43 6.44	\$ 554,700.00	3.23%	0.14%	5/15/2015	Approved	Changes proposed to accommodate field conditions. Board approval required.
21	RW Construction Obstruction	Field	\$4,562.64	\$0.00	6.39 6.40	\$ 1,806,432.00	0.25%	0.04%	5/29/2015	Approved	RW Construction Obstruction due to Cobble Layer during drilling. To be processed under budget Board approved 1/21/15
22*	RCP at Pulcher's Driveway Increase in Relief Well Quantities	Field	\$83,071.89	\$0.00	6.39 6.40	\$ 1,806,432.00	4.60%	0.65%	6/17/2015	Approved	RCP at Pulcher's Driveway Increase in Relief Well Quantities Board approval required
23*	Emergency T&M Work - Flood Event June 2015; Modifications to PDP/FL Piezometers 204L, 537L, and 679L	Field	\$38,213.76	\$0.00	NA	NA	NA	0.30%	7/15/2015	Approved	Emergency T&M Work - Flood Event June 2015; Modifications to PDP/FL Piezometers 204L, 537L, and 679L
24*	Collection Pipe P 145X	Field	\$14,496.25	\$0.00	NA	NA	NA	0.11%	8/19/2015	Approved	Extra work to accommodate field conditions related to Collection Pipe P 145X; Board approval required
25	Contract Time Extension	Other	\$0.00	\$0.00	NA	NA	NA	0.00%	2/10/2015	Approved	Substantial Completion by December 31, 2015(excludes permanent seeding); Final Completion April 14, 2016
26	Right of Way Monuments Resetting @ stations 338+00 and 533+00	Field	\$3,770.53	\$0.00	NA	NA	NA	0.03%	12/16/2015	Approved	Right of Way Monuments Resetting @ stations 338+00 and 533+00
27*	Contract Time Extension	Other	\$0.00	\$0.00	NA	NA	NA	0.00%	5/6/2016	Approved	94 additional working days to be added to the contract time due to weather/river delays. New contract dates to be 7/26/16 substantial and 8/26/16 final.
28*	Pipeline Repair	Field	\$123,507.94	\$0.00	NA	NA	NA	0.96%	3/18/2016	Approved	Village of East Carondelet Pipeline Repair; approved in March Board meeting. (This change order includes \$29,950 approved by Board in Sept. 2015 and \$93,557.94 approved by Board in March 2016.)
29	Contract Time Extension	Other	\$0.00	\$0.00	NA	NA	NA	0.00%	7/5/2016	Approved	7 additional working days to be added to the contract time due to weather/river delays. New contract final completion date to become 9/8/16.

**TITLE: CONSTRUCTION CHANGE ORDER LOG**

**CLIENT:** Southwestern Illinois Flood Prevention District Council  
**PROJECT:** Bid Package 06

**PROJECT NUMBER:** SIFPDC-BP06

Change Request Number	Description	Change Type (Field, Design, Spec, Other)	Cost to FPD	Cost to Others	As Bid Line Item #	Original Cost of Associated Line Item	% of Original Line Item	% of Original Contract	Date	Status	Comments
30*	Remobilization Charge for RW 70A, 70B, and 70C; Quantity rectification for Seepage Berms and Clay Caps	Other	\$218,282.42	\$0.00	NA	NA	NA	1.70%	7/20/2016	Approved	Remobilization Charge for RW 70A, 70B, and 70C; Quantity rectification for Seepage Berms and Clay Caps ; Board approval required.
31*	Pulcher Drainage Improvements	Field	\$79,992.22	\$0.00	NA	NA	NA	0.62%	9/30/2016	Approved	Pulcher Drainage Improvements approved by Board May 18, 2016
32	Credit Various Work Items	Other	-\$72,271.08	\$0.00	NA	NA	NA	-0.56%	11/16/2016	Approved	Credit Various Work Items Pipe Casing, Pipe Repair, Fernco, Pulcher
<b>Total</b>			<b>\$2,579,129.39</b>	<b>\$0.00</b>						<b>Total</b>	<b>\$ 2,579,129.39</b>
<b>Original Contract Amount</b>			<b>\$12,857,127.75</b>								
<b>Revised Contract Amount</b>			<b>\$15,436,257.14</b>	<b>20.06%</b>							

\*Board approval required





## CONTRACT INVOICE LOG

**Contractor:** TREVIICOS South  
 38 Third Ave. 3rd Floor  
 Boston National Historic Park  
 Charlestown, MA 02129

**Project:** SWILCD  
**Construction Package:** BP7B (Re-Bid)

**Original Contract Amount:** \$13,991,000.00  
**Change Order #1:** \$0.00 Contract Time Extension  
**Change Order #2:** \$150,900.00 Verification Coring and Extra Rock  
**Change Order #3:** \$81,471.82 Panel 78 Bite P2 Replacement  
**Change Order #4:** \$35,123.82 Slurry Cutoff Wall Overage  
**Change Order #5:** \$125,189.36 Bike Trail Revisions  
**Change Order #6:** \$428,578.26 Flood Event Damage Dec 2015 and Jan 2016  
**Total Change Order Amount:** \$821,263.26  
**Total Revised Contract Amount:** \$14,812,263.26

Payment Request No.	Pay Request Date (Period To:)	Pay Request Recommended Approval Date	Total Completed to Date (\$)	Amount Retained (10% to 50%) then (5% to 95%)	Total Earned Less Retained (\$)	Amount Invoiced (\$)	Date Paid by FPD	Estimate to Complete Including Retainage (\$)
1	6/30/2015	7/16/2015	\$350,000.00	\$35,000.00	\$315,000.00	\$315,000.00	<a href="#">7/20/2015</a>	\$13,676,000.00
2	7/31/2015	8/12/2015	\$616,339.20	\$61,633.92	\$554,705.28	\$239,705.28	<a href="#">8/20/2015</a>	\$13,436,294.72
3	8/31/2015	9/11/2015	\$1,561,850.70	\$156,185.07	\$1,405,665.63	\$850,960.35	<a href="#">9/16/2015</a>	\$12,585,334.37
4	9/30/2015	10/13/2015	\$3,045,825.87	\$304,582.59	\$2,741,243.28	\$1,335,577.65	<a href="#">10/21/2015</a>	\$11,249,756.72
5	10/31/2015	11/13/2015	\$3,666,233.98	\$366,623.40	\$3,299,610.58	\$558,367.30	<a href="#">11/17/2015</a>	\$10,691,389.42
6	11/30/2015	12/4/2015	\$3,861,733.98	\$386,173.40	\$3,475,560.58	\$175,950.00	<a href="#">12/17/2015</a>	\$10,515,439.42
7	12/31/2015	1/8/2016	\$4,822,985.68	\$482,298.57	\$4,340,687.11	\$865,126.53	<a href="#">1/20/2016</a>	\$9,650,312.89
8	1/31/2016	2/8/2016	\$6,161,020.23	\$616,102.02	\$5,544,918.21	\$1,204,231.10	<a href="#">2/17/2016</a>	\$8,446,081.79
9	2/29/2016	3/9/2016	\$8,353,561.13	\$766,225.51	\$7,587,335.62	\$2,042,417.41	<a href="#">3/17/2016</a>	\$6,403,664.38
10	3/31/2016	4/12/2016	\$11,312,150.77	\$914,155.00	\$10,397,995.77	\$2,810,660.15	<a href="#">4/20/2016</a>	\$3,593,004.23
11	4/30/2016	5/12/2016	\$12,233,884.46	\$960,241.68	\$11,273,642.78	\$875,647.01	<a href="#">5/17/2016</a>	\$2,984,852.86
12	5/31/2016	6/10/2016	\$12,667,851.08	\$981,940.01	\$11,685,911.07	\$412,268.28	<a href="#">6/16/2016</a>	\$2,572,584.57
13	6/30/2016	7/6/2016	\$13,147,536.91	\$657,376.85	\$12,490,160.07	\$804,249.00	<a href="#">7/15/2016</a>	\$1,893,524.93
14	7/31/2016	8/3/2016	\$13,901,247.73	\$695,062.39	\$13,206,185.34	\$716,025.27	<a href="#">8/15/2016</a>	\$1,606,077.92
15	8/31/2016	8/31/2016	\$14,200,035.60	\$46,578.61	\$14,153,456.99	\$947,271.65	<a href="#">9/20/2016</a>	\$658,806.27
16	9/30/2016	10/6/2016	\$14,297,251.87	\$9,939.42	\$14,287,312.45	\$133,855.46	<a href="#">10/11/2016</a>	\$524,950.81
17	10/31/2016	11/10/2016	\$14,307,743.77	\$10,464.02	\$14,297,279.75	\$9,967.31	<a href="#">11/16/2016</a>	\$514,983.50









Memo to: Board of Directors  
From: Chuck Ewert  
Subject: Budget and Disbursement Report for November 2016  
Date: December 19, 2016

Current Budget Highlights

Attached is the financial statement for November 2016 prepared by our fiscal agent, CliftonLarsonAllen. The report includes an accounting of revenues and expenditures for the month ending November 30, 2016, as compared to our fiscal year budget.

Accrued expenditures for the current fiscal year beginning on October 1, 2016 are \$6,618,042 while revenues amounted to \$2,010,994 resulting in a deficit of \$4,607,048. A total of approximately \$27,642,608 is held by the counties in their respective FPD sales tax funds and is available for the Council's use on the project. This amount was verified this month. With the additional 2015 Bond Issue debt and the ongoing construction, there hasn't been any deposits to the county sales tax funds since April.

Monthly sales tax receipts of \$936,644 for August 2016 (the latest month reported by the Illinois Department of Revenue) were down 2.00% from last year. Total receipts for the year are up 0.43% from last year, which was our highest year.

Monthly Disbursements

Attached is the list of bank transactions for November 2016. Total disbursements for the month were \$1,824,575.84. The largest payments were to Keller Construction for BP #3 & BP #5, Haier Plumbing for BP #4, Lane Construction for BP #6, Amec Foster Wheeler, Husch Blackwell and Hill International.

Recommendation:

Accept the budget report and disbursements for November 2016.





**SOUTHWESTERN ILLINOIS FLOOD PREVENTION  
DISTRICT COUNCIL**

**GENERAL FUND  
STATEMENT OF REVENUES AND EXPENDITURES – BUDGET AND ACTUAL**

**TWO MONTHS ENDING NOVEMBER 30, 2016 AND 2015**





**CliftonLarsonAllen**

CliftonLarsonAllen LLP  
www.cliftonlarsonallen.com

Board Members  
Southwestern Illinois Flood Prevention District Council  
Collinsville, Illinois

Management is responsible for the accompanying General Fund Statement of Revenues and Expenditures of Southwestern Illinois Flood Prevention District Council (the "Council") for the two months ended November 30, 2016 and 2015, in accordance with accounting principles generally accepted in the United States of America. We have performed compilation engagements in accordance with Statements on Standards for Accounting and Review services promulgated by the Accounting and Review Services Committee of the American Institute of certified Public Accountants. We did not audit or review the financial statements nor were we required to perform any procedures to verify the accuracy or completeness of information provided by management. Accordingly, we do not express an opinion a conclusion, nor provide any form of assurances on these financial statements.

Management has omitted the management discussion and analysis. Such missing information, although not a part of the basic financial statements, is required by the Governmental Accounting Standards Board, who considers it to be an essential part of financial reporting for placing the basic financial statements in an appropriate operational, economic, or historical context.

Management has not presented government-wide financial statements to display the financial position and changes in financial position of its governmental activity. Accounting principles generally accepted in the United States of America require the presentation of government-wide financial statements. The change in fund balance for the Council's governmental activity is not reasonably determinable.

Management has not presented a balance sheet for the general fund. Accounting principles generally accepted in the United States of America require the presentation of a balance sheet for each fund contained in the financial statements. The amounts that would be reported in a balance sheet of the general fund for the Council are not reasonably determinable.

Management has not presented a change in fund balance on the Statement of Revenues and Expenditures – Budget and Actual. Accounting principles generally accepted in the United States of America require the Statement of Revenues, Expenditures and Changes in Fund Balance include a presentation of changes in fund balance. The amounts that would be reported in government-wide financial statements for the Council's governmental activity is not reasonably determinable.

Management has also elected to omit substantially all of the disclosures required by generally accepted accounting principles. If the omitted disclosures were included with the financial statements, they might influence the user's conclusions about the Council's results of operations. Accordingly, these financial statements are not designed for those who are not informed about such matters.

The accompanying original and final budget amounts presented on the General Fund Statement of Revenues and Expenditures – Budget and Actual presented for the year ending September 30, 2017 and 2016, have not been compiled or examined by us, and, accordingly, we do not express an opinion or any other form of assurance on them.

We are not independent with respect to Southwestern Illinois Flood Prevention District Council.

A handwritten signature in cursive script that reads "Clifton Larson Allen LLP".

CliftonLarsonAllen LLP

St. Louis, Missouri  
December 8, 2016

**SOUTHWESTERN ILLINOIS FLOOD PROTECTION DISTRICT COUNCIL**  
**GENERAL FUND**  
**STATEMENT OF REVENUES AND EXPENDITURES - BUDGET AND ACTUAL**  
**TWO MONTHS ENDED NOVEMBER 30, 2016 (Actual)**  
**FISCAL YEAR ENDING SEPTEMBER 30, 2017 (Budget)**

	BUDGET		ACTUAL	VARIANCE WITH
	ORIGINAL	FINAL		FINAL BUDGET
				POSITIVE (NEGATIVE)
<b>REVENUES</b>				
Sales Tax Proceeds From Districts	\$ 11,750,000	\$ 11,750,000	\$ 1,869,898	\$ 9,880,102
Interest Income	640,000	640,000	141,096	498,904
Other Contributions	-	-	-	-
Total Revenues	<u>12,390,000</u>	<u>12,390,000</u>	<u>2,010,994</u>	<u>10,379,006</u>
<b>EXPENDITURES</b>				
Current				
Design and Construction				
Engineering Design & Construction Management	9,197,055	9,197,055	542,636	8,654,419
Construction	22,840,515	22,840,515	1,869,993	20,970,522
Construction and design by US ACE	5,760,115	5,760,115	-	5,760,115
Total Design and Construction	<u>37,797,685</u>	<u>37,797,685</u>	<u>2,412,629</u>	<u>35,385,056</u>
Professional Services				
Legal & Legislative Consulting	458,500	458,500	74,286	384,214
Diversity Program Manager	25,000	25,000	-	25,000
Financial Advisor	65,000	65,000	2,903	62,097
Bond Underwriter/Conduit Issuer	12,000	12,000	1,298	10,702
Total Professional Services	<u>560,500</u>	<u>560,500</u>	<u>78,487</u>	<u>482,013</u>
Refund of Surplus Funds to County FPD Accounts				
Madison County	1,911,400	1,911,400	-	1,911,400
Monroe County	202,080	202,080	-	202,080
St. Clair County	1,886,520	1,886,520	-	1,886,520
Total Refund of Surplus Funds to County	<u>4,000,000</u>	<u>4,000,000</u>	<u>-</u>	<u>4,000,000</u>
Debt Service				
Principal and Interest	10,725,020	10,725,020	4,086,335	6,638,685
Federal Interest Subsidy	(848,250)	(848,250)	-	(848,250)
Total Debt Service	<u>9,876,770</u>	<u>9,876,770</u>	<u>4,086,335</u>	<u>5,790,435</u>
Total Operating Expenses	<u>52,234,955</u>	<u>52,234,955</u>	<u>6,577,451</u>	<u>45,657,504</u>
General and Administrative Costs				
Salaries, Benefits	203,000	203,000	33,358	169,642
Bank Service Charges	1,500	1,500	170	1,330
Conference Registration	350	350	-	350
Equipment and Software	2,000	2,000	-	2,000
Fiscal Agency Services	30,000	30,000	5,280	24,720
Audit Services	15,500	15,500	-	15,500
Meeting Expenses	1,000	1,000	338	662
Postage/Delivery	400	400	115	285
Printing/Photocopies	3,500	3,500	338	3,162
Professional Services	10,000	10,000	-	10,000
Publications/Subscriptions	250	250	2	248
Supplies	3,300	3,300	192	3,108
Telecommunications/Internet	3,000	3,000	313	2,687
Travel	5,000	5,000	-	5,000
Insurance	1,000	1,000	485	515
Total General & Administrative Costs	<u>279,800</u>	<u>279,800</u>	<u>40,591</u>	<u>239,209</u>
Total Expenditures	<u>52,514,755</u>	<u>52,514,755</u>	<u>6,618,042</u>	<u>45,896,713</u>
EXCESS (DEFICIENCY) OF REVENUES OVER EXPENDITURES	(40,124,755)	(40,124,755)	(4,607,048)	35,517,707
OTHER FINANCING SOURCES				
Proceeds From Borrowing	-	-	-	-
NET CHANGE IN FUND BALANCE	<u>\$ (40,124,755)</u>	<u>\$ (40,124,755)</u>	<u>\$ (4,607,048)</u>	<u>\$ 35,517,707</u>

**SOUTHWESTERN ILLINOIS FLOOD PROTECTION DISTRICT COUNCIL  
GENERAL FUND  
STATEMENT OF REVENUES AND EXPENDITURES - BUDGET AND ACTUAL  
TWO MONTHS ENDED NOVEMBER 30, 2015 (Actual)  
FISCAL YEAR ENDING SEPTEMBER 30, 2016 (Budget)**

	BUDGET		ACTUAL	VARIANCE WITH
	ORIGINAL	FINAL		FINAL BUDGET
				POSITIVE (NEGATIVE)
<b>REVENUES</b>				
Sales Tax Proceeds From Districts	\$ 11,500,000	\$ 11,500,000	\$ 1,889,079	\$ 9,610,921
Interest Income	75,000	75,000	82,798	(7,798)
Total Revenues	<u>11,575,000</u>	<u>11,575,000</u>	<u>1,971,877</u>	<u>9,603,123</u>
<b>EXPENDITURES</b>				
Current				
Design and Construction				
Engineering Design & Construction Management	13,939,900	14,933,787	769,661	14,164,126
Construction	26,597,316	44,674,432	5,425,891	39,248,541
Construction and design by US ACE	2,739,245	2,739,245	-	2,739,245
Total Design and Construction	<u>43,276,461</u>	<u>62,347,464</u>	<u>6,195,552</u>	<u>56,151,912</u>
Professional Services				
Legal & Legislative Consulting	391,000	391,000	107,505	283,495
Diversity Program Manager	25,130	25,130	7,180	17,950
Financial Advisor	83,200	83,200	26,331	56,869
Bond Unserwriter/Conduit Issuer	10,000	10,000	1,744	8,256
Total Professional Services	<u>509,330</u>	<u>509,330</u>	<u>142,760</u>	<u>366,570</u>
Refund of Surplus Funds to County FPD Accounts				
Madison County	1,911,400	1,911,400	420,964	1,490,436
Monroe County	202,080	202,080	44,106	157,974
St. Clair County	1,886,520	1,886,520	428,326	1,458,194
Total Refund of Surplus Funds to County	<u>4,000,000</u>	<u>4,000,000</u>	<u>893,396</u>	<u>3,106,604</u>
Debt Service				
Principal and Interest	7,103,089	7,103,089	2,209,045	4,894,044
Federal Interest Subsidy	(843,700)	(843,700)	-	(843,700)
Total Debt Service	<u>6,259,389</u>	<u>6,259,389</u>	<u>2,209,045</u>	<u>4,050,344</u>
Total Operating Expenses	<u>54,045,180</u>	<u>73,116,183</u>	<u>9,440,753</u>	<u>63,675,430</u>
General and Administrative Costs				
Salaries, Benefits	196,500	196,500	27,910	168,590
Bank Service Charges	1,500	1,500	250	1,250
Conference Registration	350	350	-	350
Equipment and Software	2,000	2,000	-	2,000
Fiscal Agency Services	29,000	29,000	4,300	24,700
Audit Services	15,000	15,000	608	14,392
Meeting Expenses	1,000	1,000	-	1,000
Postage/Delivery	400	400	5	395
Printing/Photocopies	2,500	2,500	950	1,550
Professional Services	10,000	10,000	-	10,000
Publications/Subscriptions	250	250	2	248
Supplies	3,000	3,000	288	2,712
Telecommunications/Internet	3,000	3,000	1,144	1,856
Travel	5,000	5,000	-	5,000
Insurance	1,000	1,000	942	58
Total General & Administrative Costs	<u>270,500</u>	<u>270,500</u>	<u>36,399</u>	<u>234,101</u>
Total Expenditures	<u>54,315,680</u>	<u>73,386,683</u>	<u>9,477,152</u>	<u>63,909,531</u>
EXCESS (DEFICIENCY) OF REVENUES OVER EXPENDITURES	(42,740,680)	(61,811,683)	(7,505,275)	54,306,408
OTHER FINANCING SOURCES				
Proceeds From Borrowing	65,000,000	77,545,236	-	77,545,236
NET CHANGE IN FUND BALANCE	<u>\$ 22,259,320</u>	<u>\$ 15,733,553</u>	<u>\$ (7,505,275)</u>	<u>\$ 23,238,828</u>



# Flood Prevention District Sales Tax Trends 2009-2016

2009												County Share		
	Jan	Feb	March	April	May	June	July	August	Sept	October	November	December	Total	
Madison	\$321,968	\$336,765	\$397,425	\$387,385	\$414,350	\$421,402	\$399,616	\$401,188	\$400,090	\$404,847	\$405,930	\$492,814	\$4,783,780	46.319%
St. Clair	\$337,979	\$362,696	\$424,556	\$398,395	\$419,126	\$438,230	\$411,968	\$410,484	\$429,852	\$412,637	\$446,806	\$581,721	\$5,074,450	49.134%
Monroe	\$31,641	\$32,903	\$37,830	\$38,757	\$41,326	\$40,847	\$37,817	\$37,497	\$38,652	\$42,270	\$40,332	\$49,755	\$469,627	4.547%
Total Month	\$691,588	\$732,364	\$859,811	\$824,537	\$874,802	\$900,479	\$849,401	\$849,169	\$868,594	\$859,754	\$893,068	\$1,124,290	\$10,327,857	
Cumulative Total	\$691,588	\$1,423,952	\$2,283,763	\$3,108,300	\$3,983,102	\$4,883,581	\$5,732,982	\$6,582,151	\$7,450,745	\$8,310,499	\$9,203,567	\$10,327,857		
<b>2010</b>														
Madison	\$353,146	\$374,416	\$456,795	\$462,697	\$440,815	\$452,308	\$427,329	\$433,047	\$419,455	430,210	\$442,904	\$529,069	\$5,222,191	47.272%
St. Clair	\$367,458	\$399,480	\$464,089	\$439,748	\$439,139	\$458,299	\$421,447	\$423,718	\$424,971	\$429,581	\$457,927	587,067	\$5,312,924	48.094%
Monroe	\$36,770	\$34,324	\$39,884	\$43,769	\$44,358	\$43,102	\$46,499	\$41,816	\$42,207	\$42,746	\$45,411	\$51,004	\$511,890	4.634%
Total Month	\$757,374	\$808,220	\$960,768	\$946,214	\$924,312	\$953,709	\$895,275	\$898,581	\$886,633	\$902,537	\$946,242	\$1,167,140	\$11,047,005	
Cumulative Total	\$757,374	\$1,565,594	\$2,526,362	\$3,472,576	\$4,396,888	\$5,350,597	\$6,245,872	\$7,144,453	\$8,031,086	\$8,933,623	\$9,879,865	\$11,047,005		
% change/month	9.51%	10.36%	11.74%	14.8%	5.7%	5.9%	5.4%	5.8%	2.1%	5.0%	6.0%	3.8%		
% change/total	9.51%	9.95%	10.62%	11.72%	10.39%	9.56%	8.95%	8.54%	7.79%	7.50%	7.35%	6.96%	6.96%	
<b>2011</b>														
Madison	\$380,021	\$383,976	\$460,129	\$454,562	\$466,904	\$477,396	\$436,637	\$473,303	\$448,256	\$444,204	\$455,842	\$538,000	\$5,419,230	48.108%
St. Clair	\$363,984	\$395,231	\$455,562	\$437,820	\$436,490	\$475,972	\$433,460	\$433,777	\$441,030	\$412,793	\$451,390	\$594,129	\$5,331,638	47.330%
Monroe	\$38,315	\$34,759	\$41,192	\$44,975	\$41,786	\$45,836	\$44,887	\$43,323	\$42,564	\$42,690	\$42,252	\$51,266	\$513,845	4.562%
Total Month	\$782,320	\$813,966	\$956,883	\$937,357	\$945,180	\$999,204	\$914,984	\$950,403	\$931,850	\$899,687	\$949,484	\$1,183,395	\$11,264,713	
Cumulative Total	\$782,320	\$1,596,286	\$2,553,169	\$3,490,526	\$4,435,706	\$5,434,910	\$6,349,894	\$7,300,297	\$8,232,147	\$9,131,834	\$10,081,318	\$11,264,713		
% change/month	3.29%	0.71%	-0.40%	-0.94%	2.26%	4.77%	2.20%	5.77%	5.10%	-0.32%	0.34%	1.39%		
% change/total	3.29%	1.96%	1.06%	0.52%	0.88%	1.58%	1.67%	2.18%	2.50%	2.22%	2.04%	1.97%	1.97%	
<b>2012</b>														
Madison	\$381,470	\$406,476	\$473,049	\$471,191	\$481,989	\$477,254	\$427,562	\$434,603	\$428,193	\$428,521	\$429,127	\$523,240	\$5,362,675	47.481%
St. Clair	\$361,727	\$415,491	\$468,490	\$432,173	\$468,782	\$473,567	\$425,923	\$441,838	\$438,184	\$424,289	\$454,916	\$589,183	\$5,394,563	47.763%
Monroe	\$37,471	\$38,904	\$46,086	\$46,051	\$46,231	\$45,671	\$43,063	\$45,307	\$45,641	\$46,230	\$45,429	\$51,062	\$537,146	4.756%
Total Month	\$780,668	\$860,871	\$987,625	\$949,415	\$997,002	\$996,492	\$896,548	\$921,748	\$912,018	\$899,040	\$929,472	\$1,163,485	\$11,294,384	
Cumulative Total	\$780,668	\$1,641,539	\$2,629,164	\$3,578,579	\$4,575,581	\$5,572,073	\$6,468,621	\$7,390,369	\$8,302,387	\$9,201,427	\$10,130,899	\$11,294,384		
% change/month	-0.21%	5.76%	3.21%	1.29%	5.48%	-0.27%	-2.01%	-3.02%	-2.13%	-0.07%	-2.11%	-1.68%		
% change/total	-0.21%	2.83%	2.98%	2.52%	3.15%	2.52%	1.87%	1.23%	0.85%	0.76%	0.49%	0.26%	0.26%	

# Flood Prevention District Sales Tax Trends 2009-2016

2013

	Jan	Feb	March	April	May	June	July	August	Sept	October	November	December	Total
Madison	\$373,398	\$383,170	\$424,507	\$425,469	\$457,212	\$451,494	\$436,686	\$442,449	\$430,541	\$429,499	\$432,541	\$500,233	\$5,189,199
St. Clair	\$381,645	\$395,527	\$449,397	\$434,001	\$457,942	\$462,603	\$422,892	\$432,195	\$430,014	\$419,350	\$448,076	\$560,165	\$5,293,807
Monroe	\$37,888	\$39,679	\$45,689	\$45,913	\$48,212	\$47,694	\$42,672	\$45,143	\$44,733	\$44,723	\$47,111	\$53,853	\$543,310
Total Month	\$794,931	\$818,376	\$919,593	\$905,383	\$963,366	\$961,791	\$902,250	\$919,787	\$905,288	\$893,572	\$927,728	\$1,114,251	\$11,026,316
Cumulative Total	\$794,931	\$1,613,307	\$2,532,900	\$3,438,283	\$4,401,649	\$5,363,440	\$6,265,690	\$7,185,477	\$8,090,765	\$8,984,337	\$9,912,065	\$11,026,316	
% change/month	1.83%	-4.94%	-6.89%	-4.64%	-3.37%	-3.48%	0.64%	-0.21%	-0.74%	-0.61%	-0.19%	-4.23%	
% change/total	1.83%	-1.72%	-3.66%	-3.92%	-3.80%	-3.74%	-3.14%	-2.77%	-2.55%	-2.36%	-2.16%	-2.37%	-2.37%

2014

	Jan	Feb	March	April	May	June	July	August	Sept	October	November	December	Total
Madison	\$373,895	\$383,909	\$456,964	\$457,729	\$484,657	\$491,911	\$455,629	\$454,995	\$442,808	\$447,128	\$452,169	\$521,522	\$5,423,317
St. Clair	\$354,762	\$395,885	\$460,143	\$436,379	\$458,819	\$470,546	\$426,263	\$434,064	\$445,419	\$433,077	\$446,001	\$591,387	\$5,352,747
Monroe	\$42,321	\$39,665	\$47,587	\$47,796	\$52,206	\$49,022	\$47,357	\$46,167	\$50,056	\$48,920	\$49,552	\$52,714	\$573,362
Total Month	\$770,978	\$819,459	\$964,694	\$941,905	\$995,682	\$1,011,479	\$929,249	\$935,226	\$938,283	\$929,126	\$947,722	\$1,165,623	\$11,349,426
Cumulative Total	\$770,978	\$1,590,437	\$2,555,131	\$3,497,036	\$4,492,718	\$5,504,197	\$6,433,446	\$7,368,671	\$8,306,955	\$9,236,081	\$10,183,803	\$11,349,426	
% change/month	-3.01%	0.13%	4.90%	4.03%	3.35%	5.17%	2.99%	1.68%	3.64%	3.98%	2.16%	4.61%	
% change/total	-3.01%	-1.42%	0.88%	1.71%	2.07%	2.62%	2.68%	2.55%	2.67%	2.80%	2.74%	2.93%	2.93%

2015

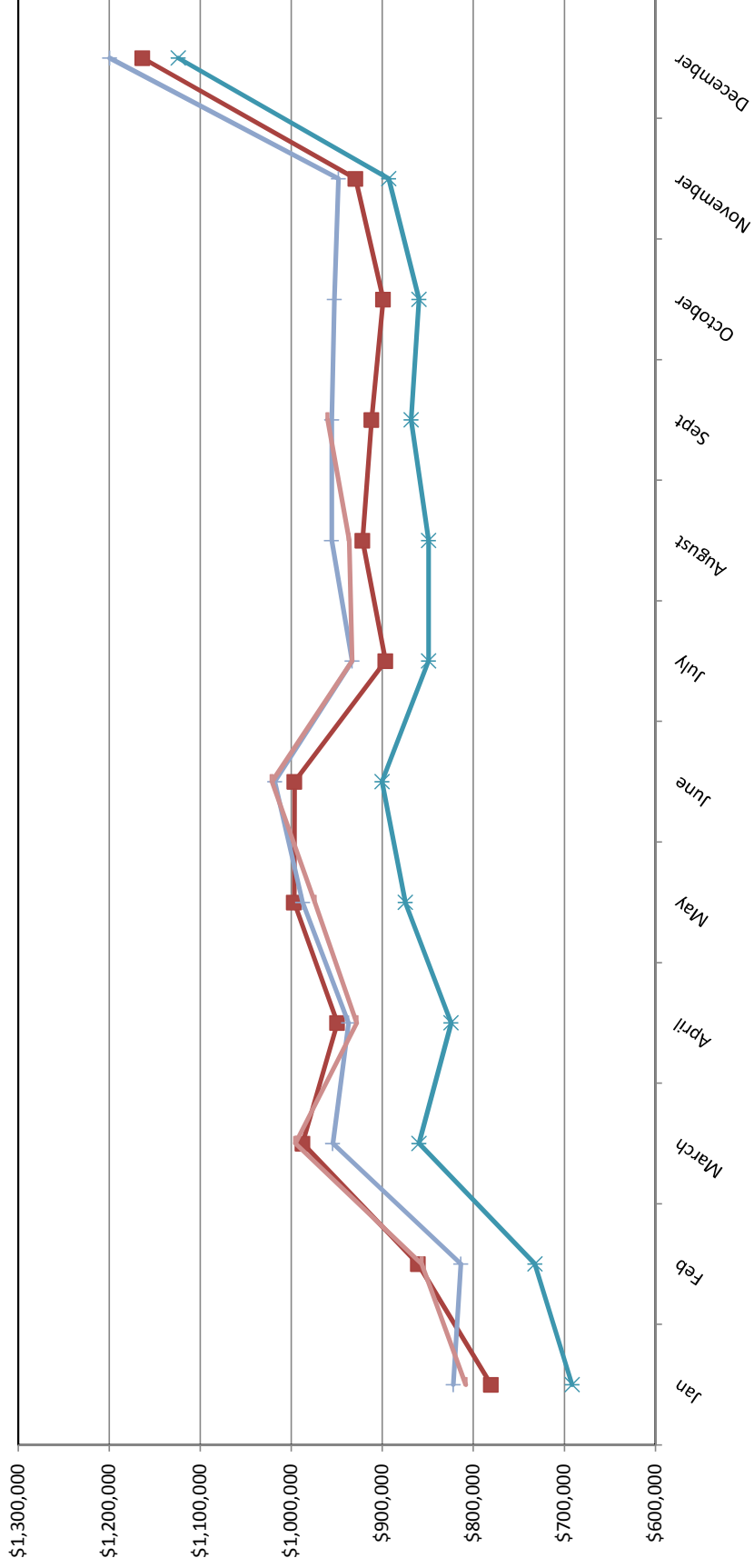
	Jan	Feb	March	April	May	June	July	August	Sept	October	November	December	Total
Madison	\$399,500	\$390,593	\$446,269	\$464,703	\$481,304	\$486,423	\$453,262	\$461,408	\$460,379	\$462,462	\$452,448	\$543,239	\$5,501,990
St. Clair	\$379,901	\$383,206	\$462,400	\$425,254	\$455,740	\$483,020	\$432,378	\$448,558	\$448,981	\$443,474	\$449,738	\$604,257	\$5,416,905
Monroe	\$42,760	\$39,903	\$45,866	\$47,189	\$50,546	\$48,723	\$47,636	\$45,837	\$46,257	\$46,831	\$46,048	\$52,198	\$559,793
Total Month	\$822,161	\$813,702	\$954,534	\$937,146	\$987,590	\$1,018,166	\$933,276	\$955,803	\$955,617	\$952,766	\$948,234	\$1,199,694	\$11,478,688
Cumulative Total	\$822,161	\$1,635,863	\$2,590,397	\$3,527,543	\$4,515,133	\$5,533,299	\$6,466,575	\$7,422,377	\$8,377,994	\$9,330,760	\$10,278,994	\$11,478,688	
% change/month	6.64%	-0.70%	-1.05%	-0.51%	0.87%	0.66%	0.43%	2.20%	1.85%	2.54%	0.05%	2.92%	
% change/total	6.64%	2.86%	1.38%	0.87%	0.50%	0.53%	0.51%	0.73%	0.86%	1.03%	0.93%	1.14%	1.14%

2016

	Jan	Feb	March	April	May	June	July	August	Sept	October	November	December	Total
Madison	\$395,852	\$411,203	\$475,278	\$456,249	\$478,524	\$494,024	\$452,132	\$458,210	\$470,096				\$4,091,566
St. Clair	\$372,259	\$406,919	\$474,256	\$423,758	\$448,782	\$480,827	\$436,971	\$434,488	\$445,274				\$3,923,534
Monroe	\$40,343	\$38,630	\$45,925	\$48,147	\$46,862	\$46,530	\$44,151	\$43,946	\$44,775				\$399,307
Total Month	\$808,455	\$856,751	\$995,459	\$928,154	\$974,167	\$1,021,380	\$933,254	\$936,644	\$960,144				\$8,414,408
Cumulative Total	\$808,455	\$1,665,206	\$2,660,665	\$3,588,818	\$4,562,986	\$5,584,366	\$6,517,619	\$7,454,264	\$8,414,408				
% change/month	-1.67%	5.29%	4.29%	-0.96%	-1.36%	0.32%	0.00%	-2.00%	0.47%				
% change/total	-1.67%	1.79%	2.71%	1.74%	1.06%	0.92%	0.79%	0.43%	0.43%				

# Flood Prevention District Sales Tax Trends 2009-2016

## Monthly Receipts 2009-2012-2015-2016



**SOUTHWESTERN ILLINOIS FLOOD PREVENTION DISTRICT COUNCIL  
SUPPLEMENTARY SUPPORTING SCHEDULE  
BANK TRANSACTIONS  
NOVEMBER 30, 2016**

Beginning Bank Balance November 1,		\$	728,154.99
Receipts			
UMB Bank, NA	11/14/2016 Funds Transfer / Construction		1,819,066.43
The Bank of Edwardsville	11/30/2016 Interest Income		349.59
		\$	1,819,416.02
Disbursements			
AT&T	11/01/2016 Tablet Service		32.12
Dorgan, McPike & Assoc, LTD	11/01/2016 Legal & Legislative		3,000.00
Hill International, Inc	11/01/2016 Expert Consultation		68,003.75
Sprague & Urban, Attorneys at Law	11/01/2016 Legal & Legislative		6,225.00
Hill International, Inc	11/01/2016 Expert Consultation		7,547.50
Smith Dawson & Andrews	11/01/2016 Government Relations		5,000.00
Office Depot	11/01/2016 Supplies		7.47
Microsoft Office	11/02/2016 Subscription		0.99
CliftonLarsonAllen LLP	11/07/2016 Fiscal Agent		2,200.00
Amec Foster Wheeler Environment & Infrast	11/10/2016 Design & Construction		262,160.08
Haier Plumbing	11/10/2016 Construction		248,184.50
Husch Blackwell	11/14/2016 Legal & Legislative		51,493.77
The Bank of Edwardsville	11/14/2016 Wire Fees		10.00
Columbia Capital	11/16/2016 Financial Advisor		900.00
Cost Less Copy Center	11/16/2016 Board Meeting Materials		166.00
Keller Construction Inc	11/16/2016 Construction		632,007.53
Keller Construction Inc	11/16/2016 Construction		457,355.06
The Lane Construction Corporation	11/16/2016 Construction		63,993.78
TREVIIICOS South	11/16/2016 Construction		9,967.31
The Bank of Edwardsville	11/16/2016 Wire Fees		15.00
The Bank of Edwardsville	11/16/2016 Wire Fees		15.00
The Bank of Edwardsville	11/16/2016 Wire Fees		15.00
The Bank of Edwardsville	11/16/2016 Wire Fees		15.00
Cockriel & Christofferson, LLC	11/17/2016 Mediation Services		3,000.00
AT&T	11/17/2016 Telephone		52.85
Columbia Capital	11/18/2016 Financial Advisor		367.50
CDW Government	11/18/2016 Supplies		123.82
Walmart	11/18/2016 Supplies		60.75
Cockriel & Christofferson, LLC	11/28/2016 Mediation Services		1,340.00
UMB Bank, NA	11/29/2016 Bond Trustee Services		1,298.50
The Bank of Edwardsville	11/30/2016 Bank Service Fee		17.56
		\$	1,824,575.84
		\$	722,995.17



Memo to: Board of Directors  
From: Chuck Etwert  
Subject: Release of Executive Session Minutes  
Date: December 19, 2016

Pursuant to the Open Meeting Act section 5ILCS 120/2.06(d) the attached Public Statement will be reported in open session.

The Board of Directors of the Southwestern Illinois Flood Prevention District Council will semi-annually review the minutes of all closed meeting and acknowledge (1) if the need for confidentiality still exists as to all or part of the minutes or (2) that the minutes or portions thereof no longer require confidential treatment and are available for public inspection.

Minutes no longer requiring confidentiality will be released in June and December of each calendar year.

Recommendation:

Accept the Public Statement identifying minutes that can be released and those that must remain confidential.





## PUBLIC STATEMENT

Pursuant to 5ILCS 120/2.06(d), the Board of Directors of the Southwestern Illinois Flood Prevention District Council reviewed the subject matter and discussion of the following meetings and now report in open session that the minutes of these meetings no longer require confidential treatment and are available for public inspection at the Council's office:

July 9, 2009	September 18, 2013	August 20, 2014
January 20, 2010	October 16, 2013	September 17, 2014
February 17, 2010	November 20, 2013	October 15, 2014
May 19, 2010	December 18, 2013	November 19, 2014
February 16, 2011	February 19, 2014	January 21, 2015
July 18, 2012	April 16, 2014	October 21, 2015
July 17, 2013	May 21, 2014	November 3, 2015
August 21, 2013	July 16, 2014	

Furthermore, the need for confidentiality still exists as to all or part of the following meeting minutes:

February 18, 2015	July 15, 2015	August 17, 2016
March 18, 2015	November 18, 2015	September 21, 2016
April 15, 2015	February 17, 2016	October 14, 2016
May 20, 2015	June 15, 2016	November 16, 2016
June 17, 2015	July 20, 2016	