



SOUTHWESTERN ILLINOIS FLOOD PREVENTION DISTRICT COUNCIL
BOARD OF DIRECTORS MEETING
September 20, 2017 7:30 am

Metro-East Park and Recreation District Office
104 United Drive, Collinsville, Illinois 62234

1. Call to Order
Ron Motil, Vice-President
2. Approval of Minutes of August 16, 2017
3. Public Comment on Pending Agenda Items
4. Program Status Report
Chuck Etwert, Chief Supervisor
5. Budget Update and Approval of Disbursements
Chuck Etwert, Chief Supervisor
6. Design and Construction Update
Jay Martin, Amec Foster Wheeler
7. Fiscal Agent Services
Chuck Etwert, Chief Supervisor
8. Audit Services
Chuck Etwert, Chief Supervisor
9. Change Orders – BP #5
AMEC Environment & Infrastructure
Chuck Etwert, Chief Supervisor

AGENDA

10. Amec Foster Wheeler Work Order #16 Amendment #1
Prairie Du Pont/Fish Lake Authorized Level Field Investigation and Design
AMEC Environment & Infrastructure
Chuck Etwert, Chief Supervisor
11. Update from Corps of Engineers
Tracey Kelsey, U.S. Army Corps of Engineers
12. Public Comment

Executive Session – (if necessary)
13. Other Business
14. Adjournment

Next Meeting: October 18, 2017

MINUTES

SOUTHWESTERN ILLINOIS FLOOD PREVENTION DISTRICT COUNCIL BOARD OF DIRECTORS MEETING

August 16, 2017

The regular meeting of the Board of Directors was held at the Metro-East Park and Recreation District Office, 104 United Drive, Collinsville, Illinois at 7:30 a.m. on Wednesday August 16, 2017.

Members in Attendance

Ron Motil, President (Chair, Madison County Flood Prevention District)
John Conrad, Secretary/Treasurer (Chair, Monroe County Flood Prevention District)
Bruce Brinkman, Monroe County Flood Prevention District
Tom Long, Madison County Flood Prevention District
Debra Moore, (Chair, St. Clair County Flood Prevention District)
Alvin Parks, Jr., St. Clair County Flood Prevention District
Ronald Polka, Monroe County Flood Prevention District

Members Absent

Paul Bergkoetter, Vice President (St. Clair County Flood Prevention District)
Jeremy Plank, Madison County Flood Prevention District

Others in Attendance

Robert Elmore, Monroe County Board Chair
Kurt Prenzler, Madison County Board Chair
Chuck Etwert, SW Illinois FPD Council
Steve Adler, Metro-East Sanitary District
Randy Cook, Amec Foster Wheeler Environment & Infrastructure
Tim Eagleton, FM Global
Mike Feldmann, U.S. Army Corps of Engineers
Gary Hoelscher, Millennia Professional Services
Larry Hofstetter, Prairie Du Pont Levee
David Human, Husch Blackwell LLP
Charles Juneau, Juneau Associates Inc.
Ronald S. Kaempfe, IUOE Local 520
Tracey Kelsey, U.S. Army Corps of Engineers
Kevin Koenigstein, Monroe County
Lance Lunte, Lochmueller Group
Jay Martin, Amec Foster Wheeler Environment & Infrastructure
Jack Norman, Illinois Groundwater Advisory Council
David Oates, Oates Associates

Brad Ruppert, Senator Dick Durbin
Chris Smith, City of Columbia
Don Sawicki, Metro-East Sanitary District
Herb Simmons, Easy Carondelet
Mike Sullivan, Prairie Du Pont Levee

Call to order

President Ron Motil noted the presence of a quorum and called the meeting to order at 7:30 am.

Mr. Motil asked for a roll call to confirm that a quorum was present and the following indicated their attendance.

Mr. Polka - absent
Mr. Brinkman – Present
Mr. Bergkoetter - absent
Mr. Conrad - Present
Mr. Long – Present
Dr. Moore – Present
Mr. Motil – Present
Mr. Parks – Present
Mr. Plank - absent

A quorum was present.

Approval of Minutes of July 19, 2017

Mr. Motil asked for a motion to approve the minutes of the Board meeting held on July 19, 2017. A motion was made by Mr. Long, seconded by Dr. Moore, to approve the minutes of the Board meeting held on July 19, 2017. Mr. Conrad called the roll and the following votes were made on the motion:

Mr. Polka - absent
Mr. Brinkman – Aye
Mr. Bergkoetter - absent
Mr. Conrad - Aye
Mr. Long – Aye
Dr. Moore – Aye
Mr. Motil – Aye
Mr. Parks – Aye
Mr. Plank - absent

The motion was approved.

Mr. Polka arrived after the vote.

Public Comment on Pending Agenda Items

Mr. Motil asked if there were any comments from the public on any agenda item on today's agenda. There were none.

Program Status Report

Mr. Motil asked Mr. Etwert to provide a status report for the project.

He indicated, approximately 96.1% of the \$74.3 million of construction, involved in all ten current construction bid packages, had been completed thru July. The amount of work completed during the month was only \$151,160. The total amount of construction completed is \$71.4 million. There is just under 3.0 million dollars' worth of 100-Year accreditation construction remaining to be completed.

The river as of yesterday, was 8.45 feet and is finally receding to an elevation where contractors are able to work. It is predicted to continue to recede over the next two weeks. Major items still needing to be completed are the East St. Louis 126 Inch Sewer Rehabilitation, the MESD clay cap, and the four remaining relief wells in the Wood River area.

There has be no update on the Council/Corps' request for the reallocation of a portion of the FY 2017 Work Plan funds from the Wood River area to the East St. Louis area. The reallocation process, if successful, would be at the end of the year.

With the Corps of Engineers utilizing a Risk Informed Design Process in all areas, Amec Foster Wheeler has evaluated if waiting for a Risk Assessment and Supplemental Report in the Prairies Du Pont/Fish Lake Levee System would be beneficial. Reviewing the risk factors used for the Phase I solutions, it is doubtful there would be a reduction in costs and noted that the Risk Assessment and Supplemental Report process would delay the installation of flood protection features in the area protected by the Prairie Du Pont/Fish Lake Levee System. Therefore, Amec Foster Wheeler will continue to move forward with the solutions, currently identified by the Corps, using the current Factor of Safety design method.

The Board was provided a copy of Amec Foster Wheeler's Monthly Progress Report for August.

Mr. Motil asked for a motion to accept the Program Status Report for August 2017. A motion was made by Mr. Parks to accept the Program Status Report for August 2017. Mr. Brinkman seconded the motion. Mr. Conrad called the roll and the following votes were made on the motion:

Mr. Polka - Aye
Mr. Brinkman – Aye
Mr. Bergkoetter - absent

Mr. Conrad - Aye
Mr. Long – Aye
Dr. Moore – Aye
Mr. Motil – Aye
Mr. Parks – Aye
Mr. Plank – absent

The motion was approved unanimously.

Budget Update and Approval of Disbursements

Mr. Motil asked Mr. Etwert to provide a report.

Mr. Etwert noted that the financial statement for July 2017 prepared by our fiscal agent, CliftonLarsonAllen was included in the materials sent for the meeting. The report included an accounting of revenues and expenditures for the month ending July 31, 2017, as compared to the fiscal year budget.

Accrued expenditures for the current fiscal year beginning on October 1, 2016 are \$31,521,888 while revenues amounted to \$10,267,387 resulting in a deficit of \$21,254,501. A total of \$29,192,280 is held by the counties in their respective FPD sales tax funds and is available for the Council's use on the project.

Monthly sales tax receipts of \$1,045,182 for May 2017 (the latest month reported by the Illinois Department of Revenue) were up 7.29% from last year. This is the highest amount ever collected in May and is the seventh month in a row with the highest receipts collected for that particular month. Receipts are up 4.34% from last year, which was our highest year.

The report included a list of bank transactions for July 2017. Total disbursements for the month were \$438,390.32. The largest payments were to Haier Plumbing BP #4 , Keller Construction for BP #3 & #5, and Amec Foster Wheeler.

Also, for the Board's review and anyone else who was interested, Mr. Etwert provided copies of each transaction, which was represented on the July 2017 Bank Transaction Schedule prepared by CliftonLarsonAllen.

Mr. Etwert recommended that the Board accept the budget report and disbursements for June 2017.

Mr. Motil asked for a motion to accept Mr. Etwert's budget report and disbursements for July 2017. A motion was made by Mr. Parks, seconded by Mr. Long, to accept the budget report and approve the disbursements for July 2017. Mr. Conrad called the roll and the following votes were made on the motion:

Mr. Polka - Aye

Mr. Brinkman – Aye
Mr. Bergkoetter - absent
Mr. Conrad - Aye
Mr. Long – Aye
Dr. Moore – Aye
Mr. Motil – Aye
Mr. Parks – Aye
Mr. Plank - absent

The motion was approved unanimously.

Design and Construction Update

Mr. Motil called on Jay Martin, Amec Foster Wheeler’s program manager, to provide a report. Mr. Martin used a PowerPoint® presentation to illustrate his remarks. His presentation focused on the construction status of each bid package, FEMA Certification Update, and the Authorized Level (500-Year) Design as follows:

Construction Status

Bid Package 2B – WR/MESD/PdP Pump Stations

- Punch List work ongoing

Bid Package 3 – Wood River Seepage Improvements

- Abandonment of 6 relief wells remain.

Bid Package 4 – MESD Seepage Improvements (Conoco Phillips)

- Piezometer installation in progress.
- Finish Grading and Site Restoration work ongoing.
- Punch List work ongoing.

Bid Package 5 – MESD Seepage Improvements

- Clay Cap has begun – 20% complete

This reach of clay cap will require – 12,000 truckloads of imported clay material.

The contractor is working 10+ hour days, 6 days a week.

Bid Package 5A – East St. Louis Sewer

- The contractor mobilized 08 August.
- Bypass pumping and cleaning of the 126” host pipe ongoing

Bid Package 7B – Wood River Lower (Deep) Cutoff Wall

- Installation of 4 relief wells remain

The contractor plans to mobilize mid August

Change order to the Board today to construct higher drilling platforms to complete the relief well installation

Cost to Complete Remaining Work

Bid Package 2B – WR/MESD/PdP Pump Stations

- Pump Station Sites: 05, 10, 12, 16 = \$4,406

Bid Package 3 – Wood River Seepage Improvements

- RW Abandonments = \$17,304

Bid Package 4 – MESD Seepage Improvements (Conoco Phillips)

- RCP Replacement = \$15,080
- Base Scope (PZ’s & Site Restoration) = \$81,986

Bid Package 5 – MESD Seepage Improvements

- Base Scope (Clay Cap & Site Restoration) = \$1,878,726

Bid Package 5A – East St. Louis Sewer Liner

- ESL Sewer Liner = \$499,355

Bid Package 7B – Wood River Lower (Deep) Cut-off Wall

- Relief Wells & Site Restoration = \$430,228

Next he presented the river level charts for Bid Packages 5A and 7B which reflected the receding river elevations and the river levels needed for work to be accomplished.

Construction Photos

- **Bid Package 5 – MESD – Clay Cap Keyway Excavation**
- **Bid Package 5 – MESD – Clay Cap Compaction**
- **Bid Package 5 – MESD – Clay Cap Material Placement**
- **Bid Package 5 – MESD – Clay Cap Material Placement**

He next discussed the FEMA Certification packages.

FEMA Certification Update

Upper Wood River (Madison County FEMA Flood Insurance Rate Maps)

- Submitted (by USACE March, 2017)

Wood River East & West Forks (Madison County FEMA Flood Insurance Rate Maps)

- Submitted (December, 2016)

FEMA is backlogged and has not started review yet

No indication of when review will begin

Lower Wood River (Madison County FEMA Flood Insurance Rate Maps)

- Awaiting completion of 4 relief wells in bid package 7B
- Efforts are underway preparing the package

MESD (Madison & St. Clair Counties FEMA Flood Insurance Rate Maps)

- Pending completion of Bid Packages 2B, 4, 5, & 5 A
- Construction completion 3rd Quarter 2017
- Submit required documents to USACE by Dec 31, 2017

Prairie du Pont & Fish Lake (St. Clair & Monroe Counties FEMA Flood Insurance Rate Maps)

- Submit to FEMA on July 6, 2017
- Received acknowledgement letter from FEMA (7 August)

Next, he provided a summary of the FEMA Certification by Levee/County.

Levee System	County/Flood Maps	Certification	Proposed
Upper Wood River	Madison	Submitted	
East/West Forks	Madison	Submitted	
Lower Wood River	Madison	7B- Relief Wells	September 2017
Metro East Sanitary District (MESD)	Madison/St. Clair	2B, 4, 5, & 5A (Clay cap & Sewer Rehab)	To the USACE in December 2017
Prairie Du Pont/Fish Lake (PDP/FL)	St. Clair/Monroe	Submitted	

Next, Mr. Martin discussed the status of the Authorized Level (500-Year) Design.

Authorized Level (500-Year) Design

Wood River – Bid Packages 8, 9, and 10

- Bid Package 8 design is underway
 - 27 Relief Wells & 1 Pump Station
 - USACE required Value Engineering Study is underway this week
 - Remaining borings are being completed this week
- LWR Risk Assessment & Supplemental Report (2 year duration)
 - Required because USACE Total Project Cost increased by more than 20%
 - Started in December 2016
 - Potential Failure Mode Analysis (PFMA) meeting was May 1-5, 2017
 - Expert Opinion Elicitation (EOE) Meeting #1 held July 10-14
 - EOE Meeting #2 underway this week
- Bid Packages 9 & 10 on hold pending USACE Risk Assessment & Supplemental Report

MESD – Bid Packages 11, 12/13, and 14

- Bid Package 11
 - Relief Wells

On Hold, pending USACE risk informed solution

- Bid Packages 12/13

Relief Wells and 1 Pump Station

On Hold, pending USACE risk informed solution

- Bid Package 14

USACE required Value Engineering Study has been completed

Finishing up design of the package

Package will be “on the shelf” pending USACE risk informed solution

- MESD Deep Cutoff Wall

Task order today for drilling and laboratory services

Continue working with Chuck and USACE on scope for design of the wall

Prairie Du Pont & Fish Lake - Bid Packages 15, 16, & 17

- Bid Package 15 (PDP Work in St. Clair County)

57 relief wells, 10 seepage berm, 1 new pump station

- Bid Package 16 (PDP Work in Monroe County)

40 relief wells, 7 seepage berms

- Bid Package 17 (Fish Lake Work in Monroe County)

71 relief wells, 6 seepage berms, 1 pump station

- Section 408 Contributed Funds Agreement

For USACE review of PDP/FL designs as part of Section 408 review

Comments have been issued to USACE

Execution at USACE District level

Lastly, he mentioned the Risk review the USACE is currently performing in MESD.

Mr. Motil asked where the contractor would obtain all the clay needed for the clay cap. Mr. Cook indicated from a large borrow pit located in the area. Mr. Motil asked if there were any other questions of Mr. Martin. There were none.

Mr. Motil asked for a motion to accept Mr. Martin's Design and Construction Update report. A motion was made by Mr. Brinkman, with a second by Mr. Parks, to accept the Amec Foster Wheeler Design and Construction Update report. Mr. Conrad called the roll and the following votes were made on the motion:

Mr. Polka - Aye
Mr. Brinkman – Aye
Mr. Bergkoetter - absent
Mr. Conrad - Aye
Mr. Long – Aye
Dr. Moore – Aye
Mr. Motil – Aye
Mr. Parks – Aye
Mr. Plank - absent

The motion was approved unanimously.

FY 2018 Flood Prevention District Council Budget

Mr. Motil asked Mr. Etwert to present the proposed budget.

He explained, by law, the Council's budget must be adopted by August 31 of each year for the fiscal year beginning October 1. The budget must be submitted to the county boards for approval after which they have 30 days to act on it. A draft budget was presented to the Board of Directors at the July meeting. Accompanying the draft budget were tables providing details on

the project expenditures, estimated revenues and expenses for the next fifteen months, and potential Authorized Level funding.

The FY 2018 budget focuses on the completion of all construction needed to achieve FEMA accreditation. Unfortunately, during FY 2017, we again experienced delays due to high river conditions. This has pushed completion of construction back to almost the end of this year. This, coupled with FEMA having a backlog of work, has moved the anticipated accreditation date back to late 2018 or early 2019.

The Council will enter FY 2018 with the ten current construction contract packages being over ninety-six percent complete. The three major construction items remaining to be completed are the East St. Louis 126-inch Sewer Rehabilitation, the MESD clay cap, and four remaining relief well in the Wood River area.

Certification reports have been submitted to FEMA for the Wood River East & West Forks, Upper Wood River and Prairie Du Pont & Fish Lake. Lower Wood River is scheduled for this October and MESD spring 2018.

The FEMA accreditation process is anticipated to take at least eight month to twelve months.

He indicated, the recommended FY 2018 budget , as shown in Table 1, is the same as presented in July.

Authorized Level Work Orders were adjusted slightly, to include the Life-Cycle Cost Analysis Work Order, which would be discussed later in the agenda.

In general, expenditures for next budget year are based on completion of the 100 Year Level of Protection Projects, and the continuation of the 500-Year Authorized Level Projects.

All key assumptions presented with the draft budget last month remain the same.

Key assumptions are:

1. All 100-Year Level project construction will be completed by November 30, 2017 and FEMA certification will be achieved by the end of 2018.
2. The level of Council staffing does not change in FY 2018, and general and administrative costs continue to remain a very small portion of the project expenditures (less than 1%). Staff resources continue to be supplemented by the significant use of consulting and professional services.
3. In accordance with the bond indenture, all sales tax receipts are intercepted by the Trustee and any surpluses after payment of debt service and Council administrative costs will be transferred back to the county FPD funds for use in future project financing. These transfers are shown as expenditures in the budget.

4. A 10% construction cost contingency is included for all construction on all projects currently being built or to be built.
5. Sales tax revenue is estimated to increase by 2.00% over the estimated receipts for the current year. Our current increase level thru July of this year is 3.54%. Interest income is based on information received from our financial advisor
6. Funding for Corps of Engineers' oversight on FPD design and construction has been included. These funds will satisfy the Corps of Engineers' five percent cash requirement on future projects constructed by the Corps and may in some instances satisfy a small portion of the Work In-Kind requirement.
7. The Council will continue to work with levee districts in establishing funding sources, where and if needed, for the maintenance and operations of the 100-Year Improvements and Authorized Level Improvements being built.
8. County FPD sales tax funds will be used for the 500-Year Authorized Level Projects, after all of the Council's funds have been utilized.
9. The budget has been developed to provide flexibility to coincide with the Corps of Engineers, now utilizing the Risk Informed Process, to determine individual project risk Factors, which could change project priorities and design responsibilities between the Corps and Amec Foster Wheeler.

Except for the adjustments to Table 2 for the Life-Cycle Cost Analysis Work Order, Tables 2, 3, and 4 are the same as presented last month.

Table 2 provides more details on the project expenditures for design, construction management, and construction.

Table 3 compares expenses to revenues between 7/1/2017 and 9/30/2018. The table illustrates, all 2010 Bond Issue construction funds have been spent, the amount of available 2015 Bond Issue construction funds is \$45,097,276, and total amount of individual County FPD funds is \$29,192,280.

Table 4 illustrates potential Authorized Level funding is approximately \$91.0 million.

These tables and the draft budget illustrate that the Council will meet its goal of achieving FEMA certification with the revenue available from the dedicated FPD sales tax and have sufficient funds available for Authorized Level improvements. Easements, high river stages, construction alternatives and construction delays have push accreditation back the last two years, but the Council is well on the way to achieving accreditation in late 2018 or early 2019.

Mr. Etwert requested approval of the proposed FY 2018 annual budget for the Council and authorization to submit it to the Boards of Madison, Monroe, and St. Clair Counties as presented.

He offered to answer any questions that anyone had concerning the budget.

Hearing no questions, Mr. Motil asked for a motion to approve the FY 2018 Flood Prevention District Council Budget as presented and authorize the forwarding of it to the Boards of Madison, Monroe, and St. Clair Counties. A motion was made by Dr. Moore, with a second by Mr. Parks to approve the FY 2018 Flood Prevention District Council Budget as presented and authorize the forwarding of it to the Boards of Madison, Monroe, and St. Clair Counties. Mr. Conrad called the roll and the following votes were made on the motion:

Mr. Polka - Aye
Mr. Brinkman – Aye
Mr. Bergkoetter - absent
Mr. Conrad - Aye
Mr. Long – Aye
Dr. Moore – Aye
Mr. Motil – Aye
Mr. Parks – Aye
Mr. Plank - absent

The motion was approved unanimously.

FY 2017 Flood Prevention District Council Annual Report

Mr. Motil asked Mr. Etwert to explain this item.

Mr. Etwert explained by law, the Council must submit an Annual Report to each county board describing activities for the past year. We generally submit this report with our annual request for approval of our budget.

The report simply chronicles the activities of the last year and builds on previous reports, so it is actually a summary of the Council's cumulative activities since its inception in June 2009.

With the Council's approval he will submit the Annual Report to the Counties.

Mr. Motil asked for a motion to accept the Annual Report and authorize the Chief Supervisor to submit the FY 2017 Flood Prevention District Council Annual Report to the Boards of St. Clair, Madison, and Monroe Counties. A motion was made by Mr. Long with a second by Mr. Brinkman to accept the Annual Report and authorize the Chief Supervisor to submit the FY 2017 Flood Prevention District Council Annual Report to the Boards of St. Clair, Madison, and Monroe Counties. . Mr. Conrad called the roll and the following votes were made on the motion:

Mr. Polka - Aye
Mr. Brinkman – Aye
Mr. Bergkoetter - absent
Mr. Conrad - Aye
Mr. Long – Aye
Dr. Moore – Aye
Mr. Motil – Aye
Mr. Parks – Aye
Mr. Plank - absent

The motion was approved unanimously.

Change Order – BP #7B

Mr. Motil asked Mr. Randy Cook of Amec Foster Wheeler to explain the change orders.

Mr. Cook indicated, as discussed at last month’s meeting, Amec Foster Wheeler has developed an alternate dewatering solution with the contractor on Bid Package #7B , in order, to install the four remaining relief wells in Madison County regardless of the river elevation and keep on the current schedule for obtaining FEMA certification. He then explained the following change order.

Bid Package 7B – Relief Well Drilling Alternate Solution – \$148,674.63

The contractor is required by contract to establish and maintain a minimum 7-foot of head differential in the drill hole above the piezometric level in the sand aquifer. Typically, this head differential is accomplished naturally due to low groundwater elevations or by building relatively small drilling platforms out of aggregate that are removed upon surface completion of the well. Currently, the contractor has 4-foot tall drilling platforms set-up on two of the four remaining relief wells. Three relief wells in this contract have been installed with similar platforms so their plan was to complete two relief wells and recycle the aggregate to build the remaining drilling platforms.

In order to expeditiously complete this contract, the contractor has proposed building large drilling platforms at all four of the remaining relief well locations. The two platforms that are currently built will be extended by an additional 4-feet and the other two will be built full height to 8-feet above existing ground surface. Increasing the platform height will increase the head differential as well as establish nearly all-weather access to the site, thus greatly increasing the chance of successful installation.

Currently, the river elevation is trending downward toward the target elevation of 402.0. However, as noted in previous meetings, the irregularity of river elevations in the last 12 months has prohibited installation of the remaining relief wells to this point due to the lack of head differential

and access to the site. It is the recommendation of Amec Foster Wheeler to preemptively construct the platforms in the event the river elevation reaches an unworkable elevation yet again.

There was a brief discussion regarding cost and the necessity of building the higher work platforms to provide the needed head differential and eliminate the need for more costly dewatering.

After waiting for the river level to go down for over a year, Mr. Cook indicated that the contractor would be moving forward with this change order regardless of the current river level projections in order to remain on the accreditation schedule.

He discussed how the window in the deep cutoff wall required the installation of these four relief wells and affected the ground water table in the area.

Mr. Etwert discussed slowness of the river level to recede, and the economical decision of having an opening in the cutoff wall versus a complete shutdown and rebuilding of the road.

Mr. Cook indicated that the work would occur even with normal fluctuations in the river.

Mr. Motil asked for a motion to approve the requested change order for Bid Package 7B – Relief Well Drilling Alternate Solution in the amount of \$148,674.63 with TREVIICOS South. A motion was made by Mr. Polka, with a second by Mr. Parks to approve the requested change order, as recommended by the Chief Supervisor, for Bid Package 7B – Relief Well Drilling Alternate Solution in the amount of \$148,674.63 with TREVIICOS South.

Mr. Conrad called the roll and the following votes were made on the motion:

Mr. Polka - Aye
Mr. Brinkman – Aye
Mr. Bergkoetter - absent
Mr. Conrad - Aye
Mr. Long – Aye
Dr. Moore – Aye
Mr. Motil – Aye
Mr. Parks – Aye
Mr. Plank - absent

The motion was approved unanimously.

The following pending change orders were also provided to the Board.

Pending Change Orders:

Bid Package 05 – Hybrid Clay Cap Topsoil (Cost unknown)

A Change order may be needed to compensate for any additional topsoil that needs to be hauled in to cover a revised clay cap design. It is assumed that the material that is being excavated from the levee will be suitable for reuse as topsoil, but in the event that it is unsuitable, clean topsoil will need to be imported at a cost to the FPD Council. This is pending completion of the clay cap, and will be towards the end of the project. Estimated to be presented in 2017.

Bid Package 7B – Relief Well 1038D Abandonment

A change order may be necessary to abandon a failed relief well installation.

Prairie Du Pont/Fish Lake Authorized Level Project Summary Report (Phases I & II)

Mr. Motil asked Mr. Cook to explain this item.

Mr. Cook explained that approximately a year ago, Amec Foster Wheeler presented to the Board Phase I of the Prairie Du Pont/Fish Lake Authorized Level Project Summary Report, which involved Bid Package #15. They have now received from the Corps of Engineers the Phase II solutions for the Prairie Du Pont/Fish Lake Levee System.

With this additional information, Amec Foster Wheeler has updated the report, revised cost estimates and identified new bid packages. There will now be three bid packages.

Bid Package #15 has been revised to include the portion of improvements along the Prairie Du Pont Levee System that are within the St. Clair County limits. It includes the abandonment of 53 existing relief wells and the construction of 57 new relief wells, ten new seepage berms, and one new pump station.

Bid Package #16 includes the portion of improvements on the Prairie Du Pont Levee System from the St. Clair/Monroe County line south to Interstate 255. It includes the abandonment of 37 existing relief wells and the construction of 40 new relief wells and seven new seepage berms.

Bid Package #17 includes the portion of improvements on the Fish Lake Levee System from Interstate 255 to the end of the southern flank. It includes the abandonment of 47 existing relief wells and the construction of 71 new relief wells, six new seepage berms, and the construction of one a larger pump station.

The preliminary cost estimate of the three bid packages is just over \$41 million dollars, and includes land acquisition and a twenty percent contingency. Refinements to seepage material costs are anticipated to reduce this initial estimated costs.

There was a brief discussion concerning the size of the three bid packages, the possibility of combining of the three packages, the availability of funding for the three packages, and the effect of bid package size related to the utilization of local contractors.

Mr. Martin indicated Amec Foster Wheeler felt the bid packages proposed were large enough to draw a fair number of bidders to get competition plus the economy of scale, without making them so big that bidders are limited.

Mr. Etwert indicated available funding was dependent on the Wood River Risk Assessment /Supplemental Report findings (currently scheduled to be completed in 2019), the revised Corps of Engineers cost estimate for MESD (currently scheduled for September 2017), and the refinement of the Prairie Du Pont/Fish Lake preliminary cost estimates presented. He referred to the reduction of the estimated costs of the FEMA accreditation as design and construction was accomplished. Hopefully, the same would occur, with the estimated Authorized Level costs.

Mr. Cook indicated that the sizes proposed are similar to previous bid packages, which has resulted in local contractors being successful bidders. He also, mentioned the advantages that the successful bidder of the first package may have.

He indicated that local Illinois contractors were considered to be contractors located in the three Council District counties.

Mr. Martin indicated that the bid packages proposed were the current blue print, subject to modification, and that Amec Foster Wheeler would be back next month with an amended fee estimate to include the additional work identified by the Corps of Engineers.

There was a brief discussion regarding the number of relief wells being proposed, and could some be eliminated with additional berms to reduce maintenance and operating costs. Mr. Cook indicated that this would be definitely looked at as the design process proceeded, but basically the number of new proposed relief wells is the same number of wells originally proposed in the 1960's.

The existing wells are creosote and are being abandoned due to useful life. They would be grouted and filled over. Berms will be utilized as much as possible.

There was a brief discussion on the estimated cost of the Authorized Level of Protection. Mr. Etwert indicated that he had some numbers, there have been some adjustments, but he was still waiting for the Corps of Engineers for cost estimates in Wood River and MESD.

Lastly, there was a brief discussion on operating and maintenance of the improvements being built by the Council. Mr. Etwert indicated that this would be addressed later in the meeting with

the Amec Foster Wheeler Work Order #17 - Life-Cycle Cost Analyses for FEMA Improvements. He indicated that Amec Foster Wheeler would develop the estimated costs for operation and maintenance of the facilities being built by the Council in each Levee District and Husch Blackwell will be working with each of the Levee Districts to determine different alternatives that each Levee District could possibly utilize to generate additional revenue to cover the increased costs. The alternatives proposed will be dependent on how each Levee District is financially structured.

The Council's responsibility is to stabilize the levees. The improvements upon completion are turned over to the Levee District where the improvements are located. The Council will assist each Levee District in developing revenue alternatives, but it will be up to each Levee District to determine how to proceed in generating additional funding. The Council cannot force a Levee District to generate funds in any particular manner.

Mr. Motil suggested that possibly after the Authorized Level projects are completed and the current bonds were paid off in the year 2040, with action by the legislature, maybe something could be derived to possibly to extend the tax for maintenance to assist the Levee Districts.

Mr. Motil asked for a motion to accept Amec Foster Wheeler's Prairie Du Pont/Fish Lake Authorized Level Project Summary Report and Project Cost Estimate dated August 16, 2017. A motion was made by Mr. Long with a second by Mr. Parks to accept Amec Foster Wheeler's Prairie Du Pont/Fish Lake Authorized Level Project Summary Report and Project Cost Estimate dated August 16, 2017.

Mr. Conrad called the roll and the following votes were made on the motion:

- Mr. Polka - Aye
- Mr. Brinkman – Aye
- Mr. Bergkoetter - absent
- Mr. Conrad - Aye
- Mr. Long – Aye
- Dr. Moore – Aye
- Mr. Motil – Aye
- Mr. Parks – Aye
- Mr. Plank - absent

The motion was approved unanimously.

Amendments to Amec Foster Wheeler Work Orders #1, #2, #3, & #14

Mr. Motil asked Mr. Cook to explain this item.

Mr. Cook explained, with the completion of the 100-Year projects taking longer than originally anticipated and design and construction responsibilities changing as a result the Corps' utilization of the Risk Informed Design Process, there are four Work Orders with Amec Foster Wheeler that need to be amended for Period of Performance and/or funding authorization.

He explained the following four work orders.

Work Orders with Funding and/or Period of Performance Adjustments:

Work Order #1 – Program Management Services - Amendment 4

Extending Period of Performance from December 31, 2017 to December 31, 2019
Authorized Funding increase of \$400,000, from \$2,169,600 to \$2,569,600

Work Order #2 – Preliminary Design Services - Amendment 2

Authorized Funding deduction of \$602,000, from \$3,220,494 to \$2,618,494

Work Order #3 – Subsurface Investigation/Relief Well Testing - Amendment 5
Construction Services

Authorized Funding increase of \$110,000, from \$6,888,333 to \$6,998,333

Work Order #14 – Metro East Sanitary District Authorized Level - Amendment 3
Field Investigation and Design

Authorized Funding increase of \$851,600 from \$6,077,432 to \$6,929,032

Mr. Cook indicated that this was for additional borings. There was a brief discussion on how this cost has come about. Mr. Cook indicated that the Corps of Engineers requested just recently that the Council perform the borings, that were needed for the MESD Deep Cutoff Wall Design.

Mr. Feldmann indicated that this was work that was being accelerated a year early, to be prepared for potential funds, it was originally scheduled for next year.

Mr. Etwert confirmed that the funds would be part of the Council's required thirty-five percent cost share funding. Funds can be spent now or later, but the non-federal cost amount will be thirty-five percent. A minimum five percent cash is required with the remaining portion being Work In-Kind Credit.

The amount of funds reallocated from the Wood River area to the MESD area will determine whether the Corps of Engineers or Amec Foster Wheeler designs the cutoff wall. The additional borings will be needed, regardless, who designs the wall.

Mr. Etwert confirmed again, that the funds, if not spent now, would be spent in the future and would be part of the Council's thirty-five percent share. The Project Partnership Agreement (PPA) with MESD and the Corps of Engineers allows for the use of accelerated funding.

It was questioned if all of the borings were necessary, considering all the borings that have been performed to date. Mr. Martin indicated, the additional borings, were needed to provide the needed accurate details for the design of this last deep cutoff wall required for this reach.

Mr. Cook indicated that it will assist in defining the depth and cost of the wall.

Mr. Etwert reiterated that the Corps has requested these borings and the Corps of Engineers controls the Authorize Level of Protection. The Council really doesn't have much choice. If the Deep Cutoff Wall is going to be designed to the Authorized Level, the Corps feels that these borings are required for ultimate design.

Mr. Motil asked for a motion to authorize the Chief Supervisor to execute Work Order Amendments with Amec Foster Wheeler for: 1) Work Order #1 – Program Management Services - Amendment 4, extending the Period of Performance to December 31, 2019 and increasing the authorized level of funding by \$400,000, from \$2,169,600 to \$2,569,600, and 2) Work Order #2 – Preliminary Design Services - Amendment 2, decreasing the authorized funding by \$602,000, from \$3,220,494 to \$2,618,494, and 3) Work Order #3 – Subsurface Investigation/Relief Well Testing Construction Services - Amendment 5, increasing the authorized funding by \$110,000, from \$6,888,333 to \$6,998,333, and 4) Work Order #14 – Metro East Sanitary District Authorized Level - Amendment 3, increasing the authorized funding by \$851,600, from \$6,077,432 to \$6,929,032 for a net increase of \$759,600.

A motion was made by Mr. Parks with a second by Mr. Brinkman to authorize the Chief Supervisor to execute Work Order Amendments with Amec Foster Wheeler for: 1) Work Order #1 – Program Management Services - Amendment 4, extending the Period of Performance to December 31, 2019 and increasing the authorized level of funding by \$400,000, from \$2,169,600 to \$2,569,600, and 2) Work Order #2 – Preliminary Design Services - Amendment 2, decreasing the authorized funding by \$602,000, from \$3,220,494 to \$2,618,494, and 3) Work Order #3 – Subsurface Investigation/Relief Well Testing Construction Services - Amendment 5, increasing the authorized funding by \$110,000, from \$6,888,333 to \$6,998,333, and 4) Work Order #14 – Metro East Sanitary District Authorized Level - Amendment 3, increasing the authorized funding by \$851,600, from \$6,077,432 to \$6,929,032 for a net increase of \$759,600.

Mr. Conrad called the roll and the following votes were made on the motion:

Mr. Polka - Aye
Mr. Brinkman – Aye
Mr. Bergkoetter - absent
Mr. Conrad - Aye
Mr. Long – Aye
Dr. Moore – Aye

Mr. Motil – Aye
Mr. Parks – Aye
Mr. Plank - absent

The motion was approved unanimously.

Amec Foster Wheeler Work Order #17

Mr. Motil asked Mr. Cook to explain this item.

He explained, under Work Order #17, Amec Foster Wheeler will be preparing life cycle costs for each of the FEMA flood protection bid packages that have been constructed, as part of the Council's intent to work with each levee district in establishing funding sources, if needed, for the maintenance and operation of the 100-Year Improvements.

Amec Foster Wheeler will prepare a report for each levee district that summarizes the anticipated annual costs for the life of the feature (relief wells, pipe systems, pump stations, and all other improvements) with detailed backup and cost buildup included.

Life cycle costs will be prepared for the following Bid Packages:

- Bid Package 01 – Gravity Drain and toe Drain Rehabilitation
- Bid Package 2A – Fish Lake Levee District Pump Station
- Bid Package 2B – Levee Pump Stations
- Bid Package 2C – Pump Station Site 12 Force Mains
- Bid Package 03 – Underseepage Control Improvements
- Bid Package 04 – Seepage Control Improvements and Pump Station Site 09 (Phillips reach #2) (MESD Station 1209+00 to 1242+00)
- Bid Package 05 – Seepage Control Improvements
(Excludes MESD Station 1209+00 to 1242+00)
- Bid Package 06 – Seepage Control Improvements
- Bid Package 7A – Upper Cutoff Wall
- Bid Package 7B – Lower Cutoff Wall

The amount of the Work Order is \$92,000.

There was a brief discussion on the design life of the improvements being constructed. Mr. Cook indicated that each feature has a different design life, but generally the length of time is fifty years or more. The life cycle reports will identify the design life of each feature built.

Mr. Motil asked for a motion to authorize the Chief Supervisor to execute Work Order #17 with Amec Foster Wheeler Environment & Infrastructure Inc. for the Life-Cycle Cost Analyses for FEMA Improvements in the amount of \$92,000.

There was a brief discussion on the operation and the maintenance of the levee systems. Mr. Etwert confirmed that a report would be provided to each levee district and would identify what

would be needed to operate and maintain the improvements built for the 100-Year certification for that particular levee system.

Mr. Cook indicated that operation and maintenance plans were being developed, for each improvement constructed, under a different work order and would also be provided to each levee district. The four separate reports being prepared under Work Order #17 were for life cycle costs.

A motion was made by Mr. Long with a second by Mr. Parks to authorize the Chief Supervisor to execute Work Order #17 with Amec Foster Wheeler Environment & Infrastructure Inc. for the Life-Cycle Cost Analyses for FEMA Improvements in the amount of \$92,000. Mr. Conrad called the roll and the following votes were made on the motion:

- Mr. Polka - Aye
- Mr. Brinkman – Aye
- Mr. Bergkoetter - absent
- Mr. Conrad - Aye
- Mr. Long – Aye
- Dr. Moore – Aye
- Mr. Motil – Aye
- Mr. Parks – Aye
- Mr. Plank - absent

The motion was approved.

Corps of Engineers Update

Mr. Motil asked Ms. Kelsey to provide the report from the Corps.

Ms. Kelsey indicated that she didn't have any slides for her presentation, but would provide updates on a couple of items.

Construction of the Wood River Upper Shallow Cutoff Wall is complete, with contract closeout still underway. The solicitation process is continuing for the Wood River Lower Deep Cutoff Wall Phase 2, with contract award scheduled for September.

She indicated that Mr. Martin and Mr. Etwert has already covered status of design activities between the Corps and Amec Foster Wheeler, but would be happy to answer any questions. There were no questions.

Lastly, she reminded everyone that the second installment of the non-federal cost share, previously agreed upon by the Council, was due in September.

Mr. Motil thanked Ms. Kelsey for the update and asked for a motion to accept the Corps' report. A motion was made by Mr. Parks, with a second by Mr. Brinkman to receive the Corps' report. Mr. Conrad called the roll and the following votes were made on the motion:

Mr. Polka – Aye
Mr. Brinkman – Aye
Mr. Bergkoetter - absent
Mr. Conrad - Aye
Mr. Long – Aye
Dr. Moore – Aye
Mr. Motil – Aye
Mr. Parks – Aye
Mr. Plank - absent

The motion was approved unanimously.

Election of Officers for 2017-2018

Mr. Motil explained under the Council's bylaws, Board officers (President, Vice-President, and Secretary-Treasurer) serve one year terms, must each be from a different County Flood Prevention District and are elected at the Council's Annual Meeting. The positions have been rotated among the three County Flood Prevention Districts in the past. All Board members are eligible to serve as officers.

He suggested the Council return to the rotation the Council previously utilized for the election officers. To return to the previous cycle, he proposed the following: John Conrad from Monroe County as President, himself from Madison County as Vice President, and Paul Bergkoetter from St. Clair County as Secretary/Treasurer.

A motion was made by Mr. Long with a second by Dr. Moore to elect the following slate of officers for FY 2018:

President: John Conrad
Vice-President: Ron Motil
Secretary/Treasurer: Paul Bergkoetter

Mr. Conrad called the roll and the following votes were made on the motion:

Mr. Polka - Aye
Mr. Brinkman – Aye
Mr. Bergkoetter - absent
Mr. Conrad - Aye
Mr. Long – Aye
Dr. Moore – Aye

Mr. Motil – Aye
Mr. Parks – Aye
Mr. Plank – absent

The motion was approved unanimously and the FY2018 officers were elected.

Public Comment

Mr. Motil asked if there is any public comment. There was none.

Other Business

There was no other business.

Adjournment

A motion was made by Mr. Parks, seconded by Mr. Long to adjourn the meeting. Mr. Conrad called the roll and the following votes were made on the motion:

Mr. Polka - Aye
Mr. Brinkman – Aye
Mr. Bergkoetter - absent
Mr. Conrad - Aye
Mr. Long – Aye
Dr. Moore – Aye
Mr. Motil – Aye
Mr. Parks – Aye
Mr. Plank – absent

Respectfully submitted,

John Conrad,
Secretary/Treasurer, Board of Directors

TABLE 1
SOUTHWESTERN ILLINOIS FLOOD PREVENTION DISTRICT COUNCIL
PROPOSED BUDGET
OCTOBER 1, 2017 THRU SEPTEMBER 30, 2018

	ACTUAL EXPENDITURES OCTOBER 1, 2015 THRU SEPTEMBER 30, 2016	ADOPTED BUDGET OCTOBER 1, 2016 THRU SEPTEMBER 30, 2017	PROJECTED EXPENDITURES OCTOBER 1, 2016 THRU SEPTEMBER 30, 2017	PROPOSED BUDGET OCTOBER 1, 2017 THRU SEPTEMBER 30, 2018
REVENUES				
Sales Tax Proceeds From Districts	\$ 11,529,755	\$ 11,750,000	\$ 11,679,251	\$ 11,835,000
Interest Income	595,947	640,000	725,059	225,000
Other Contributions	5	-	-	-
Total Revenues	<u>\$ 12,125,707</u>	<u>\$ 12,390,000</u>	<u>\$ 12,404,310</u>	<u>\$ 12,060,000</u>
EXPENDITURES				
Design and Construction				
Engineering Design & Construction Management	4,999,805	9,197,055	5,025,720	5,688,038
Construction	24,396,727	22,840,515	12,512,243	7,330,945
USACE Authorized Level Costs	2,439,618	5,760,115	7,652,000	6,157,291
Total Design and Construction	<u>\$ 31,836,150</u>	<u>\$ 37,797,685</u>	<u>\$ 25,189,963</u>	<u>\$ 19,176,274</u>
Professional Services				
Legal & Legislative Consulting	424,845	458,500	352,682	486,000
Diversity Program Manager	16,155	25,000	-	11,525
Financial Advisor	95,549	65,000	31,420	65,000
Bond Trustee Fee	12,351	12,000	15,000	16,000
Total Professional Services	<u>\$ 548,900</u>	<u>\$ 560,500</u>	<u>\$ 399,102</u>	<u>\$ 578,525</u>
Refund of Surplus Funds to County FPD Accounts				
Total Refund of Surplus Funds to County	<u>\$ 3,355,621</u>	<u>\$ 4,000,000</u>	<u>\$ 2,194,051</u>	<u>\$ 3,000,000</u>
Debt Service				
Principal and Interest	9,483,278	10,725,020	10,725,020	10,798,620
Federal Interest Subsidy	(848,250)	(848,250)	(847,340)	(847,340)
Total Debt Service	<u>\$ 8,635,028</u>	<u>\$ 9,876,770</u>	<u>\$ 9,877,680</u>	<u>\$ 9,951,280</u>
Total Design & Construction Expenses	<u>\$ 44,375,699</u>	<u>\$ 52,234,955</u>	<u>\$ 37,660,796</u>	<u>\$ 32,706,079</u>
General and Administrative Costs				
Salaries, Benefits	194,666	203,000	202,892	203,000
Bank Service Charges	1,348	1,500	1,210	1,500
Annual IL. Lobbyist Registration	358	350	307	350
Equipment and Software	433	2,000	-	2,000
Fiscal Agency Services	28,400	30,000	29,050	31,000
Audit Services	15,000	15,500	15,500	16,000
Meeting Expenses	197	1,000	638	1,000
Postage/Delivery	433	400	990	1,000
Printing/Photocopies	3,442	3,500	3,016	3,500
Professional Services	257	10,000	-	10,000
Publications/Subscriptions	118	250	-	250
Supplies	2,993	3,300	3,115	3,300
Telecommunications/Internet	2,978	3,000	2,230	3,000
Travel	708	5,000	718	5,000
Insurance	942	1,000	485	1,000
Total General & Administrative Costs	<u>\$ 252,273</u>	<u>\$ 279,800</u>	<u>\$ 260,151</u>	<u>\$ 281,900</u>
Total Expenditures	<u>\$ 44,627,972</u>	<u>\$ 52,514,755</u>	<u>\$ 37,920,947</u>	<u>\$ 32,987,979</u>
EXCESS (DEFICIENCY) OF REVENUES OVER EXPENDITURES				
	(32,502,265)	\$ (40,124,755)	\$ (25,516,637)	\$ (20,927,979)
OTHER FINANCING SOURCES				
Proceeds From Borrowing	83,835,000	-	\$ -	\$ -
NET CHANGE IN FUND BALANCE	<u><u>\$ 51,332,735</u></u>	<u><u>\$ (40,124,755)</u></u>	<u><u>\$ (25,516,637)</u></u>	<u><u>\$ (20,927,979)</u></u>

Table 2
Estimated Project Expenditures 10.1.2017 -9.30.2018

Design & Construction Management	FY 2018
Engineering Design	
<i>W. O. #1 Program Mgmt.</i>	\$200,000
<i>W. O. #3 Preconstruction Activities</i>	\$100,000
<i>W.O. #5 COR Investigation</i>	\$1,000
<i>W. O. #9 Wood River Cutoff Walls</i>	\$5,000
Authorized Level Work Orders	
<i>W.O. #13 Wood River Field & Design BP #8, BP #9, & BP #10</i>	\$300,000
<i>W.O. #14 MESD Field & Design</i>	\$2,100,000
<i>W.O. #16 Prairie Du Pont/Fish Lake Field & Design PH I</i>	\$2,400,000
<i>W.O. #17 Life-Cycle Cost Analysis FEMA Improvements</i>	\$100,000
Construction Management.	
<i>W. O. #8 Construction Management BP #1 - #6 & Amendment #4</i>	\$276,934
<i>W. O. #10 Construction Management BP #7A & #7B</i>	\$15,000
<i>Construction Management BP #8 & BP #14</i>	\$50,000
<i>QC/Materials Testing</i>	\$140,104
TOTAL ENGINEERING DESIGN & CONSTRUCTION MGMT.	\$5,688,038
Construction	
<i>Bid Package #3</i>	\$24,443
<i>Bid Package #4</i>	\$350,005
<i>Bid Package #5</i>	\$1,500,798
<i>Bid Package #5A</i>	\$319,410
<i>Bid Package #7B</i>	\$444,412
<i>Bid Package #8</i>	\$400,000
<i>Bid Package #14</i>	\$400,000
<i>Contingency (10% FPD Construction)</i>	\$343,907
<i>Utilities</i>	\$200,000
<i>Property Acquisition Authorized Level - Wood River</i>	\$500,000
<i>Property Acquisition Authorized Level - East St. Louis</i>	\$500,000
<i>Property Acquisition Authorized Level - Prairie Du Pont/Fish Lake</i>	\$500,000
<i>Wetland Mitigation</i>	\$27,970
<i>HazMat Mitigation</i>	\$1,500,000
<i>Legal</i>	\$320,000
<i>Corps of Engineers Authorized Level Costs</i>	\$6,157,291
TOTAL CONSTRUCTION	\$13,488,236
TOTAL ENGINEERING DESIGN & CONSTRUCTION	\$19,176,274
REFUND OF SURPLUS FUNDS TO COUNTY FPD ACCOUNTS	\$3,000,000

Operations & Financing	
<i>General & Administrative</i>	\$281,900
<i>Debt Service</i>	\$10,798,620
<i>Interest Rate Subsidy</i>	(\$847,340)
<i>Professional Services</i>	
<i>Legal</i>	\$410,000
<i>Legislative</i>	\$76,000
<i>Financial Advisor</i>	\$65,000
<i>Diversity Program Mgr.</i>	\$11,525
<i>Bond Trustee</i>	\$16,000
TOTAL OPERATIONS	\$10,811,705
TOTAL EXPENSES	\$32,987,979

Table 3

Estimated Revenues 7.1.2017 - 9.30.2018

Fund Sources	
<i>Cash on hand (6/30/2017)</i>	\$235,695
<i>2010 Bond Project Funds (6/30/2017)</i>	\$0
<i>2015 Bond Project Funds (6/30/2017)</i>	\$45,097,276
<i>County FPD Tax Bal. (6/30/2017)</i>	\$29,192,280
<i>Sales Tax Revenue (7/1/2017-9/30/2017)</i>	\$2,982,176
<i>Interest Income (7/1/2017-9/30/2017)</i>	\$170,037
<i>Federal Interest Subsidy (September 2017)</i>	\$423,670
<i>Sales Tax Revenue (10/1/2017-9/30/2018)</i>	\$11,835,000
<i>Interest Income (10/1/2017-9/30/2018)</i>	\$225,000
Total Available Funds	\$90,161,134

Estimated Expenditures 7.1.2017 - 9.30.2018

Expenditures	
<i>Engineering Design and Construction Mgmt. (7/1/2017-9/30/2017)</i>	\$1,629,147
<i>Construction (7/1/2017-9/30/2017)</i>	\$4,776,731
<i>Professional Services (7/1/2017-9/30/2017)</i>	\$143,676
<i>General & Administrative (7/1/2017-9/30/2017)</i>	\$62,234
<i>Engineering Design and Construction Mgmt. (10/1/2017-9/30/2018)</i>	\$5,688,038
<i>Construction (10/1/2017-9/30/2018)</i>	\$13,488,236
<i>Professional Services (10/1/2017-9/30/2018)</i>	\$578,525
<i>Refund of Surplus Funds to County FPD Accounts</i>	\$3,000,000
<i>Debt Service (10/1/2017-9/30/2018)</i>	\$9,951,280
<i>General & Administrative (10/1/2017-9/30/2018)</i>	\$281,900
Estimated Expenditures	\$39,599,767
Net Estimated Available Funds on 9/30/2018	\$50,561,367

Table 4

Potential Authorized Level Funding

<i>Design FY2016</i>	\$1,785,889
<i>Design FY 2017</i>	\$3,532,761
<i>Design & CM FY 2018 Budgeted</i>	\$4,950,000
<i>Concrete Pipe Change Orders</i>	\$9,446,022
<i>FPD Construction FY2018 Budgeted</i>	\$4,400,000
<i>Corps of Engineers Funding FY 2016</i>	\$2,439,618
<i>Corps of Engineers Funding FY 2017</i>	\$7,652,000
<i>Corps of Engineers Funding FY 2018 Budgeted</i>	\$6,157,291
<i>Net Available Funds (9/30/2018)</i>	\$50,561,367
Total Potential Authorized Level Funding	\$90,924,948



Progress Report August 16, 2017

Southwestern Illinois Levee Systems

By Jay Martin



Construction Status



- ▶ Bid Package 2B – WR/MESD/PdP Pump Stations
 - ▶ Punch List work ongoing.

- ▶ Bid Package 3 – Wood River Seepage Improvements
 - ▶ Abandonment of 6 relief wells remain.

- ▶ Bid Package 4 – MESD Seepage Improvements (Conoco Phillips)
 - ▶ Piezometer installation in progress.
 - ▶ Finish Grading and Site Restoration work ongoing.
 - ▶ Punch List work ongoing.



Construction Status

- ▶ **Bid Package 5 – MESD Seepage Improvements**
 - ▶ Clay Cap has begun – 20% complete.
 - ▶ This reach of clay cap will require ≈12,000 truck loads of imported clay material.
 - ▶ The contractor is working 10+ hour days, 6 days a week.

- ▶ **Bid Package 5A – East St. Louis Sewer**
 - ▶ The Contractor mobilized 08 August.
 - ▶ Bypass pumping and cleaning of the 126" host pipe ongoing.

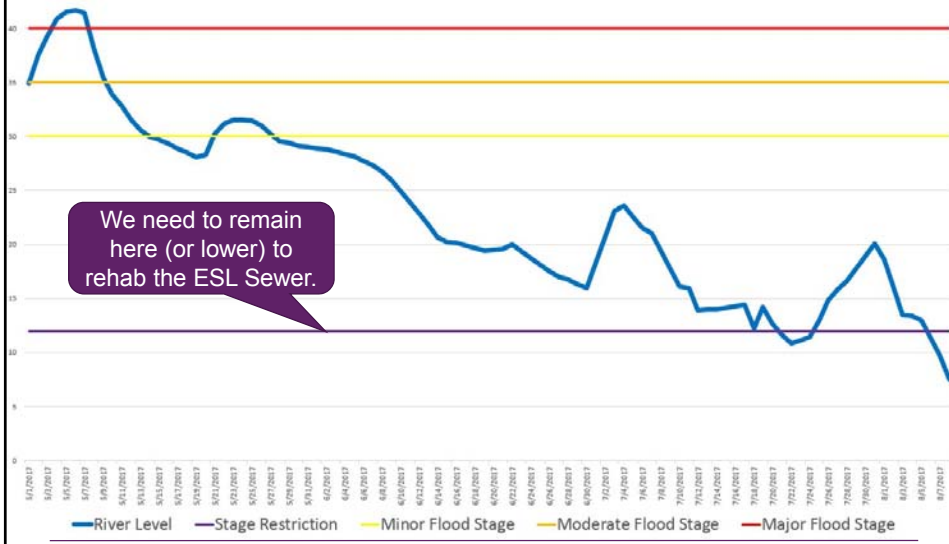
- ▶ **Bid Package 7B – Wood River Lower (Deep) Cut-off Wall**
 - ▶ Installation of 4 relief wells remain.
 - ▶ The contractor plans to mobilize mid August.
 - ▶ Change order to the Board today to construct higher drilling platforms to complete the relief well installation.



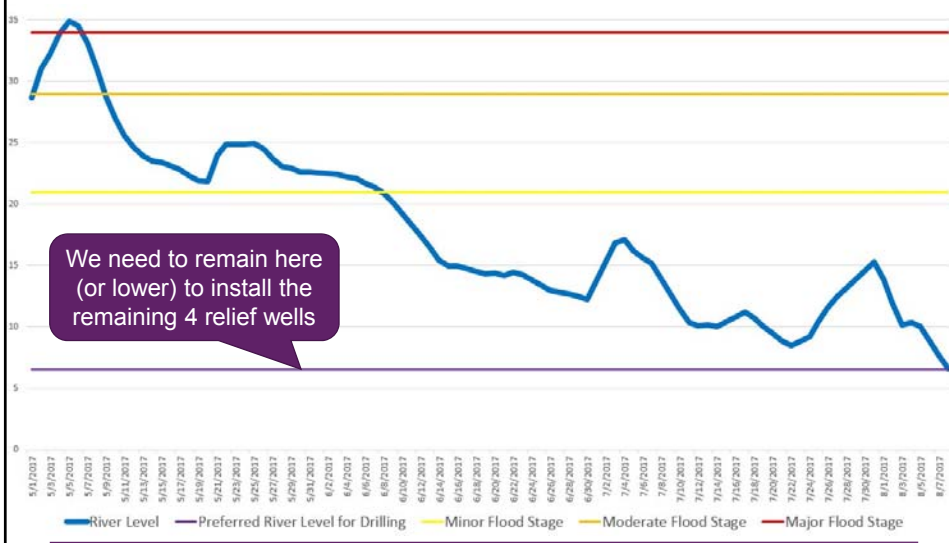
Cost to Complete Remaining Work

- ▶ **Bid Package 2B – WR/MESD/PdP Pump Stations**
 - ▶ Pump Station Sites: 05, 10, 12, 16 =\$4,406
- ▶ **Bid Package 3 – Wood River Seepage Improvements**
 - ▶ RW Abandonments =\$17,304
- ▶ **Bid Package 4 – MESD Seepage Improvements (Conoco Phillips)**
 - ▶ RCP Replacement =\$15,080
 - ▶ Base Scope (PZ's & Site Restoration) =\$81,986
- ▶ **Bid Package 5 – MESD Seepage Improvements**
 - ▶ Base Scope (Clay Cap & Site Restoration) =.....\$1,878,726
- ▶ **Bid Package 5A – East St. Louis Sewer Liner**
 - ▶ ESTL Sewer Liner =\$499,355
- ▶ **Bid Package 7B – Wood River Lower (Deep) Cut-off Wall**
 - ▶ Relief Wells & Site Restoration =\$430,228

Recent River Levels (Bid Package 5A)



Recent River Levels (Bid Package 7B)



Bid Package 5 – MESD



Clay Cap
Keyway
Excavation

Bid Package 5 – MESD



Clay Cap
Compaction

Bid Package 5 – MESD



Clay Cap
Material
Placement

Bid Package 5 – MESD



Clay Cap
Material
Placement



FEMA Certification Update

- ▶ Upper Wood River (Madison County FEMA Flood Insurance Rate Maps)
 - ▶ Submitted (by USACE March, 2017)

- ▶ Wood River East & West Forks (Madison County FEMA Flood Insurance Rate Maps)
 - ▶ Submitted (December, 2016)
 - ▶ FEMA is backlogged and has not started review yet
 - ▶ No indication of when review will begin

- ▶ Lower Wood River (Madison County FEMA Flood Insurance Rate Maps)
 - ▶ Awaiting completion of 4 relief wells in bid package 7B
 - ▶ Efforts are underway preparing the package

11



FEMA Certification Update

- ▶ MESD (Madison & St. Clair Counties FEMA Flood Insurance Rate Maps)
 - ▶ Pending completion of Bid Packages 2B, 4, 5, & 5A
 - ▶ Construction Completion 3rd Quarter 2017
 - ▶ Submit required documents to USACE by Dec 31, 2017

- ▶ Prairie du Pont & Fish Lake (St. Clair & Monroe Counties FEMA Flood Insurance Rate Maps)
 - ▶ Submitted to FEMA on July 6, 2017
 - ▶ Received acknowledgement letter from FEMA (7 August)

12

FEMA Certification Summary by Levee/County



Levee System	County/Flood Maps	Certification	Proposed
Upper Wood River	Madison	Submitted	
East/West Forks	Madison	Submitted	
Lower Wood River	Madison	7B – relief wells	September 2017
Metro East Sanitary District (MESD)	Madison/St Clair	2B, 4, 5, & 5A (Clay cap & Sewer Rehab)	To the USACE in December 2017
Prairie du Pont & Fish Lake (PDP/FL)	St Clair/Monroe	Submitted	

Bid Package 7B – Status



- ▶ The 4 remaining wells are holding up certification to FEMA
- ▶ Certification submittal to FEMA is scheduled for end of Q3 2017
- ▶ Concern that these 4 relief wells won't be complete in Q3



Authorized Level (500-Year) Design

Wood River (Bid Packages 8, 9 and 10)

- ▶ Bid Package 8 design is underway
 - ▶ 27 Relief Wells & 1 Pump Station
 - ▶ USACE required Value Engineering Study is underway this week
 - ▶ Remaining borings are being completed this week
- ▶ LWR Risk Assessment & Supplemental Report (2 year duration)
 - ▶ Required because USACE Total Project Cost increased by more than 20%
 - ▶ Started in December 2016
 - ▶ Potential Failure Mode Analysis (PFMA) meeting was May 1-5, 2017
 - ▶ Expert Opinion Elicitation (EOE) Meeting #1 was last week (July 10-14)
 - ▶ EOE Meeting #2 underway this week
- ▶ Bid Packages 9 & 10 on hold pending USACE Risk Assessment & Supplemental Report

15



Authorized Level (500-Year) Design

MESD (Bid Packages 11, 12, 13 and 14)

- ▶ Bid Package 11
 - ▶ Relief Wells
 - ▶ On Hold, pending USACE risk informed solution
- ▶ Bid Package 12/13
 - ▶ Relief Wells and 1 Pump Station
 - ▶ On Hold, pending USACE risk informed solution
- ▶ Bid Package 14
 - ▶ USACE required Value Engineering Study has been completed
 - ▶ Finishing up design of the package
 - ▶ Package will be “on the shelf” pending USACE risk informed solution
- ▶ MESD Deep Cutoff Wall
 - ▶ Task order today for drilling and laboratory services
 - ▶ Continue working with Chuck and USACE on scope for design of the wall

16

Authorized Level (500-Year) Design

Prairie Du Pont & Fish Lake (Bid Package 15, 16, & 17)

- ▶ Bid Package 15 (PDP Work in St. Clair County)
 - ▶ 57 relief wells, 10 seepage berms, 1 new pump station
- ▶ Bid Package 16 (PDP Work in Monroe County)
 - ▶ 40 relief wells, 7 seepage berms
- ▶ Bid Package 17 (Fish Lake Work – Monroe County)
 - ▶ 71 relief wells, 6 seepage berms, 1 pump station
- ▶ Section 408 Contributed Funds Agreement
 - ▶ For USACE review of PDP/FL designs as part of Section 408 review
 - ▶ Comments have been issued to USACE
 - ▶ Execution at USACE District level

Questions?



Memo to: Board of Directors
From: Chuck Etwert
Subject: Program Status Report for September 2017
Date: September 18, 2017

Approximately 97.1% of the \$74.4 million of construction, involved in all ten current construction bid packages, has been completed thru August. The amount of work completed during the month was \$944,045. The total amount of construction completed is \$72.3 million. There is just slightly over two million dollars' worth of 100-Year accreditation construction remaining to be completed.

During the last month, the river finally receded to a level where contractors were able to continuously work. The current river elevation, as of this morning, was under 3.0 feet and is predicted to continue to recede to a level of less than 2.0 feet by the end of the month. Major items still being completed are the East St. Louis 126 Inch Sewer Rehabilitation, the MESD clay cap (where construction has begun), and the four remaining relief wells in the Wood River area. If the river elevations continue to recede as forecasted, these three major items should be completed in the next few weeks.

With the completion of these projects, Amec Foster Wheeler will be submitting the Lower Wood River certification package to FEMA by November 1st, and the MESD certification information to the Corps of Engineers by December 31, 2017.

As I have previously informed you, the reprogramming request to transfer Wood River funds to East St. Louis is proceeding and is currently under review by the Assistant Secretary of the Army for Civil Works. It appears, that the Council's request, to utilized these funds in a much quicker manner, will be successful.

The Corps' requirement of a Risk Assessment and Supplemental Report in Wood River has put Amec Foster Wheeler's design of Bid Packages 9 & 10 on hold. The Corps' utilization of the Risk Informed Design Process in MESD is also delaying the design of Bid Packages 11 and 12/13. Thus, Amec Foster Wheeler design efforts will be on Wood River Bid Package 8, MESD Bid Package 14 and Prairie Du Pont/Fish Lake Bid Packages 15, 16, & 17. Utilization of Work

In-Kind Credit will not occur in Wood River until September 2019 and in MESD until March 2018.

I have included in your Board packet, a copy of Amec Foster Wheeler's Monthly Progress Report for September.



Southwestern Illinois Flood Prevention District Council
c/o Charles Ewert
104 United Drive
Collinsville, IL 62234

Monthly Project Progress Report September 2017

AMEC FOSTER WHEELER Project No. 563170001
Period Ending Date: September 8, 2017

Date of Issue: September 14, 2017

Table of Contents

1. OVERVIEW	4
1.1 PROJECT DESCRIPTION	4
1.2 AMEC FOSTER WHEELER SCOPE	4
1.3 KEY CONTACTS / PEOPLE	5
2. HEALTH, SAFETY, SECURITY, ENVIRONMENT (HSSE)	5
2.1 HSSE REPORTS	5
3. PROJECT STATUS UPDATE	6
3.1 BID PACKAGE 2A	6
3.1.1 Calendar	6
3.1.2 Progress	6
3.1.3 Property Acquisition.....	6
3.1.4 Levee Board Considerations	6
3.1.5 Submittals	6
3.1.6 Change Orders	6
3.1.7 QC/QA Activities	6
3.1.8 Considerations.....	6
3.1.9 Payment Progress	6
3.2 BID PACKAGE 2B	7
3.2.1 Calendar	7
3.2.2 Progress - Piping Change Order	7
3.2.3 Property Acquisition.....	7
3.2.4 Levee Board Considerations	7
3.2.5 Submittals	7
3.2.6 Change Orders	7
3.2.7 QC/QA Activities	7
3.2.8 Considerations.....	7
3.2.9 Payment Progress	7
3.3 BID PACKAGE 2C	8
3.3.1 Calendar	8
3.3.2 Progress	8
3.3.3 Property Acquisition.....	8
3.3.4 Levee Board Considerations	8
3.3.5 Submittals	8
3.3.6 Change Orders	8
3.3.7 QC/QA Activities	8
3.3.8 Payment Progress	8
3.4 BID PACKAGE 3.....	9
3.4.1 Calendar	9
3.4.2 Progress	9
3.4.3 Property Acquisition.....	9
3.4.4 Levee Board Considerations	9
3.4.5 Submittals	9
3.4.6 Change Orders	9
3.4.7 QC/QA Activities	9
3.4.8 Considerations.....	9
3.4.9 Payment Progress	9
3.5 BID PACKAGE 4.....	10
3.5.1 Calendar	10
3.5.2 Progress	10
3.5.3 Property Acquisition.....	10
3.5.4 Levee Board Considerations	10
3.5.5 Submittals	10
3.5.6 Change Orders	10
3.5.7 QC/QA Activities	10
3.5.8 Considerations.....	10

3.5.9	Payment Progress	10
3.6	BID PACKAGE 5.....	11
3.6.1	Calendar	11
3.6.2	Progress	11
3.6.3	Property Acquisition.....	11
3.6.4	Levee Board Considerations	11
3.6.5	Submittals	11
3.6.6	Change Orders	11
3.6.7	QC/QA Activities	11
3.6.8	Considerations.....	11
3.6.9	Payment Progress	11
3.7	BID PACKAGE 5A	12
3.7.1	Calendar	12
3.7.2	Progress	12
3.7.3	Property Acquisition.....	12
3.7.4	Levee Board Considerations	12
3.7.5	Submittals	12
3.7.6	Change Orders	12
3.7.7	QC/QA Activities	12
3.7.8	Considerations.....	12
3.7.9	Payment Progress	12
3.8	BID PACKAGE 6.....	13
3.8.1	Calendar	13
3.8.2	Progress	13
3.8.3	Property Acquisition.....	13
3.8.4	Levee Board Considerations	13
3.8.5	Submittals	13
3.8.6	Change Orders	13
3.8.7	QC/QA Activities	13
3.8.8	Considerations.....	13
3.8.9	Payment Progress	13
3.9	BID PACKAGE 7A	14
3.9.1	Calendar	14
3.9.2	Progress	14
3.9.3	Property Acquisition.....	14
3.9.4	Levee Board Considerations	14
3.9.5	Submittals	14
3.9.6	Change Orders	14
3.9.7	QC/QA Activities	14
3.9.8	Considerations.....	14
3.9.9	Payment Progress	14
3.10	BID PACKAGE 7B	15
3.10.1	Calendar	15
3.10.2	Progress	15
3.10.3	Property Acquisition	15
3.10.4	Levee Board Considerations	15
3.10.5	Submittals.....	15
3.10.6	Change Orders.....	15
3.10.7	QC/QA Activities.....	15
3.10.8	Considerations	15
3.10.9	Payment Progress.....	15

1. OVERVIEW

1.1 Project Description

Levees along the east side of the Mississippi River within four levee districts have been found to be out of compliance with FEMA Requirement 44CFR 65.10 and therefore have been de-certified. The four districts are: Wood River Drainage and Levee District, Metro-East Sanitary District, Prairie du Pont Drainage and Levee District, and Fish Lake Drainage and Levee District. The counties involved have formed an overarching entity called the Southwestern Illinois Flood Prevention District Council (SIFPDC). Amec Foster Wheeler has been selected by the SIFPDC to design and manage the construction of levee system improvements necessary to demonstrate compliance with FEMA Requirement 44CFR 65.10.

Bid Package 2A is composed of the construction of one (1) pump station within the Fish Lake Levee District System.

Bid Package 2B is composed of the construction of five (5) pump stations within the Wood River, MESD, and Prairie du Pont Levee Districts.

Bid Package 2C is composed of the installation of two force mains and associated structures from Site 12 pump station to levee discharge.

Bid Package 3 is composed of the construction of seepage control improvements within the Wood River Drainage and Levee District Levee System.

Bid Package 4 is composed of the construction of seepage control improvements within the Metro East Sanitary District Levee System, from Station 1209+00 to 1242+00. This package also includes the construction of one (1) pump station.

Bid Package 5 is composed of the construction of seepage control improvements within the Metro East Sanitary District Levee System.

Bid Package 5A is composed of the rehabilitation of approximately 245 linear feet of 126-inch round concrete sewer and the replacement of two sluice gates.

Bid Package 6 is composed of the construction of seepage control improvements within the Prairie du Pont Drainage and Levee District and Fish Lake Drainage and Levee District Levee Systems.

Bid Package 7A is composed of the construction of a shallow cut-off wall and flush clay cap near the upstream portion of the Upper Wood River Levee System, from station 20+00 to 38+00.

Bid Package 7B is composed of the construction of a deep cut-off wall and protruding clay cap in the Lower Wood River Levee System, from station 132+00 to 170+00.

1.2 Amec Foster Wheeler Scope

Based on baseline budgets and baseline schedules, monitor and manage the program performance.

- track program cost
- monitor program budget
- track program progress
- monitor program schedule
- complete earned value analysis, performance measurements and forecasting
- schedule and cost variance management and corrective action plans

1.3 Key Contacts / People

Program Manager	Jay Martin, PE, 615.333.0630 jay.w.martin@amecfw.com
Project Manager	Jon Omgig, AICP, 636.200.5118 jon.omvig@amecfw.com
Engineer of Record (Civil)	Randy Cook Jr., PE, 636.200.5125 randy.cook@amecfw.com
Engineer of Record (Geotechnical)	Jo C. Tucker, PE, 502.442.4317 jo.tucker@amecfw.com
Resident Project Representative	Kevin Williams, PMP, 618.401.7226 kevin.williams@amecfw.com
Project Coordinator	Kendra Mitchom, 618.346.9120 kendra.mitchom@amecfw.com

2. HEALTH, SAFETY, SECURITY, ENVIRONMENT (HSSE)

2.1 HSSE Reports

Health/Safety		
The Contractors continue to conduct weekly toolbox safety talks.		
Security		
Nothing to report this month		
Environment (SWPPP)		
Forms submitted as required		
River Stage Restrictions		
The USACE 408 permit dictates that excavations shall cease when the Mississippi River Stage is:		
Bid Package	River Stage	River Elevation
2A	17.0	396.94
2B	27.06	407.00
2C	15.03	394.97 (Mel Price)
3	16.0	411.48 (Mel Price)
4	25.0	404.94
5	25.0	404.94
5A	12.0	391.94
6	25.0	404.94
7A	21.52	417.0 (Mel Price)
7B	21.52	417.0 (Mel Price)

3. PROJECT STATUS UPDATE

3.1 Bid Package 2A

3.1.1 Calendar

Bid Date:	June 11, 2013
Contract executed	October 11, 2013
Schedule received	October 29, 2013
Anticipated start of field activities	January 22, 2014
Start of field activities	January 27, 2014
Completion date	<i>December 1, 2014</i>
Final Walk Through	Substantial completion August 12, 2014
Final Acceptance	<i>December 1, 2014</i>

3.1.2 Progress

- Complete

3.1.3 Property Acquisition

- Complete

3.1.4 Levee Board Considerations

- Complete

3.1.5 Submittals

- Complete

3.1.6 Change Orders

- Complete

3.1.7 QC/QA Activities

- Complete

3.1.8 Considerations

- Complete

3.1.9 Payment Progress

- Complete

3.2 Bid Package 2B

3.2.1 Calendar

Bid Date:	October 1, 2013
Contract executed	December 16, 2013
Schedule received	December 17, 2013
Anticipated start of field activities	February 17, 2014
Start of field activities	March 2014
Contract completion date	Extend completion date beyond 12/31/16 with no set date. Time extension for Site 10 and 12 contingent upon Keller Construction completing their work first and allowing K&L at least 15 working days (M-F) per site to complete pipe replacement per Change Order 11 of Bid Package 2B. This is also contingent upon weather delays and river levels above 10 feet.
Final Walk Through	
Final Acceptance	

3.2.2 Progress

- Punch List work is complete.
- Contractor is working on record documentation.

3.2.3 Property Acquisition

- None

3.2.4 Levee Board Considerations

- None

3.2.5 Submittals

- Complete

3.2.6 Change Orders

- None

3.2.7 QC/QA Activities

- None

3.2.8 Considerations

- None

3.2.9 Payment Progress

- See Contract Invoice Log attached

3.3 Bid Package 2C

3.3.1 Calendar

Bid Date:	November 12, 2014
Contract executed	February 9, 2015
Schedule received	Posted in SharePoint
Anticipated start of field activities	October 15, 2015
Start of field activities	October 15, 2015
Contract completion date	April 29, 2016
Final Walk Through	September 1, 2016
Final Acceptance	September 16, 2016

3.3.2 Progress

- Complete

3.3.3 Property Acquisition

- Complete

3.3.4 Levee Board Considerations

- Complete

3.3.5 Submittals

- Complete

3.3.6 Change Orders

- Complete

3.3.7 QC/QA Activities

- Complete

3.3.8 Payment Progress

- Complete

3.4 Bid Package 3

3.4.1 Calendar

Bid Date:	December 3, 2013
Contract executed	January 27, 2014
Schedule received	December 3, 2013
Anticipated start of field activities	As noted below.
Start of field activities	Varied
Contract completion date	<ul style="list-style-type: none">• Upper Wood River is substantially complete.• Lower Wood River – December 27, 2016 (final completion dependent on the BP 7B RW installation).• Hawthorne Manhole Change Order – February 28, 2017
Final Walk Through	October 6, 2016 (Final inspection excluded RW ABD)
Final Acceptance	

3.4.2 Progress

- Project is Substantially Complete
- Work that remains to be completed:
 - Abandonment of 6 Relief Wells

3.4.3 Property Acquisition

- Complete

3.4.4 Levee Board Considerations

- Complete

3.4.5 Submittals

- Complete

3.4.6 Change Orders

- Complete

3.4.7 QC/QA Activities

- Complete

3.4.8 Considerations

- Complete

3.4.9 Payment Progress

- See attached Contract invoice log

3.5 Bid Package 4

3.5.1 Calendar

Bid Date:	December 3, 2013
Contract executed	February 6, 2014
Schedule received	December 3, 2013
Anticipated start of field activities	February 24, 2014
Start of field activities	March 17, 2014
Contract completion date	September 21, 2017
Final Walk Through	
Final Acceptance	

3.5.2 Progress

- Project is Substantially Complete
- Site restoration work ongoing.

3.5.3 Property Acquisition

- Complete.

3.5.4 Levee Board Considerations

- None

3.5.5 Submittals

- Complete

3.5.6 Change Orders

- Complete

3.5.7 QC/QA Activities

- None

3.5.8 Considerations

- None

3.5.9 Payment Progress

- See Contract Invoice Log attached.

3.6 Bid Package 5

3.6.1 Calendar

Bid Date:	December 3, 2013
Contract executed	January 27, 2014
Schedule received	December 3, 2013
Anticipated start of field activities	February 17, 2014
Start of field activities	February 17, 2014
Contract completion date	November 15, 2017
Final Walk Through	
Final Acceptance	

3.6.2 Progress

- Pipe Replacement work is Substantially Complete
- Clay Cap – In progress. 85% Complete
 - ≈10,000 truckloads (≈135,000 cubic yards) of imported clay has been placed.

3.6.3 Property Acquisition

- Complete

3.6.4 Levee Board Considerations

- None.

3.6.5 Submittals

- Complete

3.6.6 Change Orders

- Complete

3.6.7 QC/QA Activities

- Ongoing

3.6.8 Considerations

- None

3.6.9 Payment Progress

- See Contract Invoice Log attached.

3.7 Bid Package 5A

3.7.1 Calendar

Bid Date:	November 08, 2016
Contract executed	December 08, 2016
Schedule received	January 09, 2017
Anticipated start of field activities	February 20, 2017
Start of field activities	March 21, 2017
Contract completion date	October 5, 2017
Final Walk Through	
Final Acceptance	

3.7.2 Progress

- Liner pipe installation is complete.
- Individual joint testing and site restoration work remains.

3.7.3 Property Acquisition

- None

3.7.4 Levee Board Considerations

- None

3.7.5 Submittals

- Submittal process on-going

3.7.6 Change Orders

- None

3.7.7 QC/QA Activities

- None

3.7.8 Considerations

- None

3.7.9 Payment Progress

- None

3.8 Bid Package 6

3.8.1 Calendar

Bid Date:	June 11, 2013
Contract executed	October 3, 2013
Schedule received	October 31, 2013
Anticipated start of field activities	November 11, 2013
Start of field activities	November 19, 2013
Contract completion date	<i>Substantial completion: July 26, 2016;</i> <i>Final completion: September 6, 2016</i>
Final Walk Through	September 6, 2016
Final Acceptance	July 24, 2017

3.8.2 Progress

- Complete

3.8.3 Property Acquisition

- Complete

3.8.4 Levee Board Considerations

- Complete

3.8.5 Submittals

- Complete

3.8.6 Change Orders

- Complete

3.8.7 QC/QA Activities

- Complete

3.8.8 Considerations

- Complete

3.8.9 Payment Progress

- Complete

3.9 Bid Package 7A

3.9.1 Calendar

Bid Date:	August 13, 2014
Contract executed	September 17, 2014
Schedule received	October 1, 2014
Anticipated start of field activities	October 6, 2014
Start of field activities	October 6, 2014
Anticipated completion date	June 26, 2015 (contract completion date).
Final Walk Through	July 10, 2015
Final Acceptance	The project is complete.

3.9.2 Progress

- Complete

3.9.3 Property Acquisition

- Complete

3.9.4 Levee Board Considerations

- Complete

3.9.5 Submittals

- Complete

3.9.6 Change Orders

- Complete

3.9.7 QC/QA Activities

- Complete

3.9.8 Considerations

- None.

3.9.9 Payment Progress

- Complete

3.10 Bid Package 7B

3.10.1 Calendar

Bid Date:	August 13, 2014
Contract executed	September 12, 2014
Schedule received	June 19, 2015
Anticipated start of field activities	August 2015
Start of field activities	July 2015
Contract completion date	<i>Substantial completion June 26, 2016; Final completion September 23, 2016.</i>
Final Walk Through	9/20/16 Final Inspection (with exception of Relief Well work)
Final Acceptance	

3.10.2 Progress

- Project is Substantially Complete with the exception of relief well work.
- Relief well drilling has resumed.
- Work that remains to be completed:
 - Installation of 1 relief well.
 - Final grading around relief wells.

3.10.3 Property Acquisition

- Complete

3.10.4 Levee Board Considerations

- None

3.10.5 Submittals

- Complete

3.10.6 Change Orders

- Complete

3.10.7 QC/QA Activities

- Complete

3.10.8 Considerations

- None.

3.10.9 Payment Progress

- See Contract Invoice Log attached.

CONTRACT INVOICE LOG

Contractor: Korte & Luitjohan Contractors, Inc
 12052 Highland Road
 Highland, IL 62249

Project: SWILCD
Construction Package: BP2A

Original Contract Amount:	\$747,500.00	
Change Order #1:	\$2,245.00	Limitorque Actuator
Change Order #2:	\$7,730.00	Additional Road Aggregate
Change Order #3:	\$434.00	Monroe County Building Permit
Change Order #4:	\$0.00	Contract Time Extension
Change Order #5:	\$0.00	Contract Time Extension 2
Change Order #6:	\$0.00	Contract Time Extension 3
Change Order #7:	\$5,189.21	Additional Rock and Testing
Change Order #8:	\$34,501.32	Stumpf Property Pipe Extension
Total Change Order Amount:	\$50,099.53	
Total Revised Contract Amount:	\$797,599.53	

Payment Request No.	Pay Request Date	Pay Request Recommended Approval Date	Total Completed to Date (\$)	Amount Retained (10% to 50%) then (5% to 95%)	Total Earned Less Retained	Current Payment Invoice	Date Paid by FPD	Estimate to Complete Including Retainage (\$)
<u>1</u>	11/15/2013	11/27/2013	\$11,000.00	\$1,100.00	\$9,900.00	\$9,900.00	11/1/2013	\$737,600.00
<u>2</u>	2/5/2014	2/10/2014	\$76,000.00	\$7,600.00	\$68,400.00	\$58,500.00	2/18/2014	\$679,100.00
<u>3</u>	3/6/2014	3/13/2014	\$228,500.00	\$22,850.00	\$205,650.00	\$137,250.00	3/25/2014	\$541,850.00
<u>4</u>	3/31/2014	4/15/2014	\$372,400.00	\$37,240.00	\$335,160.00	\$129,510.00	4/22/2014	\$420,504.00
<u>5</u>	4/30/2014	5/13/2014	\$432,500.00	\$43,250.00	\$389,250.00	\$54,090.00	5/22/2014	\$366,414.00
<u>6</u>	5/31/2014	6/10/2014	\$635,890.00	\$50,742.00	\$585,148.00	\$195,898.00	6/19/2014	\$170,516.00
<u>7</u>	6/30/2014	7/14/2014	\$684,000.00	\$53,147.00	\$630,853.00	\$45,705.00	7/17/2014	\$124,811.00
<u>8</u>	7/31/2014	8/12/2014	\$753,929.00	\$37,895.45	\$716,033.55	\$85,180.55	8/19/2014	\$39,630.45
<u>9</u>	8/31/2014	9/9/2014	\$759,118.21	\$37,895.45	\$721,222.76	\$5,189.21	9/15/2014	\$41,875.45
<u>10</u>	11/30/2014	12/12/2014	\$797,599.53	\$38,094.45	\$759,505.08	\$38,282.32	12/18/2014	\$38,094.45
<u>11</u>	12/31/2014	1/15/2015	\$797,599.53	\$1,800.00	\$795,799.53	\$36,294.45	1/26/2015	\$1,800.00
<u>12</u>	3/31/2015	4/10/2015	\$797,599.53	\$0.00	\$797,599.53	\$1,800.00	4/16/2015	\$0.00

TITLE: CONSTRUCTION CHANGE ORDER LOG

CLIENT: Southwestern Illinois Flood Prevention District Council

PROJECT Bid Package 2A

PROJECT NUMBER: SIFPDC-BP2A

Change Request Number	Description	Change Type (Field, Design, Spec, Other)	Cost to FPD	Cost to Others	As Bid Line Item #	Original Cost of Associated Line Item	% of Original Line Item	% of Original Contract	Date	Status	Comments
1	Limiterque Actuator	Spec	\$2,245.00	\$0.00	2A.8	\$ 28,700.00	7.82%	0.30%	2/10/2014	Approved	Specification change due to MESD levee district negative experience with spec'd material; spec change to alleviate possible future problems and for consistency with other bid packages
2	Additional Roadway Aggregate	Field	\$7,730.00	\$0.00	2A.3	\$ 141,200.00	5.47%	1.03%	3/18/2014	Approved	Required by Monroe County
3	Building Permit	Field	\$434.00	\$0.00	2A.1	\$ 36,200.00	1.20%	0.06%	3/4/2014	Approved	Required by Monroe County
4	Contract Time Extension	Field	\$0.00	\$0.00	NA	NA	NA	0.00%	3/31/2014	Approved	Contract extended 90 days due to material fabrication delay
5	2nd Contract Time Extension	Field	\$0.00	\$0.00	NA	NA	NA	0.00%	7/24/2014	Approved	Time extension request due to abnormal weather and high river level days that impeded construction
6	3rd Contract Time Extension	Field	\$0.00	\$0.00	NA	NA	NA	0.00%	8/21/2014	Approved	Time extension request due to abnormal weather and high river level days that impeded construction
7	Additional Rock instead Pump Station and Pipe Testing T&M	Field	\$5,189.21	\$0.00	NA	NA	NA	0.69%	9/2/2014	Approved	Additional rock installed for maintenance purposes; Time and material for pipe testing needed
8	Pipe Extension on Stump Property	Field	\$34,501.32	\$0.00	NA	NA	NA	4.62%	9/29/2014	Approved	To enable property owner equipment access to property
			Total of Project Change Orders	\$50,099.53		\$0.00				Total	\$ 50,099.53

Original Contract Amount \$747,500.00
 Revised Contract Amount \$797,599.53
 % Change from Original Amount 6.70%

*Board approval required

CONTRACT INVOICE LOG

Contractor: Korte & Luitjohan Contractors, Inc
 12052 Highland Road
 Highland, IL 62249

Project: SWILCD
Construction Package: BP2B

Original Contract Amount: \$3,865,405.00
Change Order #1: \$434.00 Monroe County Building Permit
Change Order #2: \$7,965.00 Additional Road Aggregate
Change Order #3: \$0.00 Fence and Aggregate Changes
Change Order #4: \$8,570.00 Razor Wire on Fence per MESD Request
Change Order #5: \$0.00 Contract Time Extension
Change Order #6: \$50,600.00 Site 16 Duct Bank
Change Order #7: \$4,760.00 Site 12 Existing Force Mains
Change Order #8: \$74,200.00 Site 10 Electrical Changes
Change Order #9: \$0.00 Time Extension
Change Order #10: \$10,276.92 Site 12 Guard Rail
Change Order #11: \$1,314,600.00 Pipe Material Change & Erosion Control
Change Order #12: \$8,700.00 Fence Repair Site 5
Change Order #13: \$0.00 Time Extension
Change Order #14: \$0.00 Time Extension
Change Order #15: \$1,200.00 Site 12 Pump Station Repair Vandalism Damage to Grounding System
Total Change Order Amount: \$1,481,305.92
Total Revised Contract Amount: \$5,346,710.92

Payment Request No.	Pay Request Date	Pay Request Recommended Approval Date	Total Completed and Store to Date	Cumulative Retained (10% to 50%) then (5% to 95%)	Total Earned Less Retained	Current Payment Invoice	Date Paid by FPD	Estimate to Complete Including Retainage(\$)
1	2/5/2014	2/10/2014	\$51,750.00	\$5,175.00	\$46,575.00	\$46,575.00	2/18/2014	\$3,818,830.00
2	3/6/2014	3/13/2014	\$132,450.00	\$13,245.00	\$119,205.00	\$72,630.00	3/25/2014	\$3,746,634.00
3	3/31/2014	4/15/2014	\$504,300.00	\$50,430.00	\$453,870.00	\$334,665.00	4/22/2014	\$3,419,934.00
4	4/30/2014	5/13/2014	\$846,000.00	\$84,600.00	\$761,400.00	\$307,530.00	5/22/2014	\$3,112,404.00
5	5/31/2014	6/12/2014	\$1,295,000.00	\$129,500.00	\$1,165,500.00	\$404,100.00	6/19/2014	\$2,708,304.00
6	6/30/2014	7/14/2014	\$1,736,000.00	\$173,600.00	\$1,562,400.00	\$396,900.00	7/17/2014	\$2,311,404.00
7	7/31/2014	8/11/2014	\$2,180,100.00	\$205,850.00	\$1,974,250.00	\$411,850.00	8/19/2014	\$1,899,554.00
8	8/31/2014	9/8/2014	\$2,927,440.00	\$243,217.00	\$2,684,223.00	\$709,973.00	9/15/2014	\$1,198,151.00
9	9/30/2014	10/9/2014	\$3,144,000.00	\$255,524.00	\$2,888,476.00	\$204,253.00	10/16/2014	\$1,044,498.00
10	10/31/2014	11/7/2014	\$3,420,000.00	\$269,324.00	\$3,150,676.00	\$262,200.00	11/18/2014	\$787,058.00
11	11/30/2014	12/12/2014	\$3,648,600.00	\$282,764.00	\$3,365,836.00	\$215,160.00	12/18/2014	\$646,098.00
12	12/31/2014	1/12/2015	\$3,840,000.00	\$292,334.00	\$3,547,666.00	\$181,830.00	1/26/2015	\$464,268.00
13	1/31/2015	2/9/2015	\$3,897,320.00	\$295,200.00	\$3,602,120.00	\$54,454.00	2/18/2015	\$409,814.00
14	2/28/2015	3/10/2015	\$3,968,238.00	\$298,710.00	\$3,669,528.00	\$67,408.00	3/19/2015	\$342,406.00
15	3/31/2015	4/10/2015	\$4,011,934.00	\$200,596.00	\$3,811,338.00	\$141,810.00	4/16/2015	\$200,596.00
16	4/30/2015	5/12/2015	\$4,011,934.00	\$10,000.00	\$4,001,934.00	\$190,596.00	5/18/2015	\$20,276.92
17	7/31/2015	8/11/2015	\$4,022,210.92	\$10,000.00	\$4,012,210.92	\$10,276.92	8/20/2015	\$1,324,600.00
18	1/31/2016	2/11/2016	\$4,063,110.92	\$12,045.00	\$4,051,065.92	\$38,855.00	2/17/2016	\$1,285,745.00
19	2/29/2016	3/11/2016	\$4,078,810.92	\$12,830.00	\$4,065,980.92	\$14,915.00	3/17/2016	\$1,270,830.00
20	3/31/2016	4/14/2016	\$4,253,410.92	\$21,560.00	\$4,231,850.92	\$165,870.00	4/20/2016	\$1,113,660.00
21	7/31/2016	8/5/2016	\$4,443,410.92	\$31,060.00	\$4,412,350.92	\$180,500.00	8/15/2016	\$933,160.00
22	11/30/2016	12/13/2016	\$4,861,410.92	\$50,198.81	\$4,809,450.92	\$397,100.00	12/23/2016	\$536,060.00
23	12/31/2016	1/6/2017	\$4,954,638.29	\$56,186.37	\$4,898,451.92	\$89,001.00	1/19/2017	\$447,059.00
24	1/31/2017	2/3/2017	\$5,102,796.18	\$63,594.26	\$5,039,201.92	\$140,750.00	2/15/2017	\$306,309.00
25	2/28/2017	3/6/2017	\$5,182,817.24	\$67,595.32	\$5,115,221.92	\$76,020.00	3/14/2017	\$230,289.00
26	3/31/2017	4/10/2017	\$5,330,650.92	\$74,987.00	\$5,255,663.92	\$140,442.00	4/19/2017	\$89,847.00
27	4/30/2017	5/8/2017	\$5,341,104.94	\$65,509.02	\$5,275,595.92	\$19,932.00	5/15/2017	\$69,915.00
28	8/31/2017	9/12/2017	\$5,345,510.92	\$33,000.00	\$5,312,510.92	\$36,915.00		\$34,200.00

TITLE: CONSTRUCTION CHANGE ORDER LOG

CLIENT: Southwestern Illinois Flood Prevention District Council
PROJECT: Bid Package 2B

PROJECT NUMBER: SIFPDC-BP2B

Change Request Number	Description	Change Type (Field, Design, Spec, Other)	Cost to FPD	Cost to Others	As Bid Line Item #	Original Cost of Associated Line Item	% of Original Line Item	% of Original Contract	Date	Status	Comments
1	Building Permit	Field	\$434.00	\$0.00	2B.1	\$ 32,720.00	1.33%	0.01%	2/24/2014	Approved	Required by Monroe County
2	Additional Roadway Aggregate	Field	\$7,965.00	\$0.00	2B.3	\$ 171,825.00	4.64%	0.21%	3/18/2014	Approved	Required by Monroe County
3	Site 10, 12, 15 fence and aggregate changes	Field	\$0.00	\$0.00	NA	NA	0.00%	0.00%	8/12/2014	Approved	Field changes to enable constructability and provide maintenance ease
4	Razor Wire on Fence	Other	\$0.00	\$8,570.00	NA	NA	NA	0.22%	8/19/2014	Approved	Razor wire on fence at Site 10, 12, & 16 per MESD Levee District request; To be paid by MESD
5	Time Extension	Other	\$0.00	\$0.00	NA	NA	0.00%	0.00%	8/19/2014	Approved	Time extension for July 2014 weather/ high river days that impeded construction
6*	Site 16 Duct Bank	Field	\$50,600.00	\$0.00	2B.55	\$ 23,990.00	210.92%	1.31%	9/29/2014	Approved	USACE required underground electrical service to pump station per Ameren; Ameren to credit FPD amount paid to Ameren for overhead lines; Board approval required
7	Site 15 Grating and Supports	Field	\$4,760.00	\$0.00		\$ 352,645.00	1.35%	0.12%	10/17/2014	Approved	Grating and support for Site 15 to enable functionality of the system
8*	Site 10 Electric Change	Field	\$74,200.00	\$0.00	2B.27	\$ 17,705.00	419.09%	1.92%	11/19/2014	Approved	Ameren requires upgrades to the existing pump station at Site 10. Board approval required
9	Time Extension	Other	\$0.00	\$0.00	NA	NA	0.00%	0.00%	12/2/2014	Approved	Request for Time Extension to move our completion date to 4/15/15 due to the contract documents for Bid Package 2B contractor is only allowed to work at Site 12 between October 15th to March 15th.
10	Site 12 Guard Rail	Field	\$10,276.92	\$0.00	NA	NA	NA	0.27%	4/17/2015	Approved	Install approximately 74 LF of FRP handrails per the attached drawings for OSHA compliance
11*	Pipe Material Change - Sites 5, 10, 12, 16; Erosion Control Sites 9, 10, 16	Other	\$1,314,600.00	\$0.00	NA	NA	NA	34.01%	12/3/2015	Approved	Pump station sites 5, 10, 12, 16 pipe replacement to meet the Authorized Level flood event design
12*	Fence Repair Site 5	Field	\$8,700.00	\$0.00	NA	NA	NA	0.23%	3/17/2016	Approved	Fence Repair Site 5
13	Time Extension	Other	\$0.00	\$0.00	NA	NA	0.00%	0.00%	8/25/2016	Approved	Extend completion date to 12/31/16 for Contract 2B. Time extension for Site 10, 12 and 16 is contingent upon Keller Construction completing their work first and allowing K&L at least 15 working days (M-F) per site to complete pipe replacement per Change Order 11 of Bid Package 2B. This is also contingent upon weather delays and river levels above 10 feet.

Change Request Number	Description	Change Type (Field, Design, Spec, Other)	Cost to FPD	Cost to Others	As Bid Line Item #	Original Cost of Associated Line Item	% of Original Line Item	% of Original Contract	Date	Status	Comments
14	Time extension completion date beyond 12/31/16 with no set date.	Other	\$0.00	\$0.00	NA	NA	0.00%	0.00%	11/28/2016	Approved	Time extension for Site 10 and 12 contingent upon Keller Construction completing their work first and allowing K&L at least 15 working days (M-F) per site to complete pipe replacement per Change Order 11 of Bid Package 2B. This is also contingent upon weather delays and river levels above 10 feet.
15	Site 12 Pump Station Repair Vandalism Damage to Grounding System	Other	\$1,200.00	\$0.00	NA	NA	0.00%	0.00%	7/19/2017	Approved	Site 12 Pump Station Repair Vandalism Damage to Grounding System
	Total of Project Change Orders		\$1,472,735.92	\$8,570.00						Total	\$ 1,481,305.92
	Original Contract Amount	Revised Contract Amount									
	\$3,865,405.00	5,346,710.92									
			% Change from Original Amount 38.32%								

Approved

*Board approval required

CONTRACT INVOICE LOG

Contractor: Haier Plumbing
 301 North Elkton Street, P. O. Box 400
 Okawville, IL 62271

Project: SWILCD
Construction Package: BP2C

Original Contract Amount:	\$281,632.00	
Change Order #1:	\$3,390.00	Flood Damages
Change Order #2:	\$26,670.00	Clay Fill Material Overage
Change Order #3:		
Total Change Order Amount:	\$30,060.00	
Total Revised Contract Amount:	\$311,692.00	

Payment Request No.	Pay Request Date	Pay Request Recommended Approval Date	Total Completed to Date (\$)	Amount Retained (10% to 50%) then (5% to 95%)	Total Earned Less Retained (\$)	Amount Invoiced (\$)	Date Paid by FPD	Estimate to Complete Including Retainage (\$)
1	11/13/2015	11/13/2015	\$184,618.00	\$18,461.80	\$166,156.20	\$166,156.20	11/16/2015	\$118,865.80
2	1/8/2016	1/11/2016	\$281,632.00	\$14,081.60	\$267,550.40	\$101,394.20	1/12/2016	\$44,141.60
3	9/7/2016	9/8/2016	\$311,692.00	\$0.00	\$311,692.00	\$44,141.60	9/15/2016	\$0.00

TITLE: CONSTRUCTION CHANGE ORDER LOG

CLIENT: Southwestern Illinois Flood Prevention District Council
PROJECT Bid Package 2C

PROJECT NUMBER: SIFPDC-BP2C

Change Request Number	Description	Change Type (Field, Design, Spec, Other)	Cost to FPD	Cost to Others	As Bid Line Item #	Original Cost of Associated Line Item	% of Original Line Item	% of Original Contract	Date	Status	Comments
1	Flood Damages	Other	\$3,390.00	\$0.00	NA	NA	NA	1.20%	6/7/2016	Approved	December 2015 flood event
2	Clay Fill Material Overage	Field	\$26,670.00	\$0.00	2C.26	\$ 10,800.00	246.94%	9.47%	8/17/2016	Approved	Clay Fill Material Overage; Board approval required
3											
4											
5											
6											
7											
8											
9											
10											
Total of Project Change Orders			\$30,060.00	\$0.00						Total	\$ 30,060.00
Original Contract Amount			\$281,632.00								
Revised Contract Amount			311,692.00								
				% Change from Original Amount							
					10.67%						Approved

*Board approval required

CONTRACT INVOICE LOG

Contractor: Keller Construction, Inc.
22 Illini Drive
Glen Carbon, IL 62034

Project: SWILCD
Construction Package: BP03

Original Contract Amount:	\$ 10,082,345.00	
Change Order 1	\$ 1,000.00	IDOT Permit
Change Order 2	\$ 16,600.00	PZ 39 Relocate
Change Order 3	\$ 11,361.00	Russell Commons Fence R&R
Change Order 4	\$ 2,245.60	Hydro Excavating
Change Order 5	\$ 3,071.25	Additional RW Permits
Change Order 6	\$ 278,694.99	RR3 for Blanket Drains
Change Order 7	\$ 57,436.00	Indian Creek Extra Rip Rap
Change Order 8	\$ (5,820.00)	Credit to Remove Vacuum Testing of Manholes
Change Order 9	\$ 558,086.80	Hawthorne Changes North & South including Ameren
Change Order 10	\$ 477,917.72	Blanket Drain 2 Revisions
Change Order 11	\$ (59.97)	Credit for Blanket Drain 1 Revisions
Change Order 12	\$ 60,362.00	Toe Wall and Handrails Wiers 2, 3, and 4
Change Order 13	\$ 6,825.00	Additional Pollution Coverage UPRR
Change Order 14	\$ 28,950.00	Pilot Hole Drilling
Change Order 15	\$ (9,729.58)	Hawthorne Pipe Changes
Change Order 16	\$ 132,710.00	Russell Commons Buried Waste Part A & B
Change Order 17	\$ 257,694.47	Relief Well Construction Obstructions
Change Order 18	\$ 17,403.75	Tree Mitigation
Change Order 19	\$ 15,620.78	Relief Well 1016 1064 1065 Modifications
Change Order 20	\$ 111,256.88	Relief Well Construction Obstructions
Change Order 21	\$ 108,620.79	Relief Well Construction Obstructions
Change Order 22	\$ 40,618.82	Russell Commons Buried Waste Part A Deduct & Part C
Change Order 23	\$ (35,779.00)	Credit for Delete PZs_Add Bollards
Change Order 24	\$ 103,824.76	Relief Well Construction Obstructions RW 1069-1073 Weir 4 Handrail; Wagon Wheel Bore Shoring, Excavation, and Removal of Abandoned Line;
Change Order 25	\$ 113,188.00	Hawthorne impacted material near Weir 3
Change Order 26	\$ (135,402.86)	Credit Farm Ditch Revision and Random Fill 1
Change Order 27	\$ 493,474.58	Blanket Drain 4 Revisions
Change Order 28	\$ 125,536.21	Relief Well Construction Obstruction RW 1069-1073
Change Order 29	\$ (29,887.27)	Wagon Wheel Bore
Change Order 30	\$ (8,793.84)	Credit Relief Well Floor Drain Elimination/Plugging
Change Order 31	\$ 149,482.00	Hartford Sluice Gate and Manhole Replacement
Change Order 32	\$ 11,268.24	Flood Prevention Efforts June 2015; Russell Commons Park Imported Fill
Change Order 33	\$ (11,273.20)	Blanket Drain 4 End Section Credit
Change Order 34	\$ (138,005.38)	Credit Relief Well Quantity Adjustments
Change Order 35	\$ -	Time Extension for weather/river delay & Hawthorne Manhole
Change Order 36	\$ 12,140.80	Additional Grading Work - Losch Farm
Change Order 37	\$ (7,776.02)	Credit Balancing Quantities Pilot Holes, PZ, 12in CMP
Change Order 38	\$ 88,962.12	Random Fill #2 Ditch; Losch Pond Ditch Imported Clay
Change Order 39	\$ (61,266.50)	Balancing Quantities; HDPE Pipe – 12 Inch; Relief Well - Abandonment
Total Change Order Amount:	\$2,840,558.94	
Total Revised Contract Amount:	\$12,922,903.94	

Payment Request No.	Pay Request Date	Pay Request Recommended Approval Date	Total Completed to Date (\$)	Amount Retained (10% to 50% then 5% to 95%)	Total Earned Less Retainage (\$)	Amount Invoiced (\$)	Date Paid by FPD	Estimate to Complete Including Retainage (\$)
1	2/28/2014	4/15/2014	\$249,000.00	\$24,900.00	\$224,100.00	\$224,100.00	4/22/2014	\$9,858,245.00
2	5/31/2014	6/4/2014	\$250,000.00	\$25,000.00	\$225,000.00	\$900.00	6/19/2014	\$9,858,345.00
3	8/31/2014	9/8/2014	\$376,066.83	\$37,606.68	\$338,460.15	\$113,460.15	9/15/2014	\$9,744,884.85
4	9/30/2014	10/3/2014	\$467,927.21	\$46,792.72	\$421,134.49	\$82,674.34	10/16/2014	\$9,678,810.51
5	10/31/2014	11/11/2014	\$710,218.88	\$71,021.89	\$639,196.99	\$218,062.50	11/18/2014	\$9,477,425.86
6	11/30/2014	12/11/2014	\$1,014,409.54	\$101,440.97	\$912,968.57	\$273,771.58	12/18/2014	\$9,539,785.27
7	12/31/2014	1/15/2015	\$1,365,095.95	\$136,509.61	\$1,228,586.34	\$315,617.77	1/26/2015	\$9,224,167.50
8	1/31/2015	2/6/2015	\$1,684,373.38	\$168,437.36	\$1,515,936.02	\$287,349.68	2/18/2015	\$8,930,997.82
9	2/28/2015	3/6/2015	\$2,291,243.38	\$229,124.37	\$2,062,119.01	\$546,182.99	3/19/2015	\$8,384,814.83
10	3/31/2015	4/10/2015	\$2,960,453.69	\$296,045.42	\$2,664,408.27	\$602,289.26	4/16/2015	\$8,340,612.37
11	4/30/2015	5/10/2015	\$3,387,089.05	\$338,708.97	\$3,048,380.08	\$383,971.81	5/18/2015	\$8,494,860.31
12	5/31/2015	6/11/2015	\$4,044,518.10	\$404,451.87	\$3,640,066.23	\$591,686.15	6/16/2015	\$7,903,174.16
13	6/30/2015	7/9/2015	\$4,748,651.45	\$474,865.21	\$4,273,786.24	\$633,720.01	7/14/2015	\$7,269,454.15
14	7/31/2015	8/11/2015	\$4,975,167.70	\$497,516.83	\$4,477,650.87	\$203,864.63	8/20/2015	\$7,065,589.52
15	8/31/2015	9/11/2015	\$5,669,386.46	\$566,938.72	\$5,102,447.74	\$624,796.87	9/16/2015	\$6,476,567.65
16	9/30/2015	10/9/2015	\$6,896,917.07	\$689,691.78	\$6,207,225.29	\$1,104,777.55	10/21/2015	\$5,752,464.99
17	10/16/2015	10/28/2015	\$7,386,596.95	\$738,659.77	\$6,647,937.18	\$440,711.89	11/3/2015	\$5,456,034.51
18	10/31/2015	11/13/2015	\$8,269,013.54	\$413,450.71	\$7,855,562.83	\$1,207,625.65	11/17/2015	\$4,357,029.65
19	11/15/2015	12/4/2015	\$8,346,301.68	\$417,315.12	\$7,928,986.56	\$73,423.73	12/10/2015	\$4,324,224.74

Payment Request No.	Pay Request Date	Pay Request Recommended Approval Date	Total Completed to Date (\$)	Amount Retained (10% to 50%) then (5% to 95%)	Total Earned Less Retainage (\$)	Amount Invoiced (\$)	Date Paid by FPD	Estimate to Complete Including Retainage (\$)
20	11/30/2015	12/28/2015	\$8,778,734.65	\$489,987.55	\$8,288,747.10	\$359,760.54	12/31/2016	\$3,928,685.20
21	12/31/2015	1/11/2016	\$8,888,544.52	\$498,712.65	\$8,389,831.87	\$101,084.77	1/20/2016	\$3,827,600.43
22	1/31/2016	2/8/2016	\$9,002,576.95	\$508,695.88	\$8,493,881.07	\$104,049.20	2/17/2016	\$3,723,551.23
23	2/29/2016	3/10/2016	\$9,690,470.24	\$502,088.79	\$9,188,381.45	\$694,500.38	3/17/2016	\$3,132,875.61
24	3/31/2016	4/14/2016	\$10,753,362.39	\$554,699.89	\$10,198,662.50	\$1,010,281.05	4/20/2016	\$2,719,390.49
25	4/30/2016	5/12/2016	\$11,194,941.66	\$570,893.11	\$10,624,048.55	\$425,386.05	5/17/2016	\$2,294,004.44
26	5/31/2016	6/10/2016	\$11,448,599.71	\$591,271.28	\$10,857,328.43	\$233,279.88	6/16/2016	\$2,030,837.29
27	6/30/2016	7/7/2016	\$12,210,826.40	\$611,843.66	\$11,598,982.74	\$741,654.31	7/15/2016	\$1,280,389.14
28	7/31/2016	8/2/2016	\$12,293,289.38	\$615,296.07	\$11,677,993.31	\$79,010.57	8/15/2016	\$1,350,855.61
29	8/31/2016	9/9/2016	\$12,602,657.72	\$630,132.87	\$11,972,524.85	\$294,531.54	9/20/2016	\$918,318.69
30	9/30/2016	10/6/2016	\$12,624,277.76	\$631,213.87	\$11,993,063.89	\$20,539.04	10/11/2016	\$909,920.45
31	10/31/2016	11/9/2016	\$12,644,262.82	\$19,191.40	\$12,625,071.42	\$632,007.53	11/16/2016	\$270,136.90
32	1/31/2017	2/1/2017	\$12,674,950.86	\$21,653.16	\$12,653,297.70	\$28,226.28	2/15/2017	\$330,872.74
33	2/28/2017	3/3/2017	\$12,899,373.38	\$31,766.18	\$12,867,607.20	\$214,309.50	3/14/2017	\$116,563.24
34	2/28/2017	3/3/2017	\$12,899,373.38	\$10,911.97	\$12,888,461.41	\$20,854.21	6/14/2017	\$34,442.53
35	6/30/2017	7/7/2017	\$12,905,599.94	\$11,223.30	\$12,894,376.64	\$5,915.23	7/19/2017	\$28,527.30

TITLE: CONSTRUCTION CHANGE ORDER LOG

CLIENT: Southwestern Illinois Flood Prevention District Council
PROJECT: Bid Package 03

PROJECT NUMBER: SIFPDC-BP03

Change Request Number	Description	Change Type (Field, Design, Spec, Other)	Cost to FPD	Cost to Others	As Bid Line Item #	Original Cost of Associated Line Item	% of Original Line Item	% of Original Contract	Date	Status	Comments
1	IDOT Permit	Other	\$1,000.00	\$0.00	3.01	\$ 498,000.00	0.20%	0.01%	5/21/2014	Approved	IDOT Required Permit
2	Piezometer 39 Relocate	Field	\$16,600.00	\$0.00	3.30	\$ 307,224.00	5.40%	0.16%	9/18/2014	Approved	Post bid design change to enable more effective operability
3	Russell Commons Fence Remove and Replace	Field	\$11,361.00	\$0.00	NA	NA	NA	0.11%	10/2/2014	Approved	Remove and replace fence installed by property owner post bid
4	Additional Hydro Excavating	Field	\$2,245.60	\$0.00	3.39	\$ 1,884,009.24	0.12%	0.02%	10/8/2014	Approved	Due to the relocation of RW's 1077 to 1080, added costs for hydro excavation
5	Permits for relief well conversions due to change with IL Public Health Dept	Other	\$3,071.25	\$0.00	3.37	\$ 82,812.00	3.71%	0.03%	10/22/2014	Approved	Permits for relief well conversions due to change with IL Public Health Dept
6*	RR3 Material for Blanket Drains-pending verifying material	Field	\$278,694.99	\$0.00	3.08-3.14	\$ 2,034,478.00	13.70%	2.76%	11/19/2014	Approved	Blanket Drains material change from CA1 to RR3 to improve effectiveness; Change requires Board approval
7*	Indian Creek Rip Rap	Field	\$57,436.00	\$0.00	3.40	\$ 193,713.36	29.65%	0.57%	11/19/2014	Approved	Due to the extreme scour of the banks and creek bed since the time of the original design, in order for the per plan design to be constructed, it is going to require a substantial amount of additional rip rap RR4 to be placed. Board approval required
8	Credit-Remove Vacuum Testing of Manholes	Other	\$ (5,820.00)	\$0.00	3.29	\$ 37,896.00	-15.36%	-0.06%	2/2/2015	Approved	PCN approved to remove the requirements for ASTM C1244 Standard Test Method for Concrete Sewer
9*	Hawthorne Changes North & South including Ameren	Other	\$558,086.80	\$0.00	3.04 3.06 3.07 3.02	\$ 1,884,009.24	29.62%	5.54%	2/18/2015	Approved	Change Description submitted in change order memo for Board approval 2/18/15
10*	Blanket Drain 2 Revisions & RW 1077 to 1080 Changes	Other	\$477,917.72	\$0.00	3.09 3.16 3.23 3.25			4.74%	2/18/2015	Approved	Change Description submitted in change order memo for Board approval 2/18/15; change order pending credit before processing
11	Blanket Drain 1 Revisions	Other	\$ (59,97)	\$0.00	3.08	\$ 15,160.00	-0.40%	0.00%	2/26/2015	Approved	Revised limits of Blanket Drain 1 and change surface aggregate material
12*	Toe Wall and Handrails Wiers 2, 3, and 4	Field	\$ 60,362.00	\$0.00	3.48 3.49 3.50	\$ 381,000.00	15.84%	0.60%	4/15/2015	Approved	Toe wall for additional structural support due to the field conditions and soil types the weirs are being installed in. The toe walls were added to mitigate this potential failure. Handrails were added to the weirs as a result of OSHA regulations and for added maintenance personnel safety during inspections and flood events.
13*	Additional Pollution Coverage UPRR	Other	\$ 6,825.00	\$0.00	3.01	\$ 498,000.00	1.37%	0.07%	8/19/2015	Approved	Additional Pollution Coverage required by Union Pacific Railroad
14*	Pilot Hole Drilling	Other	\$ 28,950.00	\$0.00	3.32	\$ 147,604.20	19.61%	0.29%	8/19/2015	Approved	Actual field conditions may vary and it is recommended by the project geotechnical lead to add to this number for potential field variations. Therefore the anticipated pilot hole increase is for an additional 300 feet. Board approval required
15*	Hawthorne Pipe Changes	Field	\$ (9,729.58)	\$0.00	3.18 3.20 3.23 3.25	\$ 414,895.57	-2.35%	-0.10%	9/16/2015	Approved	Hawthorne Pipe Changes; Board approval required
16*	Russell Commons Buried Waste Part A & B	Field	\$ 132,710.00	\$0.00	NA	NA	NA	1.32%	9/16/2015	Approved	Russell Commons Buried Waste backfill, testing, material handling; Board approval required
17*	Relief Well Construction	Other	\$257,694.47	\$0.00	3.38 3.39	\$ 3,507,071.90	7.35%	2.56%	10/9/2015	Approved	RW Construction Obstruction due to Cobble Layer; Board approval required; 3/18/15 Board approved budget
18*	Tree Mitigation	Other	\$17,403.75	\$0.00	NA	NA	NA	0.17%	10/22/2015	Approved	Tree Replacement Plan for Trees Removed Within the IDOT ROW
19*	Relief Well 1016, 1064, 1065 Modifications	Field	\$15,620.78	\$0.00	3.38 3.39	\$ 3,507,071.90	0.45%	0.15%	10/22/2015	Approved	Relief Well 1016, 1064, 1065 Modifications
20*	Relief Well Construction	Other	\$111,256.88	\$0.00	3.38 3.39	\$ 3,507,071.90	3.17%	1.10%	10/27/2015	Approved	RW Construction Obstruction due to Cobble Layer; Board approval required; 3/18/15 Board approved budget
21*	Relief Well Construction	Other	\$108,620.79	\$0.00	3.38 3.39	\$ 3,507,073.90	3.10%	1.08%	11/13/2015	Approved	RW Construction Obstruction due to Cobble Layer; Board approval required; 3/18/15 Board approved budget

TITLE: CONSTRUCTION CHANGE ORDER LOG

CLIENT: Southwestern Illinois Flood Prevention District Council
PROJECT: Bid Package 03

PROJECT NUMBER: SIFPDC-BP03

Change Request Number	Description	Change Type (Field, Design, Spec, Other)	Cost to FPD	Cost to Others	As Bid Line Item #	Original Cost of Associated Line Item	% of Original Line Item	% of Original Contract	Date	Status	Comments
22*	Russell Commons Buried Waste Part A Deduct & Part C	Field	\$40,618.82	\$0.00	NA	NA	NA	0.40%	11/19/2015	Approved	Russell Commons Buried Waste removal (part of ROM estimate given at the 9/16/15 Board meeting)
23	Delete Duplicate PZ's Per PCN-044 (Credit)	Field	\$ (35,779.00)	\$0.00	3.30 3.31	\$ 506,016.00	-7.07%	-0.35%	12/16/2015	Approved	Credit for deletion of duplicate piezometers
24	Relief Well Construction Obstruction RW 1069-1073	Other	\$ 103,824.76	\$0.00	3.38 3.39	\$ 3,507,073.90	2.96%	1.03%	3/4/2016	Approved	RW Construction Obstruction due to Cobble Layer; Board approval required; 1/20/16 Board approved budget
25*	Weir 4 Handrail; Wagon Wheel Bore Shoring, Excavation, and Removal of Abandoned Line; Hawthorne impacted material near Weir 3	Field	\$ 113,188.00	\$0.00	NA	NA	NA	1.12%	3/16/2016	Approved	Weir 4 Handrail; Wagon Wheel Bore Shoring, Excavation, and Removal of Abandoned Line; Hawthorne impacted material near Weir 3; Contract Time Extended to 9/30/16
26*	Farm Ditch Revision and Random Fill 1	Field	\$ (135,402.86)	\$0.00	3.33	\$ 433,434.89	-31.24%	-1.34%	3/16/2016	Approved	Farm Ditch Revision and Random Fill 1
27*	Blanket Drain 4 revisions	Other	\$ 493,474.58	\$0.00	3.44	\$ 350,747.77	140.69%	4.89%	3/16/2016	Approved	Blanket Drain 4 revisions
28	Relief Well Construction Obstruction RW 1069-1073	Field	\$ 125,536.21	\$0.00	3.38 3.39	\$ 3,507,073.90	3.58%	1.25%	3/31/2016	Approved	RW Construction Obstruction due to Cobble Layer; Board approval required; 1/20/16 Board approved budget
29	Wagon Wheel Road Tunnel	Field	\$ (29,887.27)	\$0.00	3.16 3.24 3.25 3.28	\$ 107,253.77	-27.87%	-0.30%	4/1/2016	Approved	Credit for Wagon Wheel Road Tunnel revisions
30	Credit Relief Well Floor Drain Elimination/Plugging	Field	\$ (8,793.84)	\$0.00	3.38 3.39	\$ 3,507,073.90	-0.25%	-0.09%	6/15/2016	Approved	Credit for deletion of relief well floor drains
31*	Hartford Sluice Gate and Manhole Replacement	Other	\$ 149,482.00	\$0.00	NA	NA	NA	1.48%	7/20/2016	Approved	Hartford Sluice Gate and Manhole Replacement; Board approval required
32*	Flood Prevention Efforts June 2015; Russell Commons Park Imported Fill	Field	\$ 11,268.24	\$0.00	NA	NA	NA	0.11%	7/20/2016	Approved	Flood Prevention Efforts June 2015; Russell Commons Park Imported Fill; Board approval required
33*	Blanket Drain 4 End Section Credit	Field	\$ (11,273.20)	\$0.00	3.11	\$ 94,800.00	-11.89%	-0.11%	7/20/2016	Approved	Blanket Drain 4 End Section Credit
34*	Credit Relief Well Quantity Adjustments	Field	\$ (138,005.38)	\$0.00	3.38 3.39	\$ 3,507,073.90	-3.94%	-1.37%	8/17/2016	Approved	Credit Relief Well Quantity Adjustments
35	Time Extension for weather/river delay & Hawthorne Manhole	Other	\$ -	-\$0.00	NA	NA	NA	0.00%	9/9/2016	Approved	Time Extension to 12/31/16 for weather/river delay & Hawthorne Manhole time extension to 2/28/17
36*	Additional Grading Work - Losch Farm	Field	\$ 12,140.80	\$0.00	NA	NA	NA	0.12%	9/21/2016	Approved	Additional Grading Work - Losch Farm
37	Credit Balancing Quantities Pilot Holes, PZ, 12in CMP	Other	\$ (7,776.02)	\$0.00	NA	NA	NA	-0.08%	10/26/2016	Approved	Credit Balancing Quantities Pilot Holes, PZ, 12in CMP
38	Random Fill #2 Ditch; Losch Pond Ditch Imported Clay	Other	\$ 88,962.12	\$0.00	3.34	\$ 295,589.25	30.10%	0.88%	1/18/2017	Approved	Random Fill #2 Ditch; Losch Pond Ditch Imported Clay
39	Balancing Quantities	Other	\$ (61,266.50)	\$0.00	3.23 3.36	\$ 267,432.00	-22.91%	-0.61%	4/19/2017	Approved	Balancing Quantities; HDPE Pipe - 12 Inch; Relief Well - Abandonment
Total											\$ 2,840,558.94
Total of Project Change Orders			\$2,840,558.94	\$0.00							
Original Contract Amount			12,922,903.94	% Change from Original Amount							
Revised Contract Amount			\$10,082,345.00	28.17%							

*Board approval required

CONTRACT INVOICE LOG

Contractor: Haier Plumbing
301 North Elkton Street, P. O. Box 400
Okawville, IL 62271

Project: SWILCD
Construction Package: BP04

Original Contract Amount:	\$3,190,232.45	
Change Order #1:	\$8,196.30	Flyght Pump & Locking Sewer Lids per MESD
Change Order #2:	\$949.90	Fence Polycarbonate
Change Order #3:	\$10,488.00	Fence Grounding per Ameren
Change Order #4:	\$1,533.00	2 Additional Posts in Concrete per Phillips 66 Request
Change Order #5:	\$2,127.35	Time and material for new fence grounding
Change Order #6:	\$2,402.40	Per MESD Request
Change Order #7:	\$0.00	Contract Time Extension
Change Order #8:	\$1,656.00	2" Well Point SS Pipe
Change Order #9:	\$54,680.20	Site 9 Electrical Changes
Change Order #10:	\$35,602.21	Work Stoppage due to Soil Testing
Change Order #11:	\$80,046.18	Relief Well Construction Obstruction due to Cobble
Change Order #12:	\$0.00	Contract Time Extension to June 30, 2015
Change Order #13:	\$8,981.67	Relief Well 141XB Re-Design
Change Order #14:	\$948.75	Offset Oufall Line of RW 153X
Change Order #15:	\$79,051.00	Clay Cap Benching and Key Volume (3,437 CY)
Change Order #17:	\$2,882,782.25	Pipe Material Change
Change Order #18:	\$13,660.00	Flood Event Emergency Pumping at Site 9
Change Order #19:	-\$29,295.61	Relief Well Quantity Rectification Credit
Change Order #20:	\$23,943.00	CA06 Rock Placement; Clay Cap Blanket and Loss Time
Change Order #21:	\$108,620.00	Clay Cap Bridge; Contract Time Extension to 3/31/17
Change Order #22:	-\$10,656.00	Relief Well Floor Drains and Casing Pipe Supports Credit
Change Order #23:	-\$2,400.00	Credit PZ Abandonments & Time Extension to 7/31/17
Change Order #24:	\$11,235.00	Relief Well Conversions Concrete Seals; Conduit Replacement
Change Order #25:	\$0.00	Contract Time Extension to September 21, 2017 due to high river
Change Order #26:	-\$75,949.65	Credit RCP Balancing Quantities
Total Change Order Amount:	\$3,208,601.95	
Total Revised Contract Amount:	\$6,398,834.40	

Payment Request No.	Pay Request Date	Pay Request Recommended Approval Date	Total Completed to Date (\$)	Amount Retained (10% to 50%) then (5% to 95%)	Total Earned Less Retained (\$)	Amount Invoiced (\$)	Date Paid by FPD	Estimate to Complete Including Retainage (\$)
1	4/11/2014	4/15/2014	\$259,243.33	\$25,924.33	\$233,319.00	\$233,319.00	4/22/2014	\$2,965,109.75
2	6/11/2014	6/12/2014	\$269,731.33	\$26,973.13	\$242,758.20	\$9,439.20	6/19/2014	\$2,967,108.45
3	8/5/2014	8/11/2014	\$325,641.68	\$32,564.17	\$293,077.51	\$50,319.32	8/14/2014	\$2,920,449.49
4	10/1/2014	10/9/2014	\$970,413.05	\$97,041.31	\$873,371.75	\$580,294.24	10/13/2014	\$2,344,213.65
5	11/10/2014	11/11/2014	\$1,576,916.93	\$157,691.69	\$1,419,225.24	\$545,853.49	11/14/2014	\$1,798,360.16
6	12/9/2014	12/11/2014	\$1,805,617.83	\$180,561.78	\$1,625,056.05	\$205,830.81	12/18/2014	\$1,647,209.55
7	1/7/2015	1/13/2015	\$1,981,951.82	\$198,195.18	\$1,783,756.65	\$158,700.59	1/26/2015	\$1,488,508.95
8	1/31/2015	2/6/2015	\$2,353,390.85	\$235,339.09	\$2,118,051.77	\$334,295.13	2/13/2015	\$1,269,862.22
9	2/27/2015	3/9/2015	\$2,402,889.49	\$240,288.95	\$2,162,600.54	\$44,548.77	3/19/2015	\$1,225,313.45
10	3/31/2015	4/10/2015	\$2,512,569.69	\$251,256.97	\$2,261,312.72	\$98,712.18	4/16/2015	\$1,136,531.69
11	4/30/2015	5/12/2015	\$2,599,540.09	\$259,954.01	\$2,339,586.08	\$78,273.36	5/18/2015	\$1,058,258.33
12	6/30/2015	7/7/2015	\$2,608,521.08	\$260,852.12	\$2,347,668.96	\$8,082.50	7/9/2015	\$1,050,175.45
13	9/10/2015	9/14/2015	\$2,815,521.76	\$281,552.18	\$2,533,969.58	\$186,300.00	9/14/2015	\$942,925.83
14	2/5/2016	2/11/2016	\$2,928,221.76	\$292,822.18	\$2,635,399.58	\$101,430.00	2/17/2016	\$3,737,938.08
15	4/30/2016	5/12/2016	\$3,111,701.76	\$301,996.18	\$2,809,705.58	\$174,306.00	5/16/2016	\$3,563,632.08
16	8/2/2016	8/9/2016	\$3,135,644.76	\$160,867.24	\$2,974,777.52	\$165,071.94	8/10/2016	\$3,393,207.53
17	11/4/2016	11/8/2016	\$3,397,154.76	\$174,192.74	\$3,222,962.02	\$248,184.50	11/16/2016	\$3,253,643.03
18	12/2/2016	12/7/2016	\$3,427,154.76	\$177,192.74	\$3,249,962.02	\$27,000.00	12/12/2016	\$3,226,643.03
19	1/6/2017	1/10/2017	\$3,640,688.76	\$195,800.64	\$3,444,888.12	\$194,926.10	1/12/2017	\$3,031,716.93
20	2/3/2017	2/7/2017	\$3,945,234.71	\$206,565.74	\$3,738,668.97	\$293,780.85	2/7/2017	\$2,727,280.08
21	3/5/2017	3/6/2017	\$4,750,460.01	\$246,836.12	\$4,503,623.89	\$764,954.92	3/6/2017	\$1,962,325.16
22	3/31/2017	4/6/2017	\$5,773,126.96	\$300,471.64	\$5,472,655.32	\$969,031.43	4/11/2017	\$1,002,128.73
23	4/28/2017	5/8/2017	\$6,238,928.00	\$314,148.96	\$5,924,779.04	\$452,123.72	5/9/2017	\$550,005.01
24	6/30/2017	7/7/2017	\$6,301,768.00	\$317,290.96	\$5,984,477.04	\$59,698.00	7/11/2017	\$490,307.01
25	9/7/2017	9/8/2017	\$6,388,907.00	\$320,161.41	\$6,068,746.18	\$84,269.14		\$330,088.22

TITLE: CONSTRUCTION CHANGE ORDER LOG

CLIENT: Southwestern Illinois Flood Prevention District Council
PROJECT: Bid Package 04

PROJECT NUMBER: SIFPDC-BP04

Change Request Number	Description	Change Type (Field, Design, Spec, Other)	Cost to FPD	Cost to Others	As Bid Line Item #	Original Cost of Associated Line Item	% of Original Line Item	% of Original Contract	Date	Status	Comments
1	Flight Pump and Locking Sewer Lids	Other	\$0.00	\$8,196.30	4.27	\$ 222,500.00	3.68%	0.26%	3/11/2014	Approved	To be paid by MESD Levee District
2	PVC Fence Panel Fillers	Field	\$949.90	\$0.00	4.22	\$ 140,360.00	0.68%	0.03%	4/4/2014	Approved	To accommodate field condition
3	Furnish and Install Fence Grounding	Field	\$10,488.00	\$0.00	4.22	\$ 140,360.00	7.47%	0.33%	4/17/2014	Approved	Ameren required fence to be grounded; grounding to be every 200ft with 20ft ground rod
4	2 Additional Posts in Concrete per Phillips 66 Request	Field	\$1,533.00	\$0.00	4.22	\$ 140,360.00	1.09%	0.05%	6/17/2014	Approved	2 Additional posts per P66 request
5	Time and material for new fence grounding	Field	\$2,127.35	\$0.00	4.22	\$ 140,360.00	1.52%	0.07%	7/17/2014	Approved	Change order for additional grounding needed as requested by Phillips 66; Time and material
6	Razor Wire on Fence	Other	\$0.00	\$2,402.40	NA	NA	NA	0.08%	8/20/2014	Approved	Razor wire on fence at pump station per MESD Levee District request; to be paid by MESD Levee District
7	Time Extension Request for Fence Delay and High River	Other	\$0.00	\$0.00	NA	NA	NA	0.00%	8/27/2014	Approved	Contract time extension of 43 working days due to security fence approval delay and high river level days that impeded construction
8	Well Point Stainless Steel Pipe diameter change 1-1/4" to 2"	Field	\$1,656.00	\$0.00	4.16	\$ 878,900.00	0.19%	0.05%	9/15/2014	Approved	Well point stainless steel pipe diameter change from 1-1/4" to 2" to improve operability/constructability.
9*	Site 9 Electrical Changes	Other	\$54,680.20	\$0.00	4.28	\$ 222,500.00	24.58%	1.71%	11/19/2014	Approved	Ameren requires upgrades to the existing pump station at Site 9. Board approval required
10	Work stoppage for impacted soil	Other	\$35,602.21	\$0.00	NA	NA	NA	1.12%	1/8/2015	Approved	Work stopped to perform testing due to encountering hydrocarbon odor
11	RW Construction Obstruction	Field	\$80,046.18	\$0.00	4.16	\$ 878,900.00	9.11%	2.51%	1/15/2015	Approved	RW Construction Obstruction due to Cobble Layer during drilling
12	Contract Time Extension	Other	\$0.00	\$0.00	NA	NA	NA	0.00%	2/10/2015	Approved	Contract time extension to June 30, 2015
13	RW 141XB Re-design	Field	\$8,981.67	\$0.00	4.16	\$ 878,900.00	1.02%	0.28%	2/17/2015	Approved	60-slot RW re-design to 40-slot
14	Off-setting Outfall Line of RW 153X	Field	\$948.75	\$0.00	4.16	\$ 878,900.00	0.11%	0.03%	3/6/2015	Approved	Off-setting Outfall Line of RW 153X
15	Clay Cap Benching and Key Volume (3,437 CY)	Other	\$79,051.00	\$0.00	NA	NA	NA	2.48%	8/24/2015	Approved	Clay Cap Benching and Key Volume (3,437 CY) The Clay quantity for the benching was not included in the original BP04 bid tab
17*	Pipe Material Change	Other	\$2,882,782.25	\$0.00	NA	NA	NA	90.36%	12/3/2015	Approved	Pipe material change to meet the Authorized Level flood event design
18*	Flood Event Emergency Pumping at Site 9	Other	\$13,660.00	\$0.00	NA	NA	NA	0.43%	1/20/2016	Approved	Flood Event Emergency Pumping at Site 9

Change Request Number	Description	Change Type (Field, Design, Spec, Other)	Cost to FPD	Cost to Others	As Bid Line Item #	Original Cost of Associated Line Item	% of Original Line Item	% of Original Contract	Date	Status	Comments
19*	Relief Well Quantity Rectification Credit	Other	-\$29,295.61	\$0.00	4.16	\$ 878,900.00	-3.33%	-0.92%	5/18/2016	Approved	Relief Well Quantity Rectification Credit
20*	CA06 Rock Placement; Clay Cap Blanket and Loss Time	Field	\$23,943.00	\$0.00	NA	NA	NA	0.75%	5/18/2016	Approved	CA06 Rock Placement (\$9,553); Clay Cap Blanket and Loss Time (\$14,390)
21*	Clay Cap Bridge; Contract Time Extension to 3/31/17	Field	\$108,620.00	\$0.00	NA	NA	NA	3.40%	8/17/2016	Approved	Clay Cap Bridge; Contract Time Extension to 3/31/17
22*	Relief Well Floor Drains and Casing Pipe Supports Credit	Field	-\$10,656.00	\$0.00	4.16	\$ 878,900.00	-1.21%	-0.33%	8/18/2016	Approved	Plug 18 Relief Well Floor Drains - \$2,214.00; Elimination of 18 casing pipe supports - (\$12,870.00)
23*	Credit PZ Abandonments & Time Extension to 7/31/17	Field	-\$2,400.00	\$0.00	4.2		#DIV/0!	#DIV/0!	3/15/2017	Approved	Credit PZ Abandonments & Time Extension to 7/31/17
24*	Relief Well Conversions Concrete Seals; Siphon Breaker Conduit Replacement	Field	\$11,235.00	\$0.00	4.16	\$ 878,900.00	1.28%	0.35%	3/15/2017	Approved	Relief Well Conversions Concrete Seals; Siphon Breaker Conduit Replacement
25	Contract Time Extension to September 21, 2017 due to high river	Other	\$0.00	\$0.00	NA	NA	NA	0.00%	6/12/2017	Approved	Contract Time Extension to September 21, 2017 due to high river
26	Credit RCP Balancing Quantities	Field	-\$75,949.65	\$0.00	NA	NA	NA	-2.38%	6/22/2017	Approved	Credit RCP Balancing Quantities
Total of Project Change Orders \$3,198,003.25 \$10,598.70										Total	\$ 3,208,601.95

Original Contract Amount Revised Contract Amount % Change from Original Amount
\$3,190,232.45 **6,398,834.40** **100.58%**

*Board approval required

CONTRACT INVOICE LOG

Contractor: Keller Construction, Inc.
22 Illini Drive
Glen Carbon, IL 62034

Project: SWILCD
Construction Package: BP05

Original Contract Amount:	\$ 8,256,481.84	
Change Order #1:	\$ 19,698.78	Locking Sewer Lids per MESD
Change Order #2:	\$ 2,815.00	Gravity Drain Cleanout
Change Order #3:	\$ 1,224.14	Rip Rap Survey
Change Order #4:	\$ 683.99	Manhole Extension
Change Order #5:	\$ 1,863.75	Additional Permits
Change Order #6:	\$ 103,690.00	5 RW Rehabs
Change Order #7:	\$ 31,680.00	PZ Seal Modification
Change Order #8:	\$ 45,199.00	Install 10" Relief Wells instead of 8"
Change Order #9:	\$ 107,201.00	Relief Well Construction Obstruction
Change Order #10:	\$ (5,095.00)	Credit to Remove Vacuum Testing of Manholes
Change Order #11:	\$ -	Contract Time Extension to September 30, 2015
Change Order #12:	\$ (31,680.00)	Delete - PZ Seal Modifications
Change Order #13:	\$ 9,056.25	Remaining Relief Well Permits
Change Order #14:	\$ 110,334.93	60 Slot Relief Well Redesign
Change Order #15:	\$ 83,011.64	Relief Well Construction Obstruction
Change Order #16:	\$ 3,622.38	PZ 875L Alignment Test and Repair
Change Order #17:	\$ 90,000.00	HDPE to RCP Pipe Change-Early Draw for Materials
Change Order #18:	\$ 5,158,639.93	Pipe Material Change to RCP (less CO17)
Change Order #19:	\$ 310,153.93	Flood Event Emergency Pumping at Pump Stations Site 5 & 10
Change Order #20:	\$ 23,178.10	RW Rehab Clean & Test; PZ 875 L
Change Order #21:	\$ (17,715.53)	Credit MOPAC Gates
Change Order #22:	\$ 3,850.10	RW Floor Drain Plugging & Deletion
Change Order #23:	\$ (207,274.33)	Credit Relief Well Quantity Adjustments
Change Order #24:	\$ (714.50)	Credit Delete Casing Pipe Supports
Change Order #25:	\$ 137,693.68	Clay Cap Keyway Subsurface Conditions
Change Order #26:	\$ (8,525.96)	Balancing Quantities Credit HDPE Pipe – 12 Inch
Total Change Order Amount:	\$5,972,591.28	
Total Revised Contract Amount:	\$14,229,073.12	

Payment Request No.	Pay Request Date	Pay Request Recommended Approval Date	Total Completed to Date (\$)	Amount Retained (10% to 50%) then (5% to 95%)	Total Earned Less Retained (\$)	Amount Invoiced (\$)	Date Paid by FPD	Estimate to Complete Included Retainage (\$)
1	2/28/2014	3/7/2014	\$266,054.00	\$26,605.40	\$239,448.60	\$239,448.60	3/25/2014	\$8,017,033.24
2	3/31/2014	4/16/2014	\$883,107.43	\$88,310.74	\$794,796.69	\$555,348.09	4/22/2014	\$7,461,685.15
3	4/30/2014	4/16/2014	\$1,462,259.11	\$146,225.91	\$1,316,033.20	\$521,236.51	5/22/2014	\$6,960,147.42
4	5/31/2014	6/10/2014	\$1,627,018.16	\$162,701.82	\$1,464,316.34	\$148,283.15	6/19/2014	\$6,814,679.28
5	6/30/2014	7/14/2014	\$1,750,946.56	\$175,094.66	\$1,575,851.90	\$111,535.56	7/17/2014	\$6,704,367.86
6	8/31/2014	9/9/2014	\$2,052,379.42	\$205,237.94	\$1,847,141.48	\$271,289.57	9/15/2014	\$6,433,762.27
7	9/30/2014	10/9/2014	\$2,442,332.85	\$244,233.29	\$2,198,099.57	\$350,958.09	10/16/2014	\$6,084,667.94
8	10/31/2014	11/13/2014	\$3,002,182.98	\$300,218.31	\$2,701,964.67	\$503,865.11	11/18/2014	\$5,684,492.83
9	11/30/2014	12/12/2014	\$3,506,445.51	\$350,644.57	\$3,155,800.94	\$453,836.27	12/18/2014	\$5,262,336.56
10	12/31/2014	1/15/2015	\$3,740,982.49	\$374,098.27	\$3,366,884.22	\$211,083.28	1/26/2015	\$5,051,253.28
11	1/31/2015	2/6/2015	\$4,088,696.15	\$408,869.64	\$3,679,826.51	\$312,942.29	2/18/2015	\$4,885,615.99
12	2/28/2015	3/9/2015	\$4,251,060.82	\$425,106.10	\$3,825,954.72	\$146,128.21	3/19/2015	\$4,739,487.78
13	3/31/2015	4/10/2015	\$5,082,851.69	\$508,285.19	\$4,574,566.50	\$748,611.78	4/16/2015	\$3,990,876.00
14	4/30/2015	5/12/2015	\$5,497,369.50	\$274,868.49	\$5,222,501.01	\$647,934.51	5/18/2015	\$3,513,664.31
15	5/31/2015	6/10/2015	\$6,007,102.52	\$300,355.14	\$5,706,747.38	\$484,246.37	6/16/2015	\$3,029,417.94
16	6/30/2015	7/7/2015	\$6,065,079.91	\$303,254.01	\$5,761,825.90	\$55,078.52	7/14/2015	\$2,974,339.42
17	7/31/2015	8/3/2015	\$6,123,848.73	\$306,192.45	\$5,817,656.28	\$55,830.38	8/20/2015	\$2,918,509.04
18	8/31/2015	9/11/2015	\$6,134,110.93	\$306,706.56	\$5,827,404.37	\$9,749.09	9/16/2015	\$2,912,383.33
19	9/30/2015	10/8/2015	\$6,162,786.16	\$308,139.32	\$5,854,646.84	\$27,241.47	10/21/2015	\$2,885,140.86
20	10/31/2015	11/13/2015	\$6,186,400.94	\$309,320.06	\$5,877,080.88	\$22,434.04	11/17/2015	\$2,952,706.82
21	11/30/2016	1/8/2016	\$6,186,400.94	\$311,981.05	\$5,874,419.89	(\$2,660.99)	Adjust for Retension-Apply to Req 22	
22	12/1/2015	1/8/2016	\$6,212,507.17	\$314,408.19	\$5,898,098.98	\$21,018.10	1/20/2016	\$8,090,328.65
23	1/30/2016	2/5/2016	\$6,588,304.41	\$332,344.71	\$6,255,959.70	\$357,860.72	2/17/2016	\$8,042,621.86

Payment Request No.	Pay Request Date	Pay Request Recommended Approval Date	Total Completed to Date (\$)	Amount Retained (10% to 50%) then (5% to 95%)	Total Earned Less Retained (\$)	Amount Invoiced (\$)	Date Paid by FPD	Estimate to Complete Included Retainage (\$)
24	2/29/2016	3/8/2016	\$6,598,658.81	\$333,380.15	\$6,265,278.66	\$9,318.96	3/17/2016	\$8,033,302.90
25	3/31/2016	4/4/2016	\$6,697,823.07	\$338,187.33	\$6,359,635.74	\$94,357.08	4/20/2016	\$7,962,123.92
26	4/30/2016	5/11/2016	\$6,744,735.45	\$342,695.08	\$6,402,040.37	\$42,404.63	5/17/2016	\$7,902,003.76
27	5/31/2016	6/10/2016	\$6,749,705.45	\$342,943.58	\$6,406,761.87	\$4,721.50	6/16/2016	\$7,897,282.26
28	7/31/2016	8/2/2016	\$6,762,439.93	\$343,580.30	\$6,418,859.63	\$12,097.76	8/15/2016	\$7,889,034.60
29	8/31/2016	9/9/2016	\$6,805,013.50	\$342,120.96	\$6,462,892.54	\$44,032.91	9/20/2016	\$7,637,727.36
30	9/30/2016	10/6/2016	\$6,918,376.86	\$347,789.14	\$6,570,587.72	\$107,695.18	10/11/2016	\$7,530,032.18
31	10/31/2016	11/9/2016	\$7,426,077.72	\$398,134.94	\$7,027,942.78	\$457,355.06	11/16/2016	\$7,071,962.62
32	11/30/2016	12/5/2016	\$8,356,329.18	\$490,688.02	\$7,865,641.16	\$837,698.38	12/23/2016	\$6,234,264.24
33	12/31/2016	1/5/2017	\$9,064,873.28	\$342,820.60	\$8,722,052.68	\$856,411.52	1/19/2017	\$5,377,852.72
34	1/31/2017	2/3/2017	\$10,476,583.85	\$347,842.61	\$10,128,741.24	\$1,406,688.56	2/15/2017	\$3,971,164.16
35	2/28/2017	3/3/2017	\$11,660,319.35	\$398,802.86	\$11,261,516.49	\$1,132,775.25	3/14/2017	\$2,838,388.91
36	3/31/2017	4/7/2017	\$12,141,797.34	\$422,785.46	\$11,719,011.88	\$457,495.39	4/19/2017	\$2,380,893.52
37	4/30/2017	5/8/2017	\$12,163,132.74	\$423,852.23	\$11,739,280.51	\$20,268.63	5/15/2017	\$2,498,318.57
38	4/30/2017	5/8/2017	\$12,172,337.94	\$317,063.24	\$11,855,274.70	\$115,994.19	6/14/2017	\$2,373,798.42
39	6/30/2017	7/7/2017	\$12,199,186.44	\$317,446.80	\$11,881,739.64	\$26,464.94	7/19/2017	\$2,347,333.48
40	7/31/2017	8/10/2017	\$12,350,346.99	\$332,562.86	\$12,017,784.13	\$136,044.49	8/15/2017	\$2,211,288.99
41	8/31/2017	9/8/2017	\$13,185,346.99	\$151,455.32	\$13,033,891.67	\$1,016,107.54		\$1,195,181.45

TITLE: CONSTRUCTION CHANGE ORDER LOG

CLIENT: Southwestern Illinois Flood Prevention District Council
PROJECT: Bid Package 05

PROJECT NUMBER: SIFPDC-BP05

Change Request Number	Description	Change Type (Field, Design, Spec, Other)	Cost to FPD	Cost to Others	As Bid Line Item #	Original Cost of Associated Line Item	% of Original Line Item	% of Original Contract	Date	Status	Comments
1*	Locking Sewer Lids	Other	\$0.00	\$19,698.78	5.18-5.22	\$ 113,685.00	17.33%	0.24%	3/18/2014	Approved	To be paid by MESD Levee District
2	Gravity Drain Cleaning	Field	\$2,815.00	\$0.00	5.29	\$ 67,225.00	4.19%	0.03%	4/16/2014	Approved	Anticipated \$2,815.00 change to accommodate field condition and constructability
3	Rip Rap Survey	Field	\$1,224.14	\$0.00	NA	NA	NA	0.01%	6/18/2014	Approved	Operator and equipment cost for assistance with survey done on rip rap discovered on railroad embankment
4	Manhole JN1601 Extension	Field	\$683.99	\$0.00	5.21	\$ 9,325.00	7.34%	0.01%	7/18/2014	Approved	4ft extension due to BP05 and BP2B grade conflict
5	Permits for relief well conversions due to change with IL Public Health Dept	Other	\$1,863.75	\$0.00	5.26	\$ 211,728.64	0.88%	0.02%	10/30/2014	Approved	Permits for relief well conversions due to change with IL Public Health Dept; Owner will be responsible for all permits and fees
6	Relief Wells Rehabs	Other	\$103,690.00	\$0.00	NA	NA	NA	1.26%	10/30/2014	Approved	Relief well rehabilitations in the plans but were omitted from the bid tab
7*	PZ Seal Modifications	Design	\$31,680.00	\$0.00	5.22	\$ 171,680.00	18.45%	0.38%	11/19/2014	Approved	The new detail extends the concrete seal 4' below ground surface which should provide more stability for the above-grade part of the piezometer.
8	Installation and testing 10" Relief Wells instead of 8" Wells	Design	\$45,199.00	\$0.00	5.28	\$ 2,156,379.63	2.10%	0.55%	2/2/2015	Approved	Based on site-specific designs performed after pilot hole drilling, ten wells were final-designed with 10" diameter screens and risers to optimize well length and/or meet the USACE entrance velocity standard.
9*	RW Construction Obstruction	Field	\$107,201.00	\$0.00	5.27 5.28	\$ 3,204,234.48	3.35%	1.30%	1/15/2015	Approved	RW Construction Obstruction due to Cobble Layer during drilling; submitted January 21, 2015 for Board approval
10	Credit-Remove Vacuum Testing of Manholes	Other	\$ (5,095.00)	\$0.00	5.18-5.21	\$ 113,685.00	-4.48%	-0.06%	2/2/2015	Approved	PCN approved to remove the requirements for ASTM C1244 Standard Test Method for Concrete Sewer
11	Contract Time Extension	Other	\$0.00	\$0.00	NA	NA	NA	0.00%	2/10/2015	Approved	Contract Time Extension to September 30, 2015
12	Delete - PZ Seal Modifications	Other	\$ (31,680.00)	\$0.00	5.22	\$ 171,680.00	-18.45%	-0.38%	4/16/2015	Approved	Delete piezometer seal modifications
13	Remaining Relief Well Permits	Other	\$9,056.25	\$0.00	NA	NA	NA	0.11%	4/16/2015	Approved	Per spec sec 00 800 par 6.4-Owner will be responsible for all permits and fees
14	60 Slot Relief Well Redesign	Field	\$110,334.93	\$0.00	5.27 5.28	\$ 3,204,234.48	3.44%	1.34%	4/16/2015	Approved	60 Slot Relief Well Redesign

TITLE: CONSTRUCTION CHANGE ORDER LOG

CLIENT: Southwestern Illinois Flood Prevention District Council
PROJECT: Bid Package 05

PROJECT NUMBER: SIFPDC-BP05

Change Request Number	Description	Change Type (Field, Design, Spec, Other)	Cost to FPD	Cost to Others	As Bid Line Item #	Original Cost of Associated Line Item	% of Original Line Item	% of Original Contract	Date	Status	Comments
15	RW Construction Obstruction	Field	\$83,011.64	\$0.00	5.27 5.28	\$ 3,204,234.48	2.59%	1.01%	5/15/2015	Within approved budget	RW Construction Obstruction due to Cobble Layer during drilling; submitted January 21, 2015 for Board approval
16	PZ 875L Alignment Test and Repair	Field	\$3,622.38	\$0.00	NA	NA	NA	0.04%	7/7/2015	Approved	Alignment test and repairs
17	HDPE to RCP Pipe Change-Early Draw	Other	\$90,000.00	\$0.00	NA	NA	NA	1.09%	10/16/2015	Approved	HDPE to RCP Pipe Change; Early draw to order materials
18*	Pipe Material Change	Other	\$5,158,639.93	\$0.00	NA	NA	NA	62.48%	12/16/2015	Approved	HDPE to RCP Pipe Change
19*	Flood Event Emergency Pumping at Pump Stations Site 5 & 10	Other	\$310,153.93	\$0.00	NA	NA	NA	3.76%	1/20/2016	Approved	Flood Event Emergency Pumping at Pump Stations Site 5 & 10
20*	RW Rehab Clean & Test; PZ 875 L	Other	\$23,178.10	\$0.00	5.22 5.23 NA	\$ 181,620.00	0.28%	0.16%	3/18/2016	Approved	RW Rehab Clean & Test; PZ 875 L
21	Credit change Mopac Sluice Gate	Other	-\$17,715.53	\$0.00	5.30 5.32	\$ 157,587.00	-11.24%	-0.21%	3/31/2016	Approved	Credit change Mopac Sluice Gate
22*	RW Floor Drain Plugging & Deletion	Field	\$3,850.10	\$0.00	NA	NA	NA	0.05%	7/20/2016	Approved	RW Floor Drain Plugging & Deletion
23*	Credit Relief Well Quantity Adjustments	Field	-\$207,274.33	\$0.00	5.27 5.28	\$ 3,204,234.48	-6.47%	-2.51%	8/17/2016	Approved	Credit Relief Well Quantity Adjustments
24	Credit Delete Casing Pipe Supports	Other	-\$714.50	\$0.00	5.27 5.28	\$ 3,204,234.48	-0.02%	-0.01%	11/1/2016	Approved	Credit Delete Casing Pipe Supports
25*	Clay Cap Keyway Subsurface Conditions Time Ext to 11/15/17	Field	\$137,693.68	\$0.00	5.08	\$ 1,882,247.68	7.32%	1.67%	4/19/2017	Approved	Clay Cap Keyway Subsurface Conditions; Time Ext to 11/15/17
26	Balancing Quantities Credit HDPE Pipe - 12 Inch	Other	-\$8,525.96	\$0.00	5.12	\$ 244,662.00	-3.48%	-0.10%	6/8/2017		Balancing Quantities Credit HDPE Pipe - 12 Inch
Total of Project Change Orders			\$5,952,892.50	\$19,698.78							\$5,972,591.28
Original Contract Amount			\$8,256,481.84								
Revised Contract Amount			14,229,073.12								
				% Change from Original Amount							
				72.34%							

*Board approval required

CONTRACT INVOICE LOG

Contractor: SAK Construction, LLC.
864 Hoff Road
O'Fallon, MO 63366

Project: SWILCD
Construction Package: BP5A

Original Contract Amount: \$699,900.00
Change Order 1: \$0.00 **Contract Time Extension to June 12, 2017**
Total Change Order Amount: \$0.00
Total Revised Contract Amount: **\$699,900.00**

Payment Request No.	Pay Request Date (Period To:)	Pay Request Recommended Approval Date	Total Completed to Date (\$)	Amount Retained (10% to 50%) then (5% to 95%)	Total Earned Less Retained (\$)	Amount Invoiced (\$)	Date Paid by FPD	Estimate to Complete Including Retainage (\$)
1	4/7/2017	4/7/2017	\$42,500.00	\$4,250.00	\$38,250.00	\$38,250.00	4/19/2017	\$661,650.00
2	5/3/2017	5/8/2017	\$200,544.80	\$20,054.48	\$180,490.32	\$142,240.32	5/15/2017	\$519,409.68
3	9/2/2017	9/11/2017	\$218,044.80	\$21,804.48	\$196,240.32	\$15,750.00		\$503,659.68

TITLE: CONSTRUCTION CHANGE ORDER LOG

CLIENT: Southwestern Illinois Flood Prevention District Council
PROJECT Bid Package 5A

PROJECT NUMBER: SIFPDC-BP05

Change Request Number	Description	Change Type (Field, Design, Spec, Other)	Cost to FPD	Cost to Others	As Bid Line Item #	Original Cost of Associated Line Item	% of Original Line Item	% of Original Contract	Date	Status	Comments
1	Contract Time Extension to 6/12/17	Other	\$0.00	\$0.00	NA	NA	0.00%	0.00%	4/4/2017	Approved	Contract Time Extension to June 12, 2017
2	Contract Time Extension to 8/14/17	Other	\$0.00	\$0.00	NA	NA	0.00%	0.00%	6/5/2017	Approved	Contract Time Extension to August 14, 2017
3	Contract Time Extension to October 5, 2017	Other	\$0.00	\$0.00	NA	NA	0.00%	0.00%	7/28/2017		Contract Time Extension to October 5, 2017
Total of Project Change Orders			\$0.00	\$0.00							\$0.00
Original Contract Amount			699,900.00								
Revised Contract Amount			699,900.00								
				% Change from Original Amount							0.00%

*Board approval required

CONTRACT INVOICE LOG

Contractor: The Lane Construction Corporation
 90 Fieldstone Ct.
 Cheshire, CT 06410-1212

Project: SWILCD 56317001.008.0017
Construction Package: BP06
Original Contract Amount: \$12,857,127.75

Change Order #1:	\$0.00	Spiral Wound Slip Lining
Change Order #2:	\$1,870.00	Bronze Survey Markers
Change Order #3:	\$132,809.60	Red Flint Filter Pack Material
Change Order #4:	\$12,040.40	Air Testing of HDPE Storm Sewer Pipe 12" 18" and 24"
Change Order #5:	\$29,566.29	SaniTite pipe upgrade and air testing on 30"-42" pipe
Change Order #6:	\$26,950.00	Vacuum testing manholes
Change Order #7:	\$205,863.75	Additional Pilot Hole Drilling & Additional Pilot Hole Sampling
Change Order #8:	\$4,210.00	Raise to Grade Piezometer
Change Order #9:	\$9,504.00	Modify Piezometer
Change Order #10:	\$18,339.63	12" Surface Aggregate
Change Order #11:	\$1,282,932.15	Relief Well Quantity Changes
Change Order #12:	\$37,935.66	Various Changes for Board Approval
Change Order #13:	\$43,664.49	Various Changes for Board Approval
Change Order #14:	\$177,854.69	Relief Well Construction Obstruction
Change Order #15:	\$0.00	Contract Time Extension to September 30, 2015
Change Order #16:	\$10,004.04	Concrete Headwall and Flap Gate at RW-200X; HDPE pipe 12 inch added to P-200X; HDPE pipe 12 inch added to 70-C; Manhole – 48 inch deleted JN-70 C; HDPE pipe 12 inch
Change Order #17:	(\$10,106.25)	Credit-Remove Vacuum Testing of Manholes
Change Order #18:	\$63,230.97	60 Slot Relief Well Redesign
Change Order #19:	\$20,923.32	Relief Well Construction Obstruction
Change Order #20:	\$17,910.08	Abandon Existing PZ P37 12" Agg Surface Abandon Existing PZ 239L and install new PZ
Change Order #21:	\$4,562.64	Relief Well Construction Obstruction
Change Order #22:	\$83,071.89	RCP at Pulcher's Driveway and Increase in Relief Well Quantities
Change Order #23:	\$38,213.76	Emergency T&M Work - Flood Event June 2015; Modifications to PDP/FL Piezometers 204L, 537L, and 679L
Change Order #24:	\$14,496.25	Collection Pipe P 145X
Change Order #25:	\$0.00	Contract Time Extension to December 31, 2015
Change Order #26:	\$3,770.53	Right of Way Monuments Resetting @ stations 338+00 and 533+00
Change Order #27:	\$0.00	Contract Time Extension
Change Order #28:	\$123,507.94	Pipeline Repair
Change Order #29:	\$0.00	Contract Time Extension to September 8, 2016
Change Order #30:	\$218,282.42	Remob for RWs; Quantity Adjustments for Berms and Clay Cap
Change Order #31:	\$79,992.22	Pulcher Drainage Improvements
Change Order #32:	-\$72,271.08	Credit Various Work Items Pipe Casing, Pipe Repair, Fernco, Pulcher

Total Change Order Amount: \$2,579,129.39
Total Revised Contract Amount: \$15,436,257.14

Payment Request No.	Pay Request Date	Pay Request Recommended Approval Date	Total Completed to Date (\$)	Amount Retained (10% to 50%) then (5% to 95%)	Total Earned Less Retainage	Amount Invoiced (\$)	Date Paid by FPD	Estimate to Complete Including Retainage (\$)
1	12/1/2013	12/9/2013	\$85,500.00	\$8,550.00	\$76,950.00	\$76,950.00	12/20/2013	\$12,780,177.75
2	1/1/2014	2/10/2014	\$302,624.00	\$30,262.40	\$272,361.60	\$195,411.60	2/20/2014	\$12,584,766.15
3	2/3/2014	2/10/2014	\$1,082,723.00	\$108,272.30	\$974,450.70	\$702,089.10	2/20/2014	\$11,882,677.05
4	3/1/2014	3/14/2014	\$1,486,548.00	\$148,654.80	\$1,337,893.20	\$363,442.50	3/25/2014	\$11,519,234.55
5	4/1/2014	4/16/2014	\$2,819,792.90	\$281,979.29	\$2,537,813.61	\$1,199,920.41	4/22/2014	\$10,321,184.14
6	5/1/2014	5/13/2014	\$3,912,098.90	\$391,209.89	\$3,520,889.01	\$983,075.40	5/22/2014	\$9,338,108.74
7	6/1/2014	6/10/2014	\$4,741,611.90	\$474,161.19	\$4,267,450.71	\$746,561.70	6/19/2014	\$8,591,547.04
8	7/1/2014	7/14/2014	\$5,406,637.90	\$540,663.79	\$4,865,974.11	\$598,523.40	7/17/2014	\$8,125,833.24
9	8/1/2014	8/8/2014	\$5,785,001.65	\$578,500.17	\$5,206,501.49	\$340,527.38	8/19/2014	\$8,073,440.31
10	9/3/2014	9/5/2014	\$6,053,869.33	\$605,386.93	\$5,448,482.40	\$241,980.91	9/15/2014	\$7,849,799.02
11	10/1/2014	10/3/2014	\$6,752,179.87	\$675,217.99	\$6,076,961.88	\$628,479.49	10/16/2014	\$8,504,251.69
12	11/1/2014	11/10/2014	\$7,466,202.56	\$746,620.26	\$6,719,582.30	\$642,620.41	11/18/2014	\$7,899,566.94
13	12/1/2014	12/8/2014	\$8,071,969.19	\$807,196.92	\$7,264,772.27	\$545,189.97	12/18/2014	\$7,398,041.46
14	1/1/2015	1/13/2015	\$9,086,036.15	\$454,301.81	\$8,631,734.33	\$1,366,962.07	1/26/2015	\$6,031,079.39
15	2/1/2015	2/6/2015	\$10,631,046.43	\$531,552.32	\$10,099,494.11	\$1,467,759.77	2/18/2015	\$4,741,174.30

Payment Request No.	Pay Request Date	Pay Request Recommended Approval Date	Total Completed to Date (\$)	Amount Retained (10% to 50%) then (5% to 95%)	Total Earned Less Retainage	Amount Invoiced (\$)	Date Paid by FPD	Estimate to Complete Including Retainage (\$)
16	3/1/2015	3/9/2015	\$11,159,175.28	\$557,958.76	\$10,601,216.51	\$501,722.40	3/19/2015	\$4,249,455.94
17	4/1/2015	4/10/2015	\$12,128,575.99	\$606,428.80	\$11,522,147.19	\$920,930.68	4/16/2015	\$3,381,649.98
18	5/1/2015	5/8/2015	\$13,089,041.43	\$654,452.07	\$12,434,589.36	\$912,442.17	5/18/2015	\$2,490,131.13
19	6/1/2015	6/5/2015	\$13,723,208.55	\$686,160.43	\$13,037,048.13	\$602,458.77	6/16/2015	\$1,910,145.08
20	7/1/2015	7/6/2015	\$14,005,443.45	\$700,272.17	\$13,305,171.28	\$268,123.15	7/14/2015	\$1,725,093.82
21	8/1/2015	8/7/2015	\$14,045,434.28	\$702,271.71	\$13,343,162.57	\$37,991.28	8/20/2015	\$1,725,316.29
22	9/1/2015	9/11/2015	\$14,070,459.28	\$703,522.96	\$13,366,936.32	\$23,773.75	9/16/2015	\$1,716,038.79
23	10/1/2015	10/9/2015	\$14,194,301.91	\$654,204.74	\$13,540,097.17	\$173,158.86	10/21/2015	\$1,542,877.94
24	11/1/2015	11/13/2015	\$14,466,220.84	\$667,802.68	\$13,798,418.16	\$258,322.99	11/17/2015	\$1,284,556.95
25	12/1/2015	12/8/2015	\$14,586,512.09	\$673,817.24	\$13,912,694.85	\$114,276.68	12/17/2015	\$1,170,280.26
26	1/1/2016	1/8/2016	\$14,671,739.09	\$678,078.59	\$13,993,660.50	\$80,965.65	1/20/2016	\$1,093,085.14
27	2/1/2016	2/5/2016	\$14,690,989.09	\$679,041.09	\$14,011,948.00	\$18,287.50	2/17/2016	\$1,074,797.64
28	3/31/2016	4/14/2016	\$14,734,532.27	\$420,767.79	\$14,313,764.48	\$301,816.49	4/20/2016	\$772,981.15
29	4/30/2016	5/12/2016	\$14,890,787.97	\$429,290.09	\$14,461,497.88	\$147,733.40	5/17/2016	\$748,755.70
30	5/31/2016	6/10/2016	\$15,014,310.95	\$486,735.97	\$14,527,574.98	\$66,077.10	6/16/2016	\$682,678.60
31	6/30/2016	7/7/2016	\$15,070,725.18	\$371,548.01	\$14,699,177.17	\$171,602.19	7/15/2016	\$511,076.41
32	7/31/2016	8/2/2016	\$15,295,183.00	\$373,143.70	\$14,922,039.30	\$222,862.13	8/15/2016	\$506,496.70
33	8/31/2016	9/9/2016	\$15,319,884.59	\$373,143.70	\$14,946,740.89	\$24,701.59	9/20/2016	\$481,795.11
34	10/31/2016	11/9/2016	\$15,383,878.36	\$373,143.69	\$15,010,734.67	\$63,993.78	11/16/2016	\$497,793.55
35	11/30/2016	12/5/2016	\$15,427,757.16	\$366,735.97	\$15,061,021.19	\$50,286.52	12/23/2016	\$375,235.95
36	1/31/2017	2/2/2017	\$15,436,257.14	\$366,735.97	\$15,069,521.17	\$8,499.98	2/15/2017	\$0.00

* \$366,735.97 submitted to Monroe County Circuit Court for the lien from MSI; final payment made to Lane Construction

TITLE: CONSTRUCTION CHANGE ORDER LOG

CLIENT: Southwestern Illinois Flood Prevention District Council
PROJECT: Bid Package 06

PROJECT NUMBER: SIFPDC-BP06

Change Request Number	Description	Change Type (Field, Design, Spec, Other)	Cost to FPD	Cost to Others	As Bid Line Item #	Original Cost of Associated Line Item	% of Original Line Item	% of Original Contract	Date	Status	Comments
1	Spiral Wound (Slip-Lining)	Spec	\$0.00	\$0.00	6.20	\$ 1,629,000.00	0.00%	0.00%	2/27/2014	Approved	Specification change to coordinate and be consistent with material and methods used by Corps of Engineers
2	Bronze Survey Markers	Spec	\$1,870.00	\$0.00	6.40	\$ 1,039,884.00	0.18%	0.01%	3/18/2014	Approved	Specification change to make consistent with other bid packages. Comments back from Corps of Engineers on other bid packages but was missed on this bid package.
3	Red Flint Filter Pack	Spec	\$132,809.60	\$0.00	6.39 6.40	\$ 1,806,432.00	7.35%	1.03%	6/20/2014	Approved	Specification change as required by the Corp of Engineers. The change order cost of \$132,809.60 is based on original bid quantities and may increase based on final relief well design. If final quantities result in increase of 10% above original line item, Board approval required
4	Air Testing of HDPE Storm Sewer Pipe 12" 18" and 24"	Spec	\$12,040.40	\$0.00	NA	NA	NA	0.09%	7/17/2014	Approved	Specification change to make consistent with other bid packages.
5*	SaniTite pipe upgrade and air testing on 30"-42" pipe	Spec	\$29,566.29	\$0.00	6.25 6.26 6.27	\$ 149,797.00	19.74%	0.23%	7/17/2014	Approved	Specification change to make consistent with other bid packages. Board approval required
6	Vacuum testing manholes	Spec	\$26,950.00	\$0.00	NA	NA	NA	0.21%	7/17/2014	Approved	Specification change to make consistent with other bid packages. Board approval required
7*	Additional Pilot Hole Drilling & Additional Pilot Hole Sampling	Design	\$205,863.75	\$0.00	6.38	\$ 251,775.00	81.76%	1.60%	7/17/2014	Approved	Design change to accommodate actually quantities. Bid quantities were very preliminary since no pilot holes were drilled at the time and Amec had not received the USACE design template for relief wells. Board approval required
8*	Raise to Grade Piezometer	Field	\$4,210.00	\$0.00	6.45	\$ 21,050.00	20.00%	0.03%	7/17/2014	Approved	PZ 689L to be raised to grade to accommodate field conditions. Board approval required
9	Modify Piezometer	Field	\$9,504.00	\$0.00	6.43	\$ 132,960.00	7.15%	0.07%	7/18/2014	Approved	Modify piezometers seal to provide additional concrete
10	Surface Aggregate	Design	\$18,339.63	\$0.00	NA	NA	NA	0.14%	8/25/2014	Approved	12 inch Aggregate Surface Course, Type A" item for driveways and field access roads. This was not included in the original proposal and was added per detail on sheet CC-C513 and various plan sheets showing the locations.
11*	Relief Well Quantity Change	Design	\$1,282,932.15	\$0.00	6.39 6.40	\$ 1,806,432.00	71.02%	9.98%	9/12/2014	Approved	Additional quantities required due to deeper pilot holes required to achieve necessary penetration. Board approval required.
12*	Additional 50VF of Pilot Hole Drilling; Decrease RW Add Riser 1 EA; Add RW Abandonment 1 EA; PZ 679R Convert to Below Grade Piezometer; T&M 2 Clay Cap Undercut	Field	\$37,935.66	\$0.00	6.09 6.38 6.42 6.46 6.32	\$ 575,290.00	6.59%	0.30%	10/10/2014	Approved	See change order summary presented to Board for review and approval in the October 15, 2014 Board Meeting
13*	Hydraulic structure painting of the 84" bulkhead; T&M 3 Clay Cap Undercut; Modify PZ Raise to Grade to PZ Raise to Grade Special	Field	\$43,664.49	\$0.00				0.34%	11/19/2014	Approved	Board approval required
14*	RW Construction Obstruction	Field	\$177,854.69	\$0.00	6.39 6.40	\$ 1,806,432.00	9.85%	1.38%	1/21/2015	Approved	RW Construction Obstruction due to Cobble Layer during drilling. Board approval required.
15	Contract Time Extension	Other	\$0.00	\$0.00	NA	NA	NA	0.00%	2/10/2015	Approved	Contract Time Extension to September 30, 2015

TITLE: CONSTRUCTION CHANGE ORDER LOG

CLIENT: Southwestern Illinois Flood Prevention District Council
PROJECT: Bid Package 06

PROJECT NUMBER: SIFPDC-BP06

Change Request Number	Description	Change Type (Field, Design, Spec, Other)	Cost to FPD	Cost to Others	As Bid Line Item #	Original Cost of Associated Line Item	% of Original Line Item	% of Original Contract	Date	Status	Comments
16*	Concrete Headwall and Flap Gate at RW-200X; HDPE pipe 12 inch added to P-200X; HDPE pipe 12 inch added to 70-C; Manhole – 48 inch deleted JN-70 C; HDPE pipe 12 inch deleted P-S516 for 70C.	Field	\$10,004.04	\$0.00	6.39 6.40	\$ 1,806,432.00	0.55%	0.08%	2/12/2015	Approved	Change Description submitted in change order memo for Board approval 2/18/15
17	Credit-Remove Vacuum Testing of Manholes		\$ (10,106.25)	\$0.00	NA	NA	NA	-0.08%	3/4/2015	Approved	PCN approved to remove the requirements for ASTM C1244 Standard Test Method for Concrete Sewer
18*	60 Slot Relief Well Redesign	Field	\$63,230.97	\$0.00	6.40	\$ 1,039,884.00	6.08%	0.49%	3/18/2015	Approved	60-slot RW re-design to 40-slot; Board approval required
19	RW Construction Obstruction	Field	\$20,923.32	\$0.00	6.39 6.40	\$ 1,806,432.00	1.16%	0.16%	5/8/2015	Approved	RW Construction Obstruction due to Cobble Layer during drilling. To be processed under budget Board approved 1/21/15
20*	Abandon Existing PZ P37 12" Agg Surface Abandon Existing PZ 239L and install new PZ	Field	\$17,910.08	\$0.00	6.04 6.43 6.44	\$ 554,700.00	3.23%	0.14%	5/15/2015	Approved	Changes proposed to accommodate field conditions. Board approval required.
21	RW Construction Obstruction	Field	\$4,562.64	\$0.00	6.39 6.40	\$ 1,806,432.00	0.25%	0.04%	5/29/2015	Approved	RW Construction Obstruction due to Cobble Layer during drilling. To be processed under budget Board approved 1/21/15
22*	RCP at Pulcher's Driveway Increase in Relief Well Quantities	Field	\$83,071.89	\$0.00	6.39 6.40	\$ 1,806,432.00	4.60%	0.65%	6/17/2015	Approved	RCP at Pulcher's Driveway Increase in Relief Well Quantities Board approval required
23*	Emergency T&M Work - Flood Event June 2015; Modifications to PDP/FL Piezometers 204L, 537L, and 679L	Field	\$38,213.76	\$0.00	NA	NA	NA	0.30%	7/15/2015	Approved	Emergency T&M Work - Flood Event June 2015; Modifications to PDP/FL Piezometers 204L, 537L, and 679L
24*	Collection Pipe P 145X	Field	\$14,496.25	\$0.00	NA	NA	NA	0.11%	8/19/2015	Approved	Extra work to accommodate field conditions related to Collection Pipe P 145X; Board approval required
25	Contract Time Extension	Other	\$0.00	\$0.00	NA	NA	NA	0.00%	2/10/2015	Approved	Substantial Completion by December 31, 2015(excludes permanent seeding); Final Completion April 14, 2016
26	Right of Way Monuments Resetting @ stations 338+00 and 533+00	Field	\$3,770.53	\$0.00	NA	NA	NA	0.03%	12/16/2015	Approved	Right of Way Monuments Resetting @ stations 338+00 and 533+00
27*	Contract Time Extension	Other	\$0.00	\$0.00	NA	NA	NA	0.00%	5/6/2016	Approved	94 additional working days to be added to the contract time due to weather/river delays. New contract dates to be 7/26/16 substantial and 8/26/16 final.
28*	Pipeline Repair	Field	\$123,507.94	\$0.00	NA	NA	NA	0.96%	3/18/2016	Approved	Village of East Carondelet Pipeline Repair; approved in March Board meeting. (This change order includes \$29,950 approved by Board in Sept. 2015 and \$93,557.94 approved by Board in March 2016.)
29	Contract Time Extension	Other	\$0.00	\$0.00	NA	NA	NA	0.00%	7/5/2016	Approved	7 additional working days to be added to the contract time due to weather/river delays. New contract final completion date to become 9/8/16.

TITLE: CONSTRUCTION CHANGE ORDER LOG

CLIENT: Southwestern Illinois Flood Prevention District Council
PROJECT: Bid Package 06

PROJECT NUMBER: SIFPDC-BP06

Change Request Number	Description	Change Type (Field, Design, Spec, Other)	Cost to FPD	Cost to Others	As Bid Line Item #	Original Cost of Associated Line Item	% of Original Line Item	% of Original Contract	Date	Status	Comments
30*	Remobilization Charge for RW 70A, 70B, and 70C; Quantity rectification for Seepage Berms and Clay Caps	Other	\$218,282.42	\$0.00	NA	NA	NA	1.70%	7/20/2016	Approved	Remobilization Charge for RW 70A, 70B, and 70C; Quantity rectification for Seepage Berms and Clay Caps ; Board approval required.
31*	Pulcher Drainage Improvements	Field	\$79,992.22	\$0.00	NA	NA	NA	0.62%	9/30/2016	Approved	Pulcher Drainage Improvements approved by Board May 18, 2016
32	Credit Various Work Items	Other	-\$72,271.08	\$0.00	NA	NA	NA	-0.56%	11/16/2016	Approved	Credit Various Work Items Pipe Casing, Pipe Repair, Fernco, Pulcher
Total			\$2,579,129.39	\$0.00						Total	\$ 2,579,129.39
Original Contract Amount			\$12,857,127.75								
Revised Contract Amount			\$15,436,257.14	20.06%							

*Board approval required

CONTRACT INVOICE LOG

Contractor: Kamadulski Excavating & Grading Co., Inc.
4336 State Route 162
Granite City, IL 62040

Project: SWILCD 56317001.010.001
Construction Package: BP7A
Original Contract Amount: \$3,076,208.70
Change Order #1: \$13,850.00 Boat Access Ramp
Change Order #2: \$108,897.50 Utility Conflicts
Change Order #3: \$98,660.80 Excavation Levee Slope and Crown Quantity Adjustment
Change Order #4: \$66,693.00 Slurry Wall Quantity Settlement
Change Order #5: \$0.00 Contract Time Extension to June 26, 2015
Change Order #6: \$7,500.00 Site demolition and restoration as required by City of Alton
Change Order #7: \$3,540.25 Clay Cap Volume Change
Total Change Order Amount: \$299,141.55
Total Revised Contract Amount: \$3,375,350.25

Payment Request No.	Pay Request Date	Pay Request Recommended Approval Date	Total Completed to Date (\$)	Amount Retained (10% to 50%) then (5% to 95%)	Total Earned Less Retainage	Amount Invoiced (\$)	Date Paid by FPD	Estimate to Complete Including Retainage (\$)
1	10/31/2014	11/3/2014	\$886,675.70	\$88,667.57	\$798,008.13	\$798,008.13	11/18/2014	\$2,292,050.57
2	11/30/2014	12/8/2014	\$1,824,863.95	\$182,486.40	\$1,642,377.55	\$844,369.42	12/18/2014	\$1,556,578.65
3	12/31/2015	1/9/2015	\$2,520,707.13	\$126,035.37	\$2,394,671.76	\$752,294.21	1/26/2015	\$902,945.24
4	2/28/2015	3/10/2015	\$2,587,400.13	\$129,370.02	\$2,458,030.11	\$63,358.35	3/19/2015	\$906,279.89
5	3/31/2015	4/10/2015	\$2,727,400.13	\$136,370.02	\$2,591,030.11	\$133,000.00	4/16/2015	\$773,279.89
6	5/4/2015	5/10/2015	\$3,278,416.10	\$163,920.82	\$3,114,495.28	\$523,465.17	5/18/2015	\$249,814.72
7	6/5/2015	6/12/2015	\$3,371,810.00	\$67,436.20	\$3,304,373.80	\$189,878.52	6/16/2015	\$67,436.20
7	7/8/2015	7/8/2015	\$3,375,350.25	\$0.00	\$3,375,350.25	\$70,976.45	7/14/2015	\$0.00

TITLE: CONSTRUCTION CHANGE ORDER LOG

CLIENT: Southwestern Illinois Flood Prevention District Council
PROJECT: Bid Package 7A

PROJECT NUMBER: SIFPDC-BP7A

Change Request Number	Description	Change Type (Field, Design, Spec, Other)	Cost to FPD	Cost to Others	As Bid Line Item #	Original Cost of Associated Line Item	% of Original Line Item	% of Original Contract	Date	Status	Comments
1	Temporary Boat Launch Access Road	Design	\$13,850.00	\$0.00	NA	NA	NA	0.45%	10/17/2014	Approved	C-105 & C-504 Drawing revision to include a temporary boat launch road
2*	Utility Conflicts	Field	\$108,897.50	\$0.00	0016	\$225,000.00	48.40%	3.54%	11/19/2014	Approved	Electrical and telephone utility conflicts; Board approval required
3*	Excavation Levee Slope and Crown Quantity Adjustment	Other	\$98,660.80	\$0.00	0009	\$ 89,503.20	110.23%	3.21%	12/17/2014	Approved	Excavation Levee Slope and Crown Quantity Adjustment. Board approval required (see memo for detail)
4	Slurry Trench Cutoff Wall Quantity Settlement	Other	\$66,693.00	\$0.00	0010 0011	\$669,584.00	9.96%	2.17%	3/10/2015	Approved	Slurry Trench Cutoff Wall Quantity Settlement
5	Contract Time Extension to June 26, 2015	Other	\$0.00	\$0.00	0	\$ -	0.00%	0.00%	3/10/2015	Approved	Contract Time Extension to June 26, 2015 due to weather needed for clay placement
6	Site demolition and restoration as required by City of Alton	Other	\$7,500.00	\$0.00	0007	\$315,818.00	2.37%	0.24%	5/15/2015	Approved	Crack fill, seal, and stripe the entire Alton Marina Parking lot, as required by the City of Alton.
7	Clay Cap Volume Change	Field	\$3,540.25	\$0.00	0013	\$860,370.00	0.41%	0.12%	7/9/2015	Approved	Clay Cap Volume Change
			Total of Project Change Orders	\$299,141.55	\$0.00					Approved	\$ 299,141.55
			Original Contract Amount	\$3,375,350.25	% Change from Original Amount						
					9.72%						

*Board approval required

CONTRACT INVOICE LOG

Contractor: TREVIICOS South
 38 Third Ave. 3rd Floor
 Boston National Historic Park
 Charlestown, MA 02129

Project: SWILCD
Construction Package: BP7B (Re-Bid)

Original Contract Amount: \$13,991,000.00
Change Order #1: \$0.00 Contract Time Extension
Change Order #2: \$150,900.00 Verification Coring and Extra Rock
Change Order #3: \$81,471.82 Panel 78 Bite P2 Replacement
Change Order #4: \$35,123.82 Slurry Cutoff Wall Overage
Change Order #5: \$125,189.36 Bike Trail Revisions
Change Order #6: \$428,578.26 Flood Event Damage Dec 2015 and Jan 2016
Change Order #7: \$148,674.63 Relief Well Drilling Alternate Solution; Time extension to 9/29/17
Total Change Order Amount: \$969,937.89
Total Revised Contract Amount: \$14,960,937.89

Payment Request No.	Pay Request Date (Period To:)	Pay Request Recommended Approval Date	Total Completed to Date (\$)	Amount Retained (10% to 50%) then (5% to 95%)	Total Earned Less Retained (\$)	Amount Invoiced (\$)	Date Paid by FPD	Estimate to Complete Including Retainage (\$)
1	6/30/2015	7/16/2015	\$350,000.00	\$35,000.00	\$315,000.00	\$315,000.00	7/20/2015	\$13,676,000.00
2	7/31/2015	8/12/2015	\$616,339.20	\$61,633.92	\$554,705.28	\$239,705.28	8/20/2015	\$13,436,294.72
3	8/31/2015	9/11/2015	\$1,561,850.70	\$156,185.07	\$1,405,665.63	\$850,960.35	9/16/2015	\$12,585,334.37
4	9/30/2015	10/13/2015	\$3,045,825.87	\$304,582.59	\$2,741,243.28	\$1,335,577.65	10/21/2015	\$11,249,756.72
5	10/31/2015	11/13/2015	\$3,666,233.98	\$366,623.40	\$3,299,610.58	\$558,367.30	11/17/2015	\$10,691,389.42
6	11/30/2015	12/4/2015	\$3,861,733.98	\$386,173.40	\$3,475,560.58	\$175,950.00	12/17/2015	\$10,515,439.42
7	12/31/2015	1/8/2016	\$4,822,985.68	\$482,298.57	\$4,340,687.11	\$865,126.53	1/20/2016	\$9,650,312.89
8	1/31/2016	2/8/2016	\$6,161,020.23	\$616,102.02	\$5,544,918.21	\$1,204,231.10	2/17/2016	\$8,446,081.79
9	2/29/2016	3/9/2016	\$8,353,561.13	\$766,225.51	\$7,587,335.62	\$2,042,417.41	3/17/2016	\$6,403,664.38
10	3/31/2016	4/12/2016	\$11,312,150.77	\$914,155.00	\$10,397,995.77	\$2,810,660.15	4/20/2016	\$3,593,004.23
11	4/30/2016	5/12/2016	\$12,233,884.46	\$960,241.68	\$11,273,642.78	\$875,647.01	5/17/2016	\$2,984,852.86
12	5/31/2016	6/10/2016	\$12,667,851.08	\$981,940.01	\$11,685,911.07	\$412,268.28	6/16/2016	\$2,572,584.57
13	6/30/2016	7/6/2016	\$13,147,536.91	\$657,376.85	\$12,490,160.07	\$804,249.00	7/15/2016	\$1,893,524.93
14	7/31/2016	8/3/2016	\$13,901,247.73	\$695,062.39	\$13,206,185.34	\$716,025.27	8/15/2016	\$1,606,077.92
15	8/31/2016	8/31/2016	\$14,200,035.60	\$46,578.61	\$14,153,456.99	\$947,271.65	9/20/2016	\$658,806.27
16	9/30/2016	10/6/2016	\$14,297,251.87	\$9,939.42	\$14,287,312.45	\$133,855.46	10/11/2016	\$524,950.81
17	10/31/2016	11/10/2016	\$14,307,743.77	\$10,464.02	\$14,297,279.75	\$9,967.31	11/16/2016	\$514,983.50
18	5/31/2017	6/9/2017	\$14,382,035.77	\$14,178.62	\$14,367,857.15	\$70,577.40	6/14/2017	\$444,406.11

TITLE: CONSTRUCTION CHANGE ORDER LOG

CLIENT: Southwestern Illinois Flood Prevention District Council

PROJECT: Bid Package 7B (RE-BID)

PROJECT NUMBER: SIFPDC-BP7B (Re-Bid)

Change Request Number	Description	Change Type (Field, Design, Spec, Other)	Cost to FPD	Cost to Others	As Bid Line Item #	Original Cost of Associated Line Item	% of Original Line Item	% of Original Contract	Date	Status	Comments
1	Contract Time Extension	Other	\$0.00	\$0.00	NA	NA	NA	NA	9/2/2015	Approved	34 additional calendar days to be added to Contract time due to high river levels
2*	Cement Bentonite Slurry Trench Cutoff Wall (Rock) Overage; Slurry Wall Panel (Verification) Coring Overage	Field	\$150,900.00	\$0.00	12 17	\$ 323,000.00	46.72%	1.08%	3/24/2016	Approved	Cement Bentonite Slurry Trench Cutoff Wall (Rock) Overage; Slurry Wall Panel (Verification) Coring Overage; Board approval required; approved 4/20/16
3	Panel 78 Bite P2	Other	\$81,471.82	\$0.00	1 9 10 11	\$ 8,814,034.00	0.92%	0.58%	5/5/2016	Approved	Panel 78 Bite P2 Replacement
4	Cement Bentonite Slurry Trench Cutoff Wall (0-80ft (80+ft))	Field	\$35,123.82	\$0.00	10 11	\$ 5,563,486.00	0.63%	0.25%	5/11/2016	Approved	Cement Bentonite Slurry Trench Cutoff Wall (0-80ft (80+ft))
5*	Bike Trail Revision	Other	\$125,189.36	\$0.00	23	\$ 300,000.00	41.73%	0.89%	6/15/2016	Approved	Bike Trail Revision; approved by Board 6/15/16
6*	Flood Costs December 2015 and January 2016	Other	\$428,578.26	\$0.00	NA	NA	NA	3.06%	7/20/2016	Approved	Flood Costs due to December 2015 and January 2016 flood
7*	Relief Well Drilling Alternate Solution; Time extension to 9/29/17	Other	\$148,674.63	\$0.00	19	\$ 688,800.00	21.58%	1.06%	8/16/2017	Approved	Relief Well Drilling Alternate Solution; Time extension to 9/29/17
Total of Project Change Orders			\$969,937.89	\$0.00							

Total \$ **969,937.89**

Original Contract Amount **\$13,991,000.00**
 Revised Contract Amount **14,960,937.89**
 % Change from Original Amount **6.93%**

*Board approval required



Memo to: Board of Directors
From: Chuck Ewert
Subject: Budget and Disbursement Report for August 2017
Date: September 18, 2017

Current Budget Highlights

Attached is the financial statement for August 2017 prepared by our fiscal agent, CliftonLarsonAllen. The report includes an accounting of revenues and expenditures for the month ending August 31, 2017, as compared to our fiscal year budget.

Accrued expenditures for the current fiscal year beginning on October 1, 2016 are \$32,035,441 while revenues amounted to \$11,354,980 resulting in a deficit of \$20,680,461. A total of \$29,192,280 is held by the counties in their respective FPD sales tax funds and is available for the Council's use on the project.

Monthly sales tax receipts of \$1,044,517 for June 2017 (the latest month reported by the Illinois Department of Revenue) were up 2.27% from last year. This is the highest amount ever collected in June and is the eighth month in a row with the highest receipts collected for that particular month. Receipts are up 3.96% from last year, which was our highest year.

Monthly Disbursements

Attached is the list of bank transactions for August 2017. Total disbursements for the month were \$508,298. The largest payments were to Keller Construction for BP #5 and Amec Foster Wheeler.

Recommendation:

Accept the budget report and disbursements for August 2017.



**SOUTHWESTERN ILLINOIS FLOOD PREVENTION
DISTRICT COUNCIL**

**GENERAL FUND
STATEMENT OF REVENUES AND EXPENDITURES – BUDGET AND ACTUAL**

ELEVEN MONTHS ENDED AUGUST 31, 2017 AND 2016



CliftonLarsonAllen

CliftonLarsonAllen LLP
www.cliftonlarsonallen.com

Board Members
Southwestern Illinois Flood Prevention District Council
Collinsville, Illinois

Management is responsible for the accompanying General Fund Statement of Revenues and Expenditures of Southwestern Illinois Flood Prevention District Council (the "Council") for the eleven months ended August 31, 2017 and 2016, in accordance with accounting principles generally accepted in the United States of America. We have performed compilation engagements in accordance with Statements on Standards for Accounting and Review services promulgated by the Accounting and Review Services Committee of the American Institute of certified Public Accountants. We did not audit or review the financial statements nor were we required to perform any procedures to verify the accuracy or completeness of information provided by management. Accordingly, we do not express an opinion a conclusion, nor provide any form of assurances on these financial statements.

Management has omitted the management discussion and analysis. Such missing information, although not a part of the basic financial statements, is required by the Governmental Accounting Standards Board, who considers it to be an essential part of financial reporting for placing the basic financial statements in an appropriate operational, economic, or historical context.

Management has not presented government-wide financial statements to display the financial position and changes in financial position of its governmental activity. Accounting principles generally accepted in the United States of America require the presentation of government-wide financial statements. The change in fund balance for the Council's governmental activity is not reasonably determinable.

Management has not presented a balance sheet for the general fund. Accounting principles generally accepted in the United States of America require the presentation of a balance sheet for each fund contained in the financial statements. The amounts that would be reported in a balance sheet of the general fund for the Council are not reasonably determinable.

Management has not presented a change in fund balance on the Statement of Revenues and Expenditures – Budget and Actual. Accounting principles generally accepted in the United States of America require the Statement of Revenues, Expenditures and Changes in Fund Balance include a presentation of changes in fund balance. The amounts that would be reported in government-wide financial statements for the Council's governmental activity is not reasonably determinable.

Management has also elected to omit substantially all of the disclosures required by generally accepted accounting principles. If the omitted disclosures were included with the financial statements, they might influence the user's conclusions about the Council's results of operations. Accordingly, these financial statements are not designed for those who are not informed about such matters.

The accompanying original and final budget amounts presented on the General Fund Statement of Revenues and Expenditures – Budget and Actual presented for the year ending September 30, 2017 and 2016, have not been compiled or examined by us, and, accordingly, we do not express an opinion or any other form of assurance on them.

We are not independent with respect to Southwestern Illinois Flood Prevention District Council.

A handwritten signature in black ink that reads "Clifton Larson Allen LLP". The signature is written in a cursive, flowing style.

CliftonLarsonAllen LLP

St. Louis, Missouri
September 11, 2017

**SOUTHWESTERN ILLINOIS FLOOD PREVENTION DISTRICT COUNCIL
GENERAL FUND
STATEMENT OF REVENUES AND EXPENDITURES - BUDGET AND ACTUAL
ELEVEN MONTHS ENDED AUGUST 31, 2017 (Actual)
FISCAL YEAR ENDING SEPTEMBER 30, 2017 (Budget)**

	BUDGET		ACTUAL	VARIANCE WITH FINAL BUDGET
	ORIGINAL	FINAL		POSITIVE (NEGATIVE)
REVENUES				
Sales Tax Proceeds From Districts	\$ 11,750,000	\$ 11,750,000	\$ 10,727,369	\$ 1,022,631
Interest Income	640,000	640,000	627,611	12,389
Other Contributions	-	-	-	-
Total Revenues	<u>12,390,000</u>	<u>12,390,000</u>	<u>11,354,980</u>	<u>1,035,020</u>
EXPENDITURES				
Current				
Design and Construction				
Engineering Design & Construction Management	9,197,055	9,197,055	4,033,275	5,163,780
Construction	22,840,515	22,840,515	11,807,443	11,033,072
Construction and design by US ACE	5,760,115	5,760,115	3,803,500	1,956,615
Total Design and Construction	<u>37,797,685</u>	<u>37,797,685</u>	<u>19,644,218</u>	<u>18,153,467</u>
Professional Services				
Legal & Legislative Consulting	458,500	458,500	274,819	183,681
Diversity Program Manager	25,000	25,000	-	25,000
Financial Advisor	65,000	65,000	14,620	50,380
Bond Underwriter/Conduit Issuer	12,000	12,000	9,588	2,412
Total Professional Services	<u>560,500</u>	<u>560,500</u>	<u>299,027</u>	<u>261,473</u>
Refund of Surplus Funds to County FPD Accounts				
Madison County	1,911,400	1,911,400	741,819	1,169,581
Monroe County	202,080	202,080	76,732	125,348
St. Clair County	1,886,520	1,886,520	731,121	1,155,399
Total Refund of Surplus Funds to County	<u>4,000,000</u>	<u>4,000,000</u>	<u>1,549,672</u>	<u>2,450,328</u>
Debt Service				
Principal and Interest	10,725,020	10,725,020	10,725,020	-
Federal Interest Subsidy	(848,250)	(848,250)	(423,670)	(424,580)
Total Debt Service	<u>9,876,770</u>	<u>9,876,770</u>	<u>10,301,350</u>	<u>(424,580)</u>
Total Operating Expenses	<u>52,234,955</u>	<u>52,234,955</u>	<u>31,794,267</u>	<u>20,440,688</u>
General and Administrative Costs				
Salaries, Benefits	203,000	203,000	187,109	15,891
Bank Service Charges	1,500	1,500	911	589
Conference Registration	350	350	307	43
Equipment and Software	2,000	2,000	-	2,000
Fiscal Agency Services	30,000	30,000	26,780	3,220
Audit Services	15,500	15,500	15,500	-
Meeting Expenses	1,000	1,000	638	362
Postage/Delivery	400	400	844	(444)
Printing/Photocopies	3,500	3,500	2,408	1,092
Professional Services	10,000	10,000	-	10,000
Publications/Subscriptions	250	250	-	250
Supplies	3,300	3,300	2,621	679
Telecommunications/Internet	3,000	3,000	2,817	183
Travel	5,000	5,000	754	4,246
Insurance	1,000	1,000	485	515
Total General & Administrative Costs	<u>279,800</u>	<u>279,800</u>	<u>241,174</u>	<u>38,626</u>
Total Expenditures	<u>52,514,755</u>	<u>52,514,755</u>	<u>32,035,441</u>	<u>20,479,314</u>
EXCESS (DEFICIENCY) OF REVENUES OVER EXPENDITURES	(40,124,755)	(40,124,755)	(20,680,461)	19,444,294
OTHER FINANCING SOURCES				
Proceeds From Borrowing	-	-	-	-
NET CHANGE IN FUND BALANCE	<u>\$ (40,124,755)</u>	<u>\$ (40,124,755)</u>	<u>\$ (20,680,461)</u>	<u>\$ 19,444,294</u>

**SOUTHWESTERN ILLINOIS FLOOD PREVENTION DISTRICT COUNCIL
GENERAL FUND
STATEMENT OF REVENUES AND EXPENDITURES - BUDGET AND ACTUAL
ELEVEN MONTHS ENDED AUGUST 31, 2016 (Actual)
FISCAL YEAR ENDING SEPTEMBER 30, 2016 (Budget)**

	BUDGET		ACTUAL	VARIANCE WITH
	ORIGINAL	FINAL		FINAL BUDGET
				POSITIVE (NEGATIVE)
REVENUES				
Sales Tax Proceeds From Districts	\$ 11,500,000	\$ 11,500,000	\$ 10,508,375	\$ 991,625
Interest Income	75,000	75,000	540,287	(465,287)
Other Contributions	-	-	5	(5)
Total Revenues	<u>11,575,000</u>	<u>11,575,000</u>	<u>11,048,667</u>	<u>526,333</u>
EXPENDITURES				
Current				
Design and Construction				
Engineering Design & Construction Management	13,939,900	14,933,787	4,717,867	10,215,920
Construction	26,597,316	44,674,432	22,921,539	21,752,893
Construction and design by US ACE	2,739,245	2,739,245	2,439,618	299,627
Total Design and Construction	<u>43,276,461</u>	<u>62,347,464</u>	<u>30,079,024</u>	<u>32,268,440</u>
Professional Services				
Legal & Legislative Consulting	391,000	391,000	397,897	(6,897)
Diversity Program Manager	25,130	25,130	16,155	8,975
Financial Advisor	83,200	83,200	94,649	(11,449)
Bond Underwriter/Conduit Issuer	10,000	10,000	12,351	(2,351)
Total Professional Services	<u>509,330</u>	<u>509,330</u>	<u>521,052</u>	<u>(11,722)</u>
Refund of Surplus Funds to County FPD Accounts				
Madison County	1,911,400	1,911,400	1,597,538	313,862
Monroe County	202,080	202,080	168,498	33,582
St. Clair County	1,886,520	1,886,520	1,589,585	296,935
Total Refund of Surplus Funds to County	<u>4,000,000</u>	<u>4,000,000</u>	<u>3,355,621</u>	<u>644,379</u>
Debt Service				
Principal and Interest	7,103,089	7,103,089	9,483,278	(2,380,189)
Federal Interest Subsidy	(843,700)	(843,700)	(424,125)	(419,575)
Total Debt Service	<u>6,259,389</u>	<u>6,259,389</u>	<u>9,059,153</u>	<u>(2,799,764)</u>
Total Operating Expenses	<u>54,045,180</u>	<u>73,116,183</u>	<u>43,014,850</u>	<u>30,101,333</u>
General and Administrative Costs				
Salaries, Benefits	196,500	196,500	179,545	16,955
Bank Service Charges	1,500	1,500	1,220	280
Conference Registration	350	350	358	(8)
Equipment and Software	2,000	2,000	433	1,567
Fiscal Agency Services	29,000	29,000	26,200	2,800
Audit Services	15,000	15,000	15,000	-
Meeting Expenses	1,000	1,000	197	803
Postage/Delivery	400	400	266	134
Printing/Photocopies	2,500	2,500	3,138	(638)
Professional Services	10,000	10,000	257	9,743
Publications/Subscriptions	250	250	117	133
Supplies	3,000	3,000	2,993	7
Telecommunications/Internet	3,000	3,000	2,893	107
Travel	5,000	5,000	708	4,292
Insurance	1,000	1,000	942	58
Total General & Administrative Costs	<u>270,500</u>	<u>270,500</u>	<u>234,267</u>	<u>36,233</u>
Total Expenditures	<u>54,315,680</u>	<u>73,386,683</u>	<u>43,249,117</u>	<u>30,137,566</u>
EXCESS (DEFICIENCY) OF REVENUES OVER EXPENDITURES	(42,740,680)	(61,811,683)	(32,200,450)	29,611,233
OTHER FINANCING SOURCES				
Proceeds From Borrowing	65,000,000	77,545,236	83,835,000	(6,289,764)
NET CHANGE IN FUND BALANCE	<u>\$ 22,259,320</u>	<u>\$ 15,733,553</u>	<u>\$ 51,634,550</u>	<u>\$ (35,900,997)</u>

Flood Prevention District Sales Tax Trends 2009-2017

2009												County Share		
	Jan	Feb	March	April	May	June	July	August	Sept	October	November	December	Total	
Madison	\$321,968	\$336,765	\$397,425	\$387,385	\$414,350	\$421,402	\$399,616	\$401,188	\$400,090	\$404,847	\$405,930	\$492,814	\$4,783,780	46.319%
St. Clair	\$337,979	\$362,696	\$424,556	\$398,395	\$419,126	\$438,230	\$411,968	\$410,484	\$429,852	\$412,637	\$446,806	\$581,721	\$5,074,450	49.134%
Monroe	\$31,641	\$32,903	\$37,830	\$38,757	\$41,326	\$40,847	\$37,817	\$37,497	\$38,652	\$42,270	\$40,332	\$49,755	\$469,627	4.547%
Total Month	\$691,588	\$732,364	\$859,811	\$824,537	\$874,802	\$900,479	\$849,401	\$849,169	\$868,594	\$859,754	\$893,068	\$1,124,290	\$10,327,857	
Cumulative Total	\$691,588	\$1,423,952	\$2,283,763	\$3,108,300	\$3,983,102	\$4,883,581	\$5,732,982	\$6,582,151	\$7,450,745	\$8,310,499	\$9,203,567	\$10,327,857		
2010														
Madison	\$353,146	\$374,416	\$456,795	\$462,697	\$440,815	\$452,308	\$427,329	\$433,047	\$419,455	430,210	\$442,904	\$529,069	\$5,222,191	47.272%
St. Clair	\$367,458	\$399,480	\$464,089	\$439,748	\$439,139	\$458,299	\$421,447	\$423,718	\$424,971	\$429,581	\$457,927	587,067	\$5,312,924	48.094%
Monroe	\$36,770	\$34,324	\$39,884	\$43,769	\$44,358	\$43,102	\$46,499	\$41,816	\$42,207	\$42,746	\$45,411	\$51,004	\$511,890	4.634%
Total Month	\$757,374	\$808,220	\$960,768	\$946,214	\$924,312	\$953,709	\$895,275	\$898,581	\$886,633	\$902,537	\$946,242	\$1,167,140	\$11,047,005	
Cumulative Total	\$757,374	\$1,565,594	\$2,526,362	\$3,472,576	\$4,396,888	\$5,350,597	\$6,245,872	\$7,144,453	\$8,031,086	\$8,933,623	\$9,879,865	\$11,047,005		
2011														
Madison	\$380,021	\$383,976	\$460,129	\$454,562	\$466,904	\$477,396	\$436,637	\$473,303	\$448,256	\$444,204	\$455,842	\$538,000	\$5,419,230	48.108%
St. Clair	\$363,984	\$395,231	\$455,562	\$437,820	\$436,490	\$475,972	\$433,460	\$433,777	\$441,030	\$412,793	\$451,390	\$594,129	\$5,331,638	47.330%
Monroe	\$38,315	\$34,759	\$41,192	\$44,975	\$41,786	\$45,836	\$44,887	\$43,323	\$42,564	\$42,690	\$42,252	\$51,266	\$513,845	4.562%
Total Month	\$782,320	\$813,966	\$956,883	\$937,357	\$945,180	\$999,204	\$914,984	\$950,403	\$931,850	\$899,687	\$949,484	\$1,183,395	\$11,264,713	
Cumulative Total	\$782,320	\$1,596,286	\$2,553,169	\$3,490,526	\$4,435,706	\$5,434,910	\$6,349,894	\$7,300,297	\$8,232,147	\$9,131,834	\$10,081,318	\$11,264,713		
2012														
Madison	\$381,470	\$406,476	\$473,049	\$471,191	\$481,989	\$477,254	\$427,562	\$434,603	\$428,193	\$428,521	\$429,127	\$523,240	\$5,362,675	47.481%
St. Clair	\$361,727	\$415,491	\$468,490	\$432,173	\$468,782	\$473,567	\$425,923	\$441,838	\$438,184	\$424,289	\$454,916	\$589,183	\$5,394,563	47.763%
Monroe	\$37,471	\$38,904	\$46,086	\$46,051	\$46,231	\$45,671	\$43,063	\$45,307	\$45,641	\$46,230	\$45,429	\$51,062	\$537,146	4.756%
Total Month	\$780,668	\$860,871	\$987,625	\$949,415	\$997,002	\$996,492	\$896,548	\$921,748	\$912,018	\$899,040	\$929,472	\$1,163,485	\$11,294,384	
Cumulative Total	\$780,668	\$1,641,539	\$2,629,164	\$3,578,579	\$4,575,581	\$5,572,073	\$6,468,621	\$7,390,369	\$8,302,387	\$9,201,427	\$10,130,899	\$11,294,384		
2013														
Madison	\$375,398	\$383,170	\$424,507	\$425,469	\$457,212	\$451,494	\$436,686	\$442,449	\$430,541	\$429,499	\$432,541	\$500,233	\$5,189,199	47.062%
St. Clair	\$381,645	\$395,527	\$449,397	\$434,001	\$457,942	\$462,603	\$422,892	\$432,195	\$430,014	\$419,350	\$448,076	\$560,165	\$5,293,807	48.011%
Monroe	\$37,888	\$39,679	\$45,689	\$45,913	\$48,212	\$47,694	\$42,672	\$45,143	\$44,733	\$44,723	\$47,111	\$53,853	\$543,310	4.927%
Total Month	\$794,931	\$818,376	\$919,593	\$905,383	\$963,366	\$961,791	\$902,250	\$919,787	\$905,288	\$893,572	\$927,728	\$1,114,251	\$11,026,316	
Cumulative Total	\$794,931	\$1,613,307	\$2,532,900	\$3,438,283	\$4,401,649	\$5,363,440	\$6,265,690	\$7,185,477	\$8,090,765	\$8,984,337	\$9,912,065	\$11,026,316		
% change/month	1.83%	-4.94%	-6.89%	-4.64%	-3.37%	-3.48%	0.64%	-0.21%	-0.74%	-0.61%	-0.19%	-4.23%		
% change/total	1.83%	-1.72%	-3.66%	-3.92%	-3.80%	-3.74%	-3.14%	-2.77%	-2.55%	-2.36%	-2.16%	-2.37%		

Flood Prevention District Sales Tax Trends 2009-2017

2014

	Jan	Feb	March	April	May	June	July	August	Sept	October	November	December	Total
Madison	\$373,895	\$383,909	\$456,964	\$457,729	\$484,657	\$491,911	\$455,629	\$454,995	\$442,808	\$447,128	\$452,169	\$521,522	\$5,423,317
St. Clair	\$354,762	\$395,885	\$460,143	\$436,379	\$458,819	\$470,546	\$426,263	\$434,064	\$445,419	\$433,077	\$446,001	\$591,387	\$5,352,747
Monroe	\$42,321	\$39,665	\$47,587	\$47,796	\$52,206	\$49,022	\$47,357	\$46,167	\$50,056	\$48,920	\$49,552	\$52,714	\$573,362
Total Month	\$770,978	\$819,459	\$964,694	\$941,905	\$995,682	\$1,011,479	\$929,249	\$935,226	\$938,283	\$929,126	\$947,722	\$1,165,623	\$11,349,426
Cumulative Total	\$770,978	\$1,590,437	\$2,555,131	\$3,497,036	\$4,492,718	\$5,504,197	\$6,433,446	\$7,368,671	\$8,306,955	\$9,236,081	\$10,183,803	\$11,349,426	
% change/month	-3.01%	0.13%	4.90%	4.03%	3.35%	5.17%	2.99%	1.68%	3.64%	3.98%	2.16%	4.61%	
% change/total	-3.01%	-1.42%	0.88%	1.71%	2.07%	2.62%	2.68%	2.55%	2.67%	2.80%	2.74%	2.93%	2.93%

2015

	Jan	Feb	March	April	May	June	July	August	Sept	October	November	December	Total
Madison	\$399,500	\$390,593	\$446,269	\$464,703	\$481,304	\$486,423	\$453,262	\$461,408	\$460,379	\$462,462	\$452,448	\$543,239	\$5,501,990
St. Clair	\$379,901	\$383,206	\$462,400	\$425,254	\$455,740	\$483,020	\$432,378	\$448,558	\$448,981	\$443,474	\$449,738	\$604,257	\$5,416,905
Monroe	\$42,760	\$39,903	\$45,866	\$47,189	\$50,546	\$48,723	\$47,636	\$45,837	\$46,257	\$46,831	\$46,048	\$52,198	\$559,793
Total Month	\$822,161	\$813,702	\$954,534	\$937,146	\$987,590	\$1,018,166	\$933,276	\$955,803	\$955,617	\$952,766	\$948,234	\$1,199,694	\$11,478,688
Cumulative Total	\$822,161	\$1,635,863	\$2,590,397	\$3,527,543	\$4,515,133	\$5,533,299	\$6,466,575	\$7,422,377	\$8,377,994	\$9,330,760	\$10,278,994	\$11,478,688	
% change/month	6.64%	-0.70%	-1.05%	-0.51%	-0.81%	0.66%	0.43%	2.20%	1.85%	2.54%	0.05%	2.92%	
% change/total	6.64%	2.86%	1.38%	0.87%	0.50%	0.53%	0.51%	0.73%	0.86%	1.03%	0.93%	1.14%	1.14%

2016

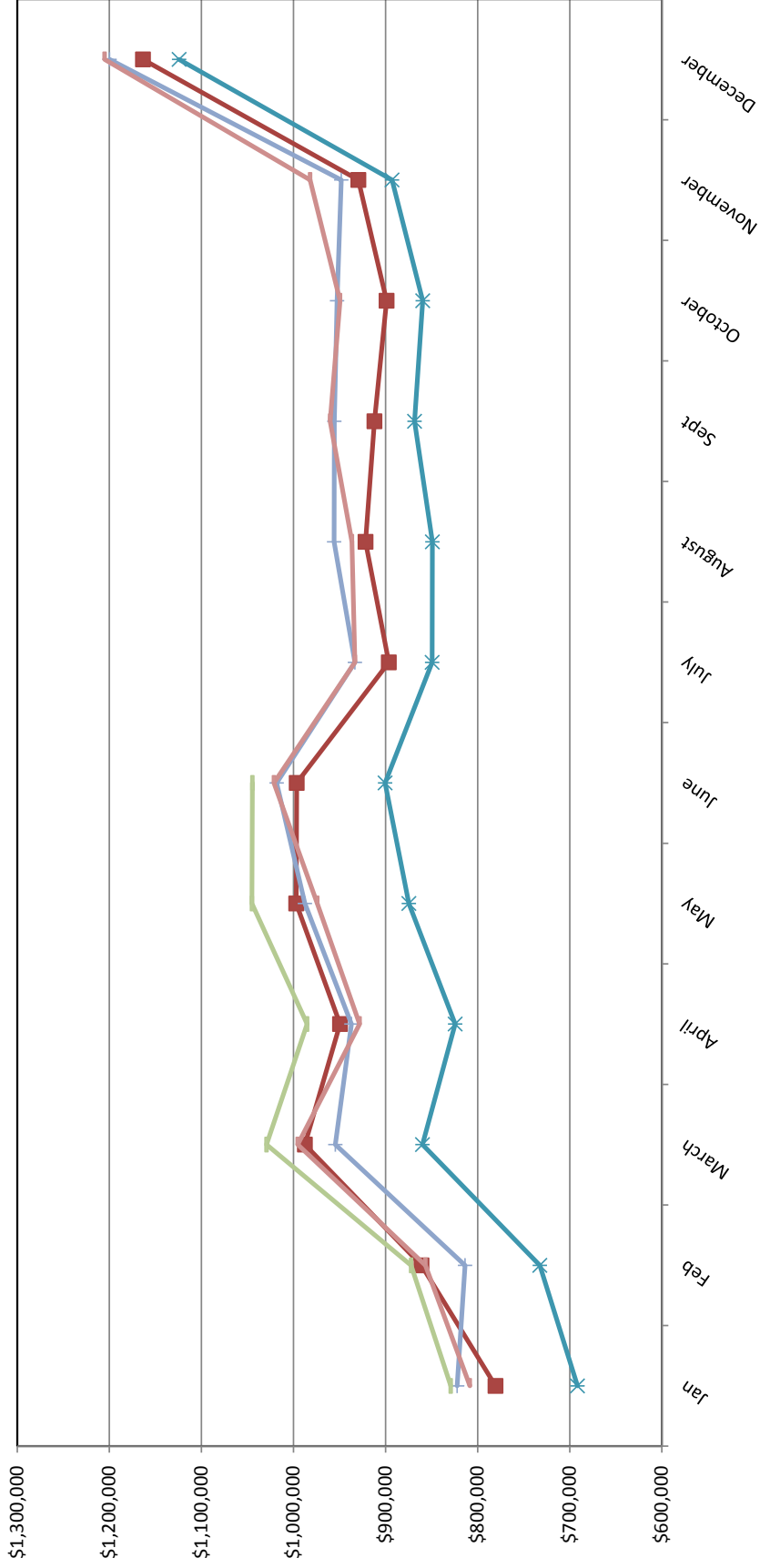
	Jan	Feb	March	April	May	June	July	August	Sept	October	November	December	Total
Madison	\$395,852	\$411,203	\$475,278	\$456,249	\$478,524	\$494,024	\$452,132	\$458,210	\$470,096	\$475,402	\$484,213	\$567,037	\$5,618,218
St. Clair	\$372,259	\$406,919	\$474,256	\$423,758	\$448,782	\$480,827	\$436,971	\$434,488	\$445,274	\$426,875	\$453,732	\$581,743	\$5,385,884
Monroe	\$40,343	\$38,630	\$45,925	\$48,147	\$46,862	\$46,530	\$44,151	\$43,946	\$44,775	\$47,195	\$43,931	\$56,287	\$546,721
Total Month	\$808,455	\$856,751	\$995,459	\$928,154	\$974,167	\$1,021,380	\$933,254	\$936,644	\$960,144	\$949,471	\$981,877	\$1,205,068	\$11,550,824
Cumulative Total	\$808,455	\$1,665,206	\$2,660,665	\$3,588,818	\$4,562,986	\$5,584,366	\$6,517,619	\$7,454,264	\$8,414,408	\$9,363,879	\$10,345,756	\$11,550,824	
% change/month	-1.67%	5.29%	4.29%	-0.96%	-1.36%	0.32%	0.00%	-2.00%	0.47%	-0.35%	3.55%	0.45%	
% change/total	-1.67%	1.79%	2.71%	1.74%	1.06%	0.92%	0.79%	0.43%	0.43%	0.35%	0.65%	0.63%	0.63%

2017

	Jan	Feb	March	April	May	June	July	August	Sept	October	November	December	Total
Madison	\$415,258	\$430,036	\$504,211	\$491,654	\$526,342	\$520,314							\$2,887,816
St. Clair	\$372,274	\$401,535	\$478,561	\$447,083	\$470,278	\$475,488							\$2,645,219
Monroe	\$41,692	\$40,595	\$46,453	\$46,375	\$48,562	\$48,715							\$272,392
Total Month	\$829,224	\$872,167	\$1,029,226	\$985,112	\$1,045,182	\$1,044,517							\$5,805,428
Cumulative Total	\$829,224	\$1,701,391	\$2,730,617	\$3,715,729	\$4,760,911	\$5,805,428							
% change/month	2.57%	1.80%	3.39%	6.14%	7.29%	2.27%							
% change/total	2.57%	2.17%	2.63%	3.54%	4.34%	3.96%							

Flood Prevention District Sales Tax Trends 2009-2017

Monthly Receipts 2009-2012-2015-2016-2017



SOUTHWESTERN ILLINOIS FLOOD PREVENTION DISTRICT COUNCIL
SUPPLEMENTARY SUPPORTING SCHEDULE
BANK TRANSACTIONS
August 31, 2017

Beginning Bank Balance August 1, 2017		\$	877,768.46
Receipts			
UMB	08/14/2017 Funds Transfer - Construction		483,196.82
UMB	08/14/2017 Funds Transfer - Admin		19,341.09
The Bank of Edwardsville	08/31/2017 Interest		695.13
		\$	503,233.04
Disbursements			
AT&T	08/01/2017 Tablet Service		32.32
Dorgan, McPike & Assoc, LTD	08/01/2017 Legal & Legislative		3,000.00
Fedex	08/01/2017 Postage		22.50
Smith Dawson & Andrews	08/02/2017 Government Relations		5,000.00
Microsoft Office	08/07/2017 Telecommunications		0.99
CDW Government	08/08/2017 Computer supplies		647.02
Keller Construction Inc	08/10/2017 Construction		136,044.49
Amec Foster Wheeler Environment & Infracore	08/10/2017 Design & Construction		319,000.76
Husch Blackwell	08/10/2017 Legal & Legislative		15,695.27
The Bank of Edwardsville	08/14/2017 Wire Fees		10.00
The Bank of Edwardsville	08/14/2017 Wire Fees		10.00
The Bank of Edwardsville	08/14/2017 Wire Fees		15.00
CliftonLarsonAllen LLP	08/15/2017 Fiscal Agent		2,321.71
Cost Less Copy Center	08/15/2017 Board Meeting Expense		366.40
AT&T	08/15/2017 Telephone		87.20
Walmart	08/15/2017 Office Supplies		35.85
East-West Gateway Council of Governments	08/17/2017 Supervisor Mgt Services		16,759.05
Endicia	08/17/2017 Postage		50.00
Charles Etwert	08/17/2017 Travel & Internet		646.86
Wood River Drainage & Levee District	08/28/2017 Design & Construction		6,916.00
Metroeast Park and Recreation District	08/28/2017 Internet		720.00
Columbia Capital	08/29/2017 Financial Advisor		900.00
The Bank of Edwardsville	08/31/2017 Bank Charges		17.24
		\$	508,298.66
		\$	872,702.84



Memo to: Board of Directors
From: Chuck Etwert
Subject: Fiscal Agent FY 2018 & FY 2019
Date: September 18, 2017

CliftonLarsonAllen has served as the fiscal agent for the Council since being selected from competitive proposals and has done an excellent job, providing the following services:

- Maintain general ledger, fixed assets ledger, accounts receivable, general journal, and accounts payable.
- Review invoices for services provided to the Council prior to payment to determine compliance with the Council's contracts, agreements and policies.
- Prepare invoices and funding requests to bond Trustee, county treasurers, or other agencies or entities, as authorized by the Council, to pay expenses.
- Receive payments from the bond Trustee, counties or other agencies or entities on Council's behalf and prepare payments of invoices for execution by Council staff or Board members.
- Prepare regular statements of financial activity, including monthly statements showing accrued expenditures, budget comparisons, and disbursements, for Council Board meetings.
- Provide the Council and auditors with information and financial statements required for annual audits.
- Assist in developing annual Council budget.

In response, to a request for an additional two year proposal, CliftonLarsonAllen has proposed a monthly fee of \$2,340 a month with a fee of \$2,000 for assistance with the audit for a total fee of \$30,080 for FY 2018 and a monthly fee of \$2,410 a month with a fee of \$2,000 for assistance with the audit for a total fee of \$30,920 for FY 2019. The fee for the FY 2017 was \$29,240.

With their knowledge and experience of performing as our fiscal agent and working with our auditor, I recommend extending our engagement with CliftonLarsonAllen to act as our fiscal agent for the next two years.

Recommendation: Authorize the Chief Supervisor to engage CliftonLarsonAllen to act as the Council's fiscal agent for the next two years at a cost not to exceed \$30,080 for FY 2018 and \$30,920 for FY 2019.



Memo to: Board of Directors
From: Chuck Ewert
Subject: Auditor for FY 2017-2019
Date: September 18, 2017

Scheffel Boyle has performed the annual audit of the financial statements for the Council since being selected from competitive proposals in 2010, and has completed the current three year agreement for fiscal years 2014 thru 2016.

Scheffel Boyle has done an excellent job, particularly given the added effort that the firm put in to fully understand the terms and functioning of our bond issues, the regional nature of our finances, and other aspects of our sometimes atypical financial structure. The cost for the FY 2016 audit was \$15,500. At my request, the firm has provided a cost proposal for a three year extension of \$16,000, \$16,500, and \$17,000 for fiscal years 2017-2019.

With the knowledge and experience of performing our previous audits and working with our fiscal agent, I believe that it would be prudent to extend our engagement with Scheffel Boyle to perform the Council's audit for FY 2017, FY 2018 and FY 2019.

Recommendation: Authorize the Chief Supervisor to engage Scheffel Boyle to perform the Council's financial audit for fiscal years 2017, 2018 & 2019 at a cost not to exceed \$16,000, \$16,500, and \$17,000 respectively.





Memo to: Board of Directors

From: Chuck Ewert

Subject: Change Orders BP #5

Date: August 14, 2017

Per the Board's Construction Change Order Policy, any change order which causes a line item to increase by more than ten percent must be approved by the Board. Board approval is also required on all change orders if the total of all change orders on a project exceed ten percent of a project's original cost, which currently applies to Bid Package #5.

Bid Package 05 – Clay Cap Keyway Subsurface Conditions Credit – (\$90,830.56)

As noted in the April 2017 Change Order Memo, the Bid Package 05 Contractor encountered unsuitable material at the toe of the existing levee slope. Over-excavation of the keyway was required to “bridge” the unsuitable material but not to the maximum extent explained in the previous memo. This change order credits the unused quantity to FPD.

Bid Package 05 – Hybrid Clay Cap Topsoil - \$305,558.00

A change order is necessary to place suitable topsoil atop the clay cap. Typically, topsoil is stripped from the fill location, stockpiled onsite during construction, and then reused over the completed clay cap. Unfortunately, the reach of levee where the clay cap is being built contained very little topsoil that is suitable for reuse, and therefore must be supplemented with imported topsoil. The contractor has been attempting to locate suitable topsoil sources in close proximity to the levee for months without success. The best option thus far is to blend material from multiple sources to achieve a suitable topsoil that will establish vegetation.

It is imperative that proper vegetation is established on the riverside levee slope in short order. This reach of levee is subject to frequent flooding and lack of vegetation could be potentially injurious to

the levee and the newly completed clay cap. The unit cost of this change order includes substantial transportation costs due to the lack of suitable topsoil near the project area.

This item has been listed as a pending change order for several months and to date this is best option available; nonetheless, the search for a lower cost option will continue and Amec Foster Wheeler will negotiate a lower unit cost and credit FPD Council should another option become available.

	Estimated Quantity	Unit Price	Amount
Topsoil	13,889 CY	\$22.00 / CY	\$305,558.00

Recommendation:

Authorize the Chief Supervisor to approve the requested change orders with Keller Construction for Bid Package 5 –Clay Cap Keyway Subsurface Conditions Credit (\$90,830.56) and Hybrid Clay Cap Topsoil in the amount of \$305,558.00, for a total not to exceed \$214,727.44.

The board has asked to stay informed of upcoming change orders that may be presented; the following list summarizes change orders that are being negotiated, being finalized, awaiting additional information from the contractor, or awaiting completion of a construction item:

Pending Change Orders:

Bid Package 7B – Relief Well 1038D Abandonment

A change order may be necessary to abandon a failed relief well installation.



Memo to: Board of Directors

From: Chuck Etwert

Subject: Amec Foster Wheeler Work Order 16
Prairie Du Pont/Fish Lake Authorized Level Field Investigation and Design
Phase I

Date: September 19, 2016

As discussed during the Prairie Du Pont/Fish Lake Levee System Authorized Level Project Summary Report Phase I, at last month's meeting, Amec Foster Wheeler proposes the development of bid package number fifteen for the Prairie Du Pont/Fish Lake Levee System.

At the meeting, they will present their Work Order for the Prairie Du Pont/Fish Lake Levee System Authorized Level Field Investigation and Design Phase I, which will include complete Construction Documents and associated Design Services in support of the design and construction of levee improvements throughout the Prairie Du Pont/Fish Lake Levee System.

Services include:

- Preparation of Drilling Plan
- Evaluations
- Land Surveys
- Seepage berm Solutions
- Relief Well Solutions
- General Civil Improvements (Conveyance Systems & Roads)
- 408 Submittal
- Stakeholder Coordination
- Bid Phase Services

A detailed scope of work and cost estimate for the Prairie Du Pont/Fish Lake Levee System Authorized Level Field Investigation and Design Phase I, is attached to this memo.

Recommendation: Authorize the Chief Supervisor to execute Work Order 16 with Amec Foster Wheeler Environment & Infrastructure Inc. for the Prairie Du Pont/Fish Lake Levee System Authorized Level Field Investigation and Design Phase I, as shown in the attachment, in the amount of \$3,486,000.

A regional partnership to rebuild Mississippi River flood protection



WORK ORDER NO: MSA01-WO16

**Prairie du Pont / Fish Lake Authorized Level Field Investigation and Design
Amendment #1**

September 20, 2017,

By and Between

**Amec Foster Wheeler Environment & Infrastructure, Inc. (Amec Foster Wheeler)
and
Southwestern Illinois Flood Prevention District Council (CLIENT)**

CLIENT Office: 104 United Drive Amec Foster Wheeler Project No: 563170001
Collinsville, IL 62234

CLIENT Contact: Charles Etwert Work Order Type: (Check One)
Amec Foster Wheeler Office: 15933 Clayton Road Time and Materials (rates attached) X
Suite 215 Fixed Price _____
Ballwin, MO 63011

Amec Foster wheeler Contact: Jon Omvig CLIENT Reference No: n/a

1. SCOPE OF WORK: See Attachment A (incorporated herein by reference)

2. LOCATION/CLIENT FACILITY INVOLVED: Prairie du Pont Levee & Sanitary District
Fish Lake Drainage & Levee District.

3. PERIOD OF PERFORMANCE: September 21, 2016 through December 31, 2019

4. AUTHORIZED FUNDING: \$2,981,000

5. SPECIAL PROVISIONS: n/a

**Southwestern
Illinois Flood Prevention District Council**

**Amec Foster Wheeler Environment &
Infrastructure, Inc.**

By: _____
Name: Charles Etwert
Title: Chief Supervisor of
Construction and the Works

By: _____
Name: Jon Omvig
Title: St. Louis Office Manager

Date: _____
Address: 104 United Drive
Collinsville, IL 62234

Date: _____
Address: 15933 Clayton Road, Suite 215
Ballwin, MO 63011

**Attachment A
Scope of Work**



WORK ORDER NO: MSA01-WO16

Amendment #1

In addition to the initial scope of work per Work Order 16, Amec Foster Wheeler's services for Amendment #1 include review of underseepage designs provided by USACE, subsurface investigation and lab analyses associated with Phase II solutions, stakeholder coordination, topographic and strip map survey, engineering design, environmental permitting, preparation of construction documents (construction drawings and specifications), preparation of Section 408 requests, and bid phase services for improvements outlined in the Prairie du Pont/Fish Lake Authorized Level Project Summary Report, Dated August 16, 2017, and accepted by the Southwestern Illinois Flood Prevention District Council on August 16, 2017.

AMENDMENT 1 – (09/20/2017)

Phase II Drilling & Design

Perform up to 148 additional borings and design of underseepage solutions in accordance with the scope of work listed in Work Order 16, Attachment A, as amended herein.

Amount for additional Field Activities, Design and Permitting = \$2,981,000

SUMMARY

Total for Original Agreement = \$3,486,000

Total for Amendment 1 = \$2,981,000

Total for Work Order 16 = \$6,467,000