



SOUTHWESTERN ILLINOIS FLOOD PREVENTION DISTRICT COUNCIL  
BOARD OF DIRECTORS MEETING  
October 18, 2017 7:30 am

Metro-East Park and Recreation District Office  
104 United Drive, Collinsville, Illinois 62234

1. Call to Order  
*John Conrad, President*
  2. Approval of Minutes of September 20, 2017
  3. Public Comment on Pending Agenda Items
  4. Program Status Report  
*Chuck Etwert, Chief Supervisor*
  5. Budget Update and Approval of Disbursements  
*Chuck Etwert, Chief Supervisor*
  6. Design and Construction Update  
*Jay Martin, Amec Foster Wheeler*
  7. Change Orders – BP #7B  
*AMEC Environment & Infrastructure*  
*Chuck Etwert, Chief Supervisor*
  8. Update from Corps of Engineers  
*Tracey Kelsey, U.S. Army Corps of Engineers*
  9. Public Comment
- Executive Session – (if necessary)

AGENDA

10. Other Business

11. Adjournment

**Next Meeting: November 15, 2017**

## MINUTES

### SOUTHWESTERN ILLINOIS FLOOD PREVENTION DISTRICT COUNCIL BOARD OF DIRECTORS MEETING September 20, 2017

The regular meeting of the Board of Directors was held at the Metro-East Park and Recreation District Office, 104 United Drive, Collinsville, Illinois at 7:30 a.m. on Wednesday September 20, 2017.

#### Members in Attendance

Ron Motil, Vice President (Chair, Madison County Flood Prevention District)  
Paul Bergkoetter, Secretary/Treasurer (St. Clair County Flood Prevention District)  
Bruce Brinkman, Monroe County Flood Prevention District  
Tom Long, Madison County Flood Prevention District  
Debra Moore, (Chair, St. Clair County Flood Prevention District)  
Alvin Parks, Jr., St. Clair County Flood Prevention District  
Jeremy Plank, Madison County Flood Prevention District  
Ronald Polka, Monroe County Flood Prevention District

#### Members Absent

John Conrad, President (Chair, Monroe County Flood Prevention District)

#### Others in Attendance

Mark Kern, St. Clair County Board Chair  
Chuck Etwert, SW Illinois FPD Council  
Steve Adler, Metro-East Sanitary District  
Randy Cook, Amec Foster Wheeler Environment & Infrastructure  
Mike Feldmann, U.S. Army Corps of Engineers  
Gary Hoelscher, Millennia Professional Services  
Larry Hofstetter, Prairie Du Pont Levee  
David Human, Husch Blackwell LLP  
Charles Juneau, Juneau Associates Inc.  
Ronald S. Kaempfe, IUOE Local 520  
Tracey Kelsey, U.S. Army Corps of Engineers  
Rick Mauch, SCI Engineering  
Jay Martin, Amec Foster Wheeler Environment & Infrastructure  
David Oates, Oates Associates  
Jon Omvig, Amec Foster Wheeler Environment & Infrastructure  
Brad Ruppert, Senator Dick Durbin  
Mike Sullivan, Prairie Du Pont Levee  
Lytle Troutt, Amec Foster Wheeler Environment & Infrastructure

Matt Vielhaber, U.S. Army Corps of Engineers

**Call to order**

Vice President Ron Motil noted the presence of a quorum and called the meeting to order at 7:30 am.

Mr. Motil asked for a roll call to confirm that a quorum was present and the following indicated their attendance.

Mr. Polka - Present  
Mr. Brinkman – Present  
Mr. Bergkoetter - Present  
Mr. Conrad - absent  
Mr. Long – Present  
Dr. Moore – Present  
Mr. Motil – Present  
Mr. Parks – absent  
Mr. Plank - Present

A quorum was present.

**Approval of Minutes of August 16, 2017**

Mr. Motil asked for a motion to approve the minutes of the Board meeting held on August 16, 2017. A motion was made by Mr. Long, seconded by Dr. Moore, to approve the minutes of the Board meeting held on August 16, 2017. Mr. Bergkoetter called the roll and the following votes were made on the motion:

Mr. Polka - Aye  
Mr. Brinkman – Aye  
Mr. Bergkoetter - Aye  
Mr. Conrad - absent  
Mr. Long – Aye  
Dr. Moore – Aye  
Mr. Motil – Aye  
Mr. Parks – absent  
Mr. Plank - Aye

The motion was approved.

**Public Comment on Pending Agenda Items**

Mr. Motil asked if there were any comments from the public on any agenda item on today's agenda. There were none.

### **Program Status Report**

Mr. Motil asked Mr. Etwert to provide a status report for the project.

He indicated, approximately 97.1% of the \$74.4 million of construction, involved in all ten current construction bid packages, had been completed thru August. The amount of work completed during the month was \$944,045. The total amount of construction completed at the end of August was \$72.3 million.

During the last month, the river finally receded to a level where contractors were able to continuously work. The current river elevation, as of this morning, was under 3.0 feet and is predicted to continue to recede to a level of less than 2.0 feet during the next two weeks. Major items still being completed are the East St. Louis 126 Inch Sewer Rehabilitation, the MESD clay cap, and the completion of the installation of the four remaining relief wells in the Wood River area. As of yesterday, another million dollars' worth of work has been completed during the month of September. Dry weather and low river elevations has allowed much work to be completed and total completion should occur in the next few weeks.

He indicated that he hoped to come to the Board meeting next month at the one hundred percent completion stage.

With the completion of these projects, Amec Foster Wheeler will be submitting the Lower Wood River certification package to FEMA by November 1<sup>st</sup>, and the MESD certification information to the Corps of Engineers by December 31, 2017.

He indicated the reprogramming request to transfer funds from the Wood River area to East St. Louis area is proceeding and is currently under review by the Assistant Secretary of the Army for Civil Works. It appears, that the Council's request, to utilize these funds in a much quicker manner, will be successful.

The Corps' requirement of a Risk Assessment and Supplemental Report in Wood River has put Amec Foster Wheeler's design of Bid Packages 9 & 10 on hold. The Corps' utilization of the Risk Informed Design Process in MESD is also delaying the design of Bid Packages 11 and 12/13. Thus, Amec Foster Wheeler design efforts will be on Wood River Bid Package 8, MESD Bid Package 14 and Prairie Du Pont/Fish Lake Bid Packages 15, 16, & 17. Utilization of Work In-Kind Credit will not occur in Wood River until September 2019 and in MESD until March 2018.

The Board was provided a copy of Amec Foster Wheeler's Monthly Progress Report for September.

Mr. Motil asked for a motion to accept the Program Status Report for September 2017. A motion was made by Mr. Polka to accept the Program Status Report for September 2017. Mr. Brinkman seconded the motion. Mr. Bergkoetter called the roll and the following votes were made on the motion:

Mr. Polka - Aye  
Mr. Brinkman – Aye  
Mr. Bergkoetter - Aye  
Mr. Conrad - absent  
Mr. Long – Aye  
Dr. Moore – Aye  
Mr. Motil – Aye  
Mr. Parks – absent  
Mr. Plank – Aye

The motion was approved unanimously.

### **Budget Update and Approval of Disbursements**

Mr. Motil asked Mr. Etwert to provide a report.

Mr. Etwert noted that the financial statement for August 2017 prepared by our fiscal agent, CliftonLarsonAllen was included in the materials sent for the meeting. The report included an accounting of revenues and expenditures for the month ending August 31, 2017, as compared to the fiscal year budget.

Accrued expenditures for the current fiscal year beginning on October 1, 2016 were \$32,035,441 while revenues amounted to \$11,354,980 resulting in a deficit of \$20,680,461. A total of \$29,192,280 is held by the counties in their respective FPD sales tax funds and is available for the Council's use on the project.

Monthly sales tax receipts of \$1,044,517 for June 2017 (the latest month reported by the Illinois Department of Revenue) were up 2.27% from last year. This is the highest amount ever collected in June and is the eighth month in a row with the highest receipts collected for that particular month. Receipts are up 3.96% from last year, which was our highest year.

The report included a list of bank transactions for August 2017. Total disbursements for the month were \$508,298. The largest payments were to Keller Construction for BP #5 and Amec Foster Wheeler.

Also, for the Board's review and anyone else who was interested, Mr. Etwert provided copies of each transaction, represented on the August 2017 Bank Transaction Schedule prepared by CliftonLarsonAllen.

Mr. Etwert recommended that the Board accept the budget report and disbursements for August 2017.

Mr. Motil asked for a motion to accept Mr. Etwert's budget report and disbursements for August 2017. A motion was made by Dr. Moore, seconded by Mr. Long, to accept the budget report and approve the disbursements for August 2017. Mr. Bergkoetter called the roll and the following votes were made on the motion:

Mr. Polka - Aye  
Mr. Brinkman – Aye  
Mr. Bergkoetter - Aye  
Mr. Conrad - absent  
Mr. Long – Aye  
Dr. Moore – Aye  
Mr. Motil – Aye  
Mr. Parks – absent  
Mr. Plank - Aye

The motion was approved unanimously.

### **Design and Construction Update**

Mr. Motil called on Jay Martin, Amec Foster Wheeler's program manager, to provide a report. Mr. Martin used a PowerPoint® presentation to illustrate his remarks. His presentation focused on the Construction Status of each bid package, FEMA Certification Update, and the Authorized Level (500-Year) Design as follows:

### **Construction Status**

#### **Bid Package 2B – WR/MESD/PdP Pump Stations**

- Punch List work complete
- Contractor is working on record documentation

#### **Bid Package 3 – Wood River Seepage Improvements**

- Abandonment of 6 relief wells remain.

#### **Bid Package 4 – MESD Seepage Improvements (Conoco Phillips)**

- Substantial Completion inspection held on 31 August.

- Site restoration and punch list work ongoing.

### **Bid Package 5 – MESD Seepage Improvements**

- Clay Cap continues – 85% complete

To date, - 10,000 truckloads (=135,000 cubic yards) of imported clay has been placed.

The contractor is working 10+ hour days, 6 days a week.

### **Bid Package 5A – East St. Louis Sewer**

- River levels remained low enough to complete the lining of the 126” sewer.
- 247LF of liner pipe installed and grouted
- Joint testing, CCTV, and Site Restoration occurring this week.

### **Bid Package 7B – Wood River Lower (Deep) Cutoff Wall**

- Completed drilling platforms.
- 3 of the 4 relief wells have been installed.

### **Cost to Complete Remaining Work**

#### **Bid Package 3 – Wood River Seepage Improvements**

- RW Abandonments = \$9,927

#### **Bid Package 4 – MESD Seepage Improvements (Conoco Phillips)**

- Base Scope (Site Restoration) = \$97,066



**Bid Package 5 – MESD Seepage Improvements**

- Base Scope (Clay Cap & Site Restoration) = \$1,043,726

**Bid Package 5A – East St. Louis Sewer Liner**

- ESL Sewer Liner = \$481,855

**Bid Package 7B – Wood River Lower (Deep) Cut-off Wall**

- Relief Wells & Site Restoration = \$430,228

**Construction Photos**

- **Bid Package 5 – MESD – Clay Cap Material Placement**
- **Bid Package 5 – MESD – Clay Cap Material Placement**
- **Bid Package 5 – MESD – Clay Cap Material Placement**
- **Bid Package 5 – MESD – Clay Cap Material Compaction**
- **Bid Package 5A – East St. Louis Sewer – Liner Pipe Install**
- **Bid Package 5A – East St. Louis Sewer – Liner Pipe Install**

He next discussed the FEMA Certification packages.

**FEMA Certification Update**

**Upper Wood River (Madison County FEMA Flood Insurance Rate Maps)**

- Submitted (by USACE March, 2017)

**Wood River East & West Forks (Madison County FEMA Flood Insurance Rate Maps)**

- Submitted (December, 2016)

FEMA is backlogged and has not started review yet

No indication of when review will begin

**Lower Wood River** (Madison County FEMA Flood Insurance Rate Maps)

- Awaiting completion of the last relief well in bid package 7B
- Efforts are underway preparing the package, submittal October 2017

**MESD** (Madison & St. Clair Counties FEMA Flood Insurance Rate Maps)

- Pending completion of Bid Packages 4, 5, & 5 A
- Construction Completion 3<sup>rd</sup> Quarter 2017
- Submit required documents to USACE by Dec 31, 2017

**Prairie du Pont & Fish Lake** (St. Clair & Monroe Counties FEMA Flood Insurance Rate Maps)

- Submitted to FEMA on July 6, 2017
- Based on stated backlog, we don't expect any comments until 2018

Next, he provided a summary of the FEMA Certification by Levee/County.

<b>Levee System</b>	<b>County/Flood Maps</b>	<b>Certification</b>	<b>Proposed</b>
Upper Wood River	Madison	Submitted	
East/West Forks	Madison	Submitted	
Lower Wood River	Madison	7B- Relief Wells	October 2017
Metro East Sanitary District (MESD)	Madison/St. Clair	4, 5, & 5A (Clay cap & Sewer Rehab)	To the USACE in December 2017

Prairie Du Pont/Fish  
Lake (PDP/FL)

St. Clair/Monroe

Submitted

Next, Mr. Martin discussed the status of the Authorized Level (500-Year) Design.

### **Authorized Level (500-Year) Design**

#### **Wood River (Bid Packages 8, 9, and 10)**

- Bid Package 8 design is underway
  - 27 Relief Wells & 1 Pump Station
  - USACE required Value Engineering Study is underway this week
  - Borings completed
- LWR Risk Assessment & Supplemental Report (2 year duration)
  - Required because USACE Total Project Cost increased by more than 20%
  - Started in December 2016
  - Potential Failure Mode Analysis (PFMA) meeting was May 1-5, 2017
  - Expert Opinion Elicitation (EOE) Meeting #1 held July 10-14
  - EOE Meeting #2 was August 14-18, 2017
  - EOE Meeting #3 scheduled for next week
- Bid Packages 9 & 10 on hold pending USACE Risk Assessment & Supplemental Report

#### **MESD (Bid Packages 11, 12, 13, and 14)**

- Bid Package 11
  - Relief Wells
  - On Hold, pending USACE risk informed solution (summer 2018)
  
- Bid Packages 12/13
  - Relief Wells and 1 Pump Station
  - On Hold, pending USACE risk informed solution (summer 2018)
  
- Bid Package 14
  - USACE required Value Engineering Study has been completed
  - Finishing up design of the package
  - Package will be “on the shelf” pending USACE risk informed solution (summer 2018)
  
- MESD Deep Cutoff Wall
  - Met with Corps August 17 – they are pushing forward with design
  - Drilling progressing about 50% complete

**Prairie Du Pont & Fish Lake (Bid Package 15)**

- Phase I of II
  - 51 seepage berm reaches, 38 relief wells
  - Topographic survey is underway
  
- Phase II of II

23 additional seepage berm reaches, 122 additional relief wells

Authorized Level Report presented in August

Amendment to Work Order 16 for design effort at this meeting

- Section 408 Contributed Funds Agreement

For USACE review of PDP/FL designs as part of Section 408 review

FPD Comments to 214 agreement are being complied

Currently being negotiated with Council and USACE

It was asked and noted that the contractor moving the large amount of dirt in Bid Package #5 was a local contractor, Keller Construction, out of Glen Carbon, Illinois.

Mr. Parks arrived during the presentation.

Mr. Motil asked for a motion to accept Mr. Martin's Design and Construction Update report. A motion was made by Mr. Parks, with a second by Mr. Brinkman, to accept the Amec Foster Wheeler Design and Construction Update report. Mr. Bergkoetter called the roll and the following votes were made on the motion:

Mr. Polka - Aye  
Mr. Brinkman - Aye  
Mr. Bergkoetter - Aye  
Mr. Conrad - absent  
Mr. Long - Aye  
Dr. Moore - Aye  
Mr. Motil - Aye  
Mr. Parks - Aye  
Mr. Plank - Aye

The motion was approved unanimously.

**Fiscal Agent Services FY 2018 - FY 2019**

Mr. Motil asked Mr. Etwert to explain this item.

He explained, CliftonLarsonAllen has served as the fiscal agent for the Council since being selected from competitive proposals and has done an excellent job, providing the following services:

- Maintain general ledger, fixed assets ledger, accounts receivable, general journal, and accounts payable.
- Review invoices for services provided to the Council prior to payment to determine compliance with the Council's contracts, agreements and policies.
- Prepare invoices and funding requests to bond Trustee, county treasurers, or other agencies or entities, as authorized by the Council, to pay expenses.
- Receive payments from the bond Trustee, counties or other agencies or entities on Council's behalf and prepare payments of invoices for execution by Council staff or Board members.
- Prepare regular statements of financial activity, including monthly statements showing accrued expenditures, budget comparisons, and disbursements, for Council Board meetings.
- Provide the Council and auditors with information and financial statements required for annual audits.
- Assist in developing annual Council budget.

In response, to a request for an additional two year proposal, CliftonLarsonAllen has proposed a monthly fee of \$2,340 a month with a fee of \$2,000 for assistance with the audit for a total fee of \$30,080 for FY 2018 and a monthly fee of \$2,410 a month with a fee of \$2,000 for assistance with the audit for a total fee of \$30,920 for FY 2019. The fee for the FY 2017 was \$29,240.

With their knowledge and experience of performing as our fiscal agent and working with the Council's auditor, he recommended extending the Council's engagement with CliftonLarsonAllen to act as our fiscal agent for the next two years.

Mr. Motil asked for a motion to authorize the Chief Supervisor to engage CliftonLarsonAllen to act as the Council's fiscal agent for the next two years at a cost not to exceed \$30,080 for FY 2018 and \$30,920 for FY 2019. A motion was made by Mr. Bergkoetter with a second by Mr. Plank to authorize the Chief Supervisor to engage CliftonLarsonAllen to act as the Council's fiscal agent for the next two years at a cost not to exceed \$30,080 for FY 2018 and \$30,920 for FY 2019. Mr. Bergkoetter called the roll and the following votes were made on the motion.

Mr. Polka - Aye  
Mr. Brinkman – Aye  
Mr. Bergkoetter - Aye  
Mr. Conrad - absent  
Mr. Long – Aye  
Dr. Moore – Aye

Mr. Motil – Aye  
Mr. Parks – Aye  
Mr. Plank - Aye

The motion was approved unanimously.

**Audit Services FY 2017 – FY 2019**

Mr. Motil asked Mr. Etwert to explain this item.

Mr. Etwert explained Scheffel Boyle has performed the annual audit of the financial statements for the Council since being selected from competitive proposals in 2010, and has completed the current three year agreement for fiscal years 2014 thru 2016.

Scheffel Boyle has done an excellent job, particularly given the added effort that the firm put in to fully understand the terms and functioning of our bond issues, the regional nature of our finances, and other aspects of our sometimes atypical financial structure. The cost for the FY 2016 audit was \$15,500. At his request, the firm has provided a cost proposal for a three year extension of \$16,000, \$16,500, and \$17,000 for fiscal years 2017-2019.

With the knowledge and experience of performing our previous audits and working with our fiscal agent, he recommended extending the engagement with Scheffel Boyle to perform the Council's audit for FY 2017, FY 2018 and FY 2019.

Mr. Motil asked for a motion to authorize the Chief Supervisor to engage Scheffel Boyle to perform the Council's financial audit for fiscal years 2017, 2018 & 2019 at a cost not to exceed \$16,000, \$16,500, and \$17,000 respectively. A motion was made by Mr. Long with a second by Dr. Moore to authorize the Chief Supervisor to engage Scheffel Boyle to perform the Council's financial audit for fiscal years 2017, 2018 & 2019 at a cost not to exceed \$16,000, \$16,500, and \$17,000 respectively. Mr. Bergkoetter called the roll and the following votes were made on the motion:

Mr. Polka - Aye  
Mr. Brinkman – Aye  
Mr. Bergkoetter - Aye  
Mr. Conrad - absent  
Mr. Long – Aye  
Dr. Moore – Aye  
Mr. Motil – Aye  
Mr. Parks – Aye  
Mr. Plank - Aye

The motion was approved unanimously.

**Change Orders – BP #5**

Mr. Motil asked Mr. Randy Cook of Amec Foster Wheeler to explain this item.

He explained the following two change orders for Bid Package #5.

**Bid Package 05 – Clay Cap Keyway Subsurface Conditions Credit – (\$90,830.56)**

As noted in the April 2017 Change Order Memo, the Bid Package 05 Contractor encountered unsuitable material at the toe of the existing levee slope. Over-excavation of the keyway was required to “bridge” the unsuitable material but not to the maximum extent explained in the previous memo. This change order credits the unused quantity to FPD.

**Bid Package 05 – Hybrid Clay Cap Topsoil - \$305,558.00**

A change order is necessary to place suitable topsoil atop the clay cap. Typically, topsoil is stripped from the fill location, stockpiled onsite during construction, and then reused over the completed clay cap. Unfortunately, the reach of levee where the clay cap is being built contained very little topsoil that is suitable for reuse, and therefore must be supplemented with imported topsoil. The contractor has been attempting to locate suitable topsoil sources in close proximity to the levee for months without success. The best option thus far is to blend material from multiple sources to achieve a suitable topsoil that will establish vegetation.

It is imperative that proper vegetation is established on the riverside levee slope in short order. This reach of levee is subject to frequent flooding and lack of vegetation could be potentially injurious to the levee and the newly completed clay cap. The unit cost of this change order includes substantial transportation costs due to the lack of suitable topsoil near the project area.

This item has been listed as a pending change order for several months and to date this is best option available; nonetheless, the search for a lower cost option will continue and Amec Foster Wheeler will negotiate a lower unit cost and credit FPD Council should another option become available.

	<b>Estimated Quantity</b>	<b>Unit Price</b>	<b>Amount</b>
Topsoil	13,889 CY	\$22.00 / CY	\$305,558.00

Mr. Motil asked for a motion to authorize the Chief Supervisor to approve the requested change orders with Keller Construction for Bid Package 5 –Clay Cap Keyway Subsurface Conditions Credit (\$90,830.56) and Hybrid Clay Cap Topsoil in the amount of \$305,558.00, for a total not to exceed \$214,727.44.



A motion was made by Mr. Parks, with a second by Mr. Polka to authorize the Chief Supervisor to approve the requested change orders with Keller Construction for Bid Package 5 –Clay Cap Keyway Subsurface Conditions Credit (\$90,830.56) and Hybrid Clay Cap Topsoil in the amount of \$305,558.00, for a total not to exceed \$214,727.44.

Mr. Bergkoetter called the roll and the following votes were made on the motion:

Mr. Polka - Aye  
Mr. Brinkman – Aye  
Mr. Bergkoetter - Aye  
Mr. Conrad - absent  
Mr. Long – Aye  
Dr. Moore – Aye  
Mr. Motil – Aye  
Mr. Parks – Aye  
Mr. Plank - Aye

The motion was approved unanimously.

The following pending change order was also provided to the Board.

Bid Package 7B – Relief Well 1038D Abandonment

A change order may be necessary to abandon a failed relief well installation.

**Amec Foster Wheeler Work Order #16 Amendment #1 Prairie Du Pont/Fish Lake  
Authorized Level Field Investigation and Design**

Mr. Motil asked Mr. Cook to explain this item.

Mr. Cook explained, as discussed, during the Prairie Du Pont/Fish Lake Levee System Authorized Level Project Summary Report Phases I & II, at last month’s meeting, Amec Foster Wheeler proposes the development of bid packages for the Prairie Du Pont/Fish Lake Levee System.

He presented their Work Order Amendment for the Prairie Du Pont/Fish Lake Levee System Authorized Level Field Investigation and Design Phases I & II, which will include complete Construction Documents and associated Design Services in support of the design and construction of levee improvements throughout the Prairie Du Pont/Fish Lake Levee System.

Services include:

Preparation of Drilling Plan

Evaluations  
Land Surveys  
Seepage berm Solutions  
Relief Well Solutions  
General Civil Improvements (Conveyance Systems & Roads)  
408 Submittal  
Stakeholder Coordination  
Bid Phase Services

A detailed scope of work and cost estimate for the Prairie Du Pont/Fish Lake Levee System Authorized Level Field Investigation and Design Phase II, was provided with the agenda package.

This amendment is the result of receiving the Corps of Engineers Phase II solutions for the Prairie Du Pont/Fish Lake Levee System.

The total additional cost for Work Order 16 with Amec Foster Wheeler Environment & Infrastructure Inc. for the Prairie Du Pont/Fish Lake Levee System Authorized Level Field Investigation and Design Phase II, is \$2,981,000.

There was a clarification that the agenda had incorrectly indicated \$3,486,00, which was the cost of the original amount of Work Order 16. This item was requesting \$2,981,000, in addition to the original Work Order amount of \$3,486,000, for a total of \$6,467,000 for drilling and design services to develop construction ready packages to bid.

There was a brief discussion regarding certification packages to the Corps for the Authorized Level. It was explained that the Corps doesn't have a certification approval, they review and approve the design and construction. Everything the Council will be constructing is to achieve the Authorized Level, as determined by the Corps of Engineers.

Mr. Motil asked for a motion to authorize the Chief Supervisor to execute Work Order #16 Amendment #1 with Amec Foster Wheeler Environment & Infrastructure Inc. for the Prairie Du Pont/Fish Lake Levee System Authorized Level Field Investigation and Design Phase II, in the amount of \$2,981,000.

A motion was made by Mr. Long with a second by Mr. Parks to authorize the Chief Supervisor to execute Work Order #16 Amendment #1 with Amec Foster Wheeler Environment & Infrastructure Inc. for the Prairie Du Pont/Fish Lake Levee System Authorized Level Field Investigation and Design Phase II, in the amount of \$2,981,000

Mr. Bergkoetter called the roll and the following votes were made on the motion:

Mr. Polka - Aye  
Mr. Brinkman - Aye  
Mr. Bergkoetter - Aye

Mr. Conrad - absent  
Mr. Long – Aye  
Dr. Moore – Aye  
Mr. Motil – Aye  
Mr. Parks – Aye  
Mr. Plank - Aye

The motion was approved unanimously.

### **Corps of Engineers Update**

Mr. Motil asked Ms. Kelsey to provide the report from the Corps.

Ms. Kelsey provided an update of the current activities of the Corps using a PowerPoint® presentation to illustrate her remarks. Her presentation focused on the status of the Metro East Projects as follows:

### **USACE UPDATE**

#### **Project Status**

- Wood River
  - Lower Deep Cutoff Wall Phase 2
    - Solicitation issued July 12
    - On schedule for contract award by September 30
  - Wood River Upper Levee System Evaluation Report (LSER)
    - Received comments from FEMA
    - Team is preparing the response
  - Risk Assessment – on schedule
- Mel Price

- Supplemental Report Approval received August 28, 2017
  - East St. Louis
    - Updated Total Project Costs certified September 30
  - Prairie du Pont / Fish Lake
    - Updated Total Project Costs certified September 30

There was a brief discussion regarding Mel Price. Ms. Kelsey indicated the project was one hundred percent funded by the federal government. The approval of the Supplemental Report puts the project in a position to move forward and receive funds for design and construction. She indicated that it would be at least a year out before there would be an opportunity to be funded, complete design and award a contract. No funds were received in the last year. Currently, limited work is being done with carry over funds was previous years, but those funds are almost exhausted and additional funds will be needed to make progress.

Mr. Motil asked for a motion to accept the Corps report. A motion was made by Mr. Parks, with a second by Mr. Brinkman to receive the Corps report. Mr. Bergkoetter called the roll and the following votes were made on the motion:

Mr. Polka – Aye  
Mr. Brinkman – Aye  
Mr. Bergkoetter - Aye  
Mr. Conrad - absent  
Mr. Long – Aye  
Dr. Moore – Aye  
Mr. Motil – Aye  
Mr. Parks – Aye  
Mr. Plank - Aye

The motion was approved unanimously.

Ms. Kelsey indicated, she wanted to give a shout out to the Wood River Levee District and the City of East Alton for coming together and moving forward with required utility relocations that were needed prior to the award of the Wood River Deep Cutoff Wall contract by the Corps.

They had to really make some effort to get the relocation contracts in place and get the work moving forward, allowing the Corps to award the contract.

**Public Comment**

Mr. Motil asked if there is any public comment. There was none.

**Other Business**

There was no other business.

**Adjournment**

A motion was made by Mr. Parks, seconded by Mr. Plank to adjourn the meeting. The motion was approved unanimously by voice vote, all voting aye.

Respectfully submitted,

Paul Bergkoetter,  
Secretary/Treasurer, Board of Directors



# Prairie du Pont/Fish Lake Authorized Level Project Cost Estimate

Preliminary Design Phase

Prepared for



Prepared by



**August 16, 2017**

## 1. Cost Estimate

### Total Cost

Based primarily on previous bid line items from over a dozen local contractors, a preliminary construction cost estimate has been developed for the Prairie du Pont / Fish Lake Authorized Level Design Project. For cost estimating purposes, a contingency of 20% was applied towards all line items. These estimates are preliminary, and represent a planning level estimate. The total construction cost at this time is \$41,752,611, which includes \$32,948,255 in estimated construction, \$1,845,587 in land acquisition, and \$6,958,768 in contingency.

### Development of Bid Packages

Amec Foster Wheeler has reviewed the USACE decision segments and recommends that three bid packages for construction be developed. The quantity of seepage berm material is anticipated to be extremely large; therefore, a separate contract to dredge the Mississippi river may be a cost-effective way to obtain the volume of sand that will be required. Because the volume of seepage berm material is so large, having a separate contract for dredging would ensure that the contractor(s) have access to the amount of material required to complete the project, consistency in material between different bid packages and contractors, and relatively close access to the material. However, the cost associated with land acquisition for storing material, among other factors may be too large to make this a worthwhile option.

The three bid packages have been named Bid Package 15, Bid Package 16, and Bid Package 17 which is a continuation of the numbering from the FEMA Certification Design and other Authorized Level Construction packages along both the Wood River and MESD levee systems. The resultant bid packages are as follows:

- ▶ Bid Package 15 includes the portion of improvements along the Prairie du Pont levee system that is within St. Clair County limits (levee station 167+65 to 435+00). This package includes the abandonment of 53 existing relief wells, construction of 10 new seepage berms, 57 new relief wells, and the construction of a new pump levee station at station 209+13.
- ▶ Bid Package 16 includes the portion of improvements on the Prairie du Pont levee system that spans from the St. Clair/Monroe County line south to interstate 255 from (levee station 435+00 to 550+00). This package includes the abandonment of 37 existing relief wells, construction of 7 new seepage berms, and 40 new relief wells.
- ▶ Bid Package 17 includes the portion of improvements on the Fish Lake levee system which spans from interstate 255 to the end of the southern flank (levee station 550+00 to 809+35). This package includes the abandonment of 47 relief wells, construction of 6 new seepage berms, 71 new relief wells, and the construction of a larger pump station at levee station 691+00.



## Appendix 1 – Preliminary Cost Estimate

**Southwestern Illinois Levee  
Authorized Level Design  
Prairie du Pont - Bid Package 15**

<u>NO.</u>	<u>DESCRIPTION</u>	<u>Unit</u>	<u>Unit Cost</u>	<u>Quantity</u>	<u>Total</u>
1	Dewatering	LS	\$ -	-	\$ -
2	Erosion & Sediment Control	LS	\$ 200,000.00	1	\$ 200,000
3	Mobilization	LS	\$ 323,300.00	1	\$ 323,300
4	Modify Piezometer - Raise to Grade	EA	\$ 4,210.00	2	\$ 8,420
5	Pump Station~(23,000 gpm)	LS	\$ 1,650,000.00	1	\$ 1,650,000
6	Pvmt - Roads & Trails - Remove & Replace	SY	\$ 75.00	4,500	\$ 337,500
7	Relief Well - Existing - Abandon	EA	\$ 3,500.00	53	\$ 185,500
8	Relief Well - New - Type "D"	VF	\$ 750.00	5,700	\$ 4,275,000
9	Seeding, Mulching and Site Restoration	LS	\$ 200,000.00	1	\$ 200,000
10	Dredge Material	CY	\$ 12.00	336,000	\$ 4,032,000
11	Seepage Berm Material	CY	\$ 15.00	335,739	\$ 5,036,081
12	Utility Relocation	LS	\$ 240,000.00	1	\$ 240,000
13	Land Acquisition - Permanent Easement	AC	\$ 10,000.00	91	\$ 906,216
14	Land Acquisition - Temporary Construction Easement	AC	\$ 1,200.00	45	\$ 54,373
15	Land Acquisition - Other	LS	\$ 350,000.00	1	\$ 350,000
				<b>Subtotal:</b>	<b>\$ 17,798,390</b>
				Contengency (20%):	\$ 3,559,678
				<b>Estimated Construction Cost:</b>	<b>\$ 21,358,068</b>

**Southwestern Illinois Levee  
Authorized Level Design  
Prairie du Pont - Bid Package 16**

<u>NO.</u>	<u>DESCRIPTION</u>	<u>Unit</u>	<u>Unit Cost</u>	<u>Quantity</u>	<u>Total</u>
1	Dewatering	LS	\$ -	-	\$ -
2	Erosion & Sediment Control	LS	\$ 110,000.00	1	\$ 110,000
3	Mobilization	LS	\$ 136,200.00	1	\$ 136,200
4	Modify Piezometer - Raise to Grade	EA	\$ 4,210.00	2	\$ 8,420
5	Pvmt - Roads & Trails - Remove & Replace	SY	\$ 75.00	1,500	\$ 112,500
6	Relief Well - Existing - Abandon	EA	\$ 3,500.00	37	\$ 129,500
7	Relief Well - New - Type "D"	VF	\$ 750.00	4,000	\$ 3,000,000
8	Seeding, Mulching and Site Restoration	LS	\$ 110,000.00	1	\$ 110,000
9	Dredge Material	CY	\$ 12.00	118,000	\$ 1,416,000
10	Seepage Berm Material	CY	\$ 15.00	117,468	\$ 1,762,021
11	Utility Relocation	LS	\$ 160,000.00	1	\$ 160,000
12	Land Acquisition - Permanent Easement	AC	\$ 10,000.00	28	\$ 279,094
13	Land Acquisition - Temporary Construction Easement	AC	\$ 1,200.00	14	\$ 16,746
<b>Subtotal:</b>					<b>\$ 7,240,481</b>
Contengency (20%):					\$ 1,448,096
<b>Estimated Construction Cost:</b>					<b>\$ 8,688,577</b>

**Southwestern Illinois Levee  
Authorized Level Design  
Fish Lake - Bid Package 17**

<u>NO.</u>	<u>DESCRIPTION</u>	<u>Unit</u>	<u>Unit Cost</u>	<u>Quantity</u>	<u>Total</u>
1	Dewatering	LS	\$ -	-	\$ -
2	Erosion & Sediment Control	LS	\$ 140,000.00	1	\$ 140,000
3	Mobilization	LS	\$ 186,600.00	1	\$ 186,600
4	Modify Piezometer - Raise to Grade	EA	\$ 4,210.00	2	\$ 8,420
5	Pump Station~(13,000 gpm)	LS	\$ 910,000.00	1	\$ 910,000
6	Pvmt - Roads & Trails - Remove & Replace	SY	\$ 75.00	600	\$ 45,000
7	Relief Well - Existing - Abandon	EA	\$ 3,500.00	47	\$ 164,500
8	Relief Well - New - Type "D"	VF	\$ 750.00	7,100	\$ 5,325,000
9	Seeding, Mulching and Site Restoration	LS	\$ 140,000.00	1	\$ 140,000
10	Dredge Material	CY	\$ 12.00	89,000	\$ 1,068,000
11	Seepage Berm Material	CY	\$ 15.00	88,553	\$ 1,328,292
12	Utility Relocation	LS	\$ 200,000.00	1	\$ 200,000
13	Land Acquisition - Permanent Easement	AC	\$ 10,000.00	23	\$ 225,621
14	Land Acquisition - Temporary Construction Easement	AC	\$ 1,200.00	11	\$ 13,537
				<b>Subtotal:</b>	<b>\$ 9,754,971</b>
				Contengency (20%):	\$ 1,950,994
				<b>Estimated Construction Cost:</b>	<b>\$ 11,705,965</b>



## Progress Report September 20, 2017

### Southwestern Illinois Levee Systems

By Jay Martin



## Construction Status



- ▶ Bid Package 2B – WR/MESD/PdP Pump Stations
  - ▶ Punch List work complete.
  - ▶ Contractor is working on record documentation.
  
- ▶ Bid Package 3 – Wood River Seepage Improvements
  - ▶ Abandonment of 6 relief wells remain.
  
- ▶ Bid Package 4 – MESD Seepage Improvements (Conoco Phillips)
  - ▶ Substantial Completion inspection held on 31 August.
  - ▶ Site restoration and punch list work ongoing.



## Construction Status

- ▶ **Bid Package 5 – MESD Seepage Improvements**
  - ▶ Clay Cap continues – 85% complete.
    - ▶ To date, ≈10,000 truck loads (≈ 135,000 cubic yards) of imported clay has been placed.
    - ▶ The contractor is working 10+ hour days, 6 days a week.
  
- ▶ **Bid Package 5A – East St. Louis Sewer**
  - ▶ River levels remained low enough to complete the lining of the 126” sewer.
  - ▶ 247LF of liner pipe installed and grouted.
  - ▶ Joint testing, CCTV, and Site Restoration occurring this week.
  
- ▶ **Bid Package 7B – Wood River Lower (Deep) Cut-off Wall**
  - ▶ Completed drilling platforms.
  - ▶ 3 of the remaining 4 relief wells have been installed.



## Cost to Complete Remaining Work

- ▶ **Bid Package 3 – Wood River Seepage Improvements**
  - ▶ RW Abandonments = .....\$9,927
- ▶ **Bid Package 4 – MESD Seepage Improvements (Conoco Phillips)**
  - ▶ Base Scope (Site Restoration) = .....\$97,066
- ▶ **Bid Package 5 – MESD Seepage Improvements**
  - ▶ Base Scope (Clay Cap & Site Restoration) =.....\$1,043,726
- ▶ **Bid Package 5A – East St. Louis Sewer Liner**
  - ▶ ESTL Sewer Liner = .....\$481,855
- ▶ **Bid Package 7B – Wood River Lower (Deep) Cut-off Wall**
  - ▶ Relief Wells & Site Restoration = .....\$430,228

## Bid Package 5 – MESD



Clay Cap  
Material  
Placement



## Bid Package 5 – MESD



Clay Cap  
Material  
Placement



## Bid Package 5 – MESD



Clay Cap  
Material  
Placement

## Bid Package 5 – MESD



Clay Cap  
Material  
Compaction




# Bid Package 5A – East St. Louis Sewer



9

# Bid Package 5A – East St. Louis Sewer



10



## FEMA Certification Update

---

- ▶ Upper Wood River (Madison County FEMA Flood Insurance Rate Maps)
  - ▶ Submitted (by USACE March, 2017)
  
- ▶ Wood River East & West Forks (Madison County FEMA Flood Insurance Rate Maps)
  - ▶ Submitted (December, 2016)
    - ▶ FEMA is backlogged and has not started review yet
    - ▶ No indication of when review will begin
  
- ▶ Lower Wood River (Madison County FEMA Flood Insurance Rate Maps)
  - ▶ Awaiting completion of the last relief well in bid package 7B
  - ▶ Efforts are underway preparing the package, submittal October 2017

---

11



## FEMA Certification Update

---

- ▶ MESD (Madison & St. Clair Counties FEMA Flood Insurance Rate Maps)
  - ▶ Pending completion of Bid Packages 4, 5, & 5A
  - ▶ Construction Completion 3<sup>rd</sup> Quarter 2017
  - ▶ Submit required documents to USACE by Dec 31, 2017
  
- ▶ Prairie du Pont & Fish Lake (St. Clair & Monroe Counties FEMA Flood Insurance Rate Maps)
  - ▶ Submitted to FEMA on July 6, 2017
  - ▶ Based on stated backlog, we don't expect any comments until 2018

---

12

## FEMA Certification Summary by Levee/County



Levee System	County/Flood Maps	Certification	Proposed
Upper Wood River	Madison	Submitted	
East/West Forks	Madison	Submitted	
Lower Wood River	Madison	7B – relief wells	October 2017
Metro East Sanitary District (MESD)	Madison/St Clair	4, 5, & 5A (Clay cap & Sewer Rehab)	To the USACE in December 2017
Prairie du Pont & Fish Lake (PDP/FL)	St Clair/Monroe	Submitted	

## Authorized Level (500-Year) Design



### Wood River (Bid Packages 8, 9 and 10)

- ▶ Bid Package 8 design is underway
  - ▶ 27 Relief Wells & 1 Pump Station
  - ▶ USACE required Value Engineering Study completed
  - ▶ Borings completed
- ▶ LWR Risk Assessment & Supplemental Report (2 year duration)
  - ▶ Required because USACE Total Project Cost increased by more than 20%
  - ▶ Started in December 2016
  - ▶ Potential Failure Mode Analysis (PFMA) meeting was May 1-5, 2017
  - ▶ Expert Opinion Elicitation (EOE) Meeting #1 was July 10-14, 2017
  - ▶ EOE Meeting #2 was August 14-18, 2017
  - ▶ EOE Meeting #3 scheduled for next week
- ▶ Bid Packages 9 & 10 on hold pending USACE Risk Assessment & Supplemental Report



## Authorized Level (500-Year) Design

### MESD (Bid Packages 11, 12, 13 and 14)

- ▶ Bid Package 11
  - ▶ Relief Wells
  - ▶ On Hold, pending USACE risk informed solution (summer 2018)
- ▶ Bid Package 12/13
  - ▶ Relief Wells and 1 Pump Station
  - ▶ On Hold, pending USACE risk informed solution (summer 2018)
- ▶ Bid Package 14
  - ▶ USACE required Value Engineering Study has been completed
  - ▶ Finishing up design of the package
  - ▶ Package will be “on the shelf” pending USACE risk informed solution (summer 2018)
- ▶ MESD Deep Cutoff Wall
  - ▶ Met with Corps August 17 - they are pushing forward with design
  - ▶ Drilling progressing about 50% complete

15




## Authorized Level (500-Year) Design

### Prairie Du Pont & Fish Lake (Bid Package 15)

- ▶ Phase I of II
  - ▶ 51 seepage berm reaches, 38 relief wells
  - ▶ Topographic survey is underway
- ▶ Phase II of II
  - ▶ 23 additional seepage berm reaches, 122 additional relief wells
  - ▶ Authorized Level Report presented in August
  - ▶ Amendment to Work Order 16 for design effort at this meeting
- ▶ Section 408 contributed funds agreement
  - ▶ For USACE review of PDP/FL designs as part of Section 408 review
  - ▶ FPD Comments to 214 agreement are being complied
  - ▶ Currently being negotiated with Council and USACE

16

Questions?



## Metro East Projects, IL

### Project Status

- Wood River
  - Lower Deep Cutoff Wall Phase 2
    - ▶ Solicitation issued July 12
    - ▶ On schedule for contract award by September 30
  - Wood River Upper Levee System Evaluation Report (LSER)
    - ▶ Received comments from FEMA
    - ▶ Team is preparing the response
  - Risk Assessment – on schedule
- Mel Price
  - Supplemental Report Approval received August 28, 2017
- East St. Louis
  - Updated Total Project Costs certified September 30
- Prairie du Pont/Fish Lake
  - Updated Total Project Costs certified September 30





Memo to: Board of Directors  
From: Chuck Etwert  
Subject: Program Status Report for October 2017  
Date: October 16, 2017

Approximately 99.6% of the \$74.7 million of construction, involved in all ten current construction bid packages, has been completed thru September. The river remained low and the amount of work completed during the month was \$2,015,105. The total amount of construction completed is \$74.3 million. There is just slightly over three hundred thousand dollars' worth of 100-Year accreditation construction remaining to be completed.

With the construction completed during the last month, Amec Foster Wheeler will be submitting the Lower Wood River certification package to FEMA this week. Amec Foster Wheeler will be submitting MESD certification information to the Corps of Engineers by the end of the year, with the Corps submitting the MESD Levee System Evaluation Report to FEMA in the spring of 2018. This will complete the submittal of the five certification packages to FEMA.

The reprogramming request to transfer Wood River funds to East St. Louis is still being reviewed by the Assistant Secretary of the Army for Civil Works. Hopefully, a positive determination will be achieved by the end of the year.

I have included in your Board packet, a copy of Amec Foster Wheeler's Monthly Progress Report for October.







Southwestern Illinois Flood Prevention District Council  
c/o Charles Ewert  
104 United Drive  
Collinsville, IL 62234

---

## **Monthly Project Progress Report October 2017**

---

AMEC FOSTER WHEELER Project No. 563170001  
Period Ending Date: October 10, 2017

*Date of Issue: October 13, 2017*

# Table of Contents

<b>1. OVERVIEW .....</b>	<b>4</b>
1.1 PROJECT DESCRIPTION .....	4
1.2 AMEC FOSTER WHEELER SCOPE .....	4
1.3 KEY CONTACTS / PEOPLE .....	5
<b>2. HEALTH, SAFETY, SECURITY, ENVIRONMENT (HSSE) .....</b>	<b>5</b>
2.1 HSSE REPORTS .....	5
<b>3. PROJECT STATUS UPDATE .....</b>	<b>6</b>
3.1 BID PACKAGE 2A .....	6
3.1.1 Calendar .....	6
3.1.2 Progress .....	6
3.1.3 Property Acquisition.....	6
3.1.4 Levee Board Considerations .....	6
3.1.5 Submittals .....	6
3.1.6 Change Orders .....	6
3.1.7 QC/QA Activities .....	6
3.1.8 Considerations.....	6
3.1.9 Payment Progress .....	6
3.2 BID PACKAGE 2B .....	7
3.2.1 Calendar .....	7
3.2.2 Progress - Piping Change Order .....	7
3.2.3 Property Acquisition.....	7
3.2.4 Levee Board Considerations .....	7
3.2.5 Submittals .....	7
3.2.6 Change Orders .....	7
3.2.7 QC/QA Activities .....	7
3.2.8 Considerations.....	7
3.2.9 Payment Progress .....	7
3.3 BID PACKAGE 2C .....	8
3.3.1 Calendar .....	8
3.3.2 Progress .....	8
3.3.3 Property Acquisition.....	8
3.3.4 Levee Board Considerations .....	8
3.3.5 Submittals .....	8
3.3.6 Change Orders .....	8
3.3.7 QC/QA Activities .....	8
3.3.8 Payment Progress .....	8
3.4 BID PACKAGE 3.....	9
3.4.1 Calendar .....	9
3.4.2 Progress .....	9
3.4.3 Property Acquisition.....	9
3.4.4 Levee Board Considerations .....	9
3.4.5 Submittals .....	9
3.4.6 Change Orders .....	9
3.4.7 QC/QA Activities .....	9
3.4.8 Considerations.....	9
3.4.9 Payment Progress .....	9
3.5 BID PACKAGE 4.....	10
3.5.1 Calendar .....	10
3.5.2 Progress .....	10
3.5.3 Property Acquisition.....	10
3.5.4 Levee Board Considerations .....	10
3.5.5 Submittals .....	10
3.5.6 Change Orders .....	10
3.5.7 QC/QA Activities .....	10
3.5.8 Considerations.....	10

3.5.9	Payment Progress .....	10
3.6	BID PACKAGE 5.....	11
3.6.1	Calendar .....	11
3.6.2	Progress .....	11
3.6.3	Property Acquisition.....	11
3.6.4	Levee Board Considerations .....	11
3.6.5	Submittals .....	11
3.6.6	Change Orders .....	11
3.6.7	QC/QA Activities .....	11
3.6.8	Considerations.....	11
3.6.9	Payment Progress .....	11
3.7	BID PACKAGE 5A .....	12
3.7.1	Calendar .....	12
3.7.2	Progress .....	12
3.7.3	Property Acquisition.....	12
3.7.4	Levee Board Considerations .....	12
3.7.5	Submittals .....	12
3.7.6	Change Orders .....	12
3.7.7	QC/QA Activities .....	12
3.7.8	Considerations.....	12
3.7.9	Payment Progress .....	12
3.8	BID PACKAGE 6.....	13
3.8.1	Calendar .....	13
3.8.2	Progress .....	13
3.8.3	Property Acquisition.....	13
3.8.4	Levee Board Considerations .....	13
3.8.5	Submittals .....	13
3.8.6	Change Orders .....	13
3.8.7	QC/QA Activities .....	13
3.8.8	Considerations.....	13
3.8.9	Payment Progress .....	13
3.9	BID PACKAGE 7A .....	14
3.9.1	Calendar .....	14
3.9.2	Progress .....	14
3.9.3	Property Acquisition.....	14
3.9.4	Levee Board Considerations .....	14
3.9.5	Submittals .....	14
3.9.6	Change Orders .....	14
3.9.7	QC/QA Activities .....	14
3.9.8	Considerations.....	14
3.9.9	Payment Progress .....	14
3.10	BID PACKAGE 7B .....	15
3.10.1	Calendar .....	15
3.10.2	Progress .....	15
3.10.3	Property Acquisition .....	15
3.10.4	Levee Board Considerations .....	15
3.10.5	Submittals.....	15
3.10.6	Change Orders.....	15
3.10.7	QC/QA Activities.....	15
3.10.8	Considerations .....	15
3.10.9	Payment Progress.....	15

## 1. OVERVIEW

### 1.1 Project Description

Levees along the east side of the Mississippi River within four levee districts have been found to be out of compliance with FEMA Requirement 44CFR 65.10 and therefore have been de-certified. The four districts are: Wood River Drainage and Levee District, Metro-East Sanitary District, Prairie du Pont Drainage and Levee District, and Fish Lake Drainage and Levee District. The counties involved have formed an overarching entity called the Southwestern Illinois Flood Prevention District Council (SIFPDC). Amec Foster Wheeler has been selected by the SIFPDC to design and manage the construction of levee system improvements necessary to demonstrate compliance with FEMA Requirement 44CFR 65.10.

**Bid Package 2A** is composed of the construction of one (1) pump station within the Fish Lake Levee District System.

**Bid Package 2B** is composed of the construction of five (5) pump stations within the Wood River, MESD, and Prairie du Pont Levee Districts.

**Bid Package 2C** is composed of the installation of two force mains and associated structures from Site 12 pump station to levee discharge.

**Bid Package 3** is composed of the construction of seepage control improvements within the Wood River Drainage and Levee District Levee System.

**Bid Package 4** is composed of the construction of seepage control improvements within the Metro East Sanitary District Levee System, from Station 1209+00 to 1242+00. This package also includes the construction of one (1) pump station.

**Bid Package 5** is composed of the construction of seepage control improvements within the Metro East Sanitary District Levee System.

**Bid Package 5A** is composed of the rehabilitation of approximately 245 linear feet of 126-inch round concrete sewer and the replacement of two sluice gates.

**Bid Package 6** is composed of the construction of seepage control improvements within the Prairie du Pont Drainage and Levee District and Fish Lake Drainage and Levee District Levee Systems.

**Bid Package 7A** is composed of the construction of a shallow cut-off wall and flush clay cap near the upstream portion of the Upper Wood River Levee System, from station 20+00 to 38+00.

**Bid Package 7B** is composed of the construction of a deep cut-off wall and protruding clay cap in the Lower Wood River Levee System, from station 132+00 to 170+00.

### 1.2 Amec Foster Wheeler Scope

Based on baseline budgets and baseline schedules, monitor and manage the program performance.

- track program cost
- monitor program budget
- track program progress
- monitor program schedule
- complete earned value analysis, performance measurements and forecasting
- schedule and cost variance management and corrective action plans

### 1.3 Key Contacts / People

Program Manager	Jay Martin, PE, 615.333.0630 <a href="mailto:jay.w.martin@amecfw.com">jay.w.martin@amecfw.com</a>
Project Manager	Jon Omvig, AICP, 636.200.5118 <a href="mailto:jon.omvig@amecfw.com">jon.omvig@amecfw.com</a>
Engineer of Record (Civil)	Randy Cook Jr., PE, 636.200.5125 <a href="mailto:randy.cook@amecfw.com">randy.cook@amecfw.com</a>
Engineer of Record (Geotechnical)	Jo C. Tucker, PE, 502.442.4317 <a href="mailto:jo.tucker@amecfw.com">jo.tucker@amecfw.com</a>
Resident Project Representative	Kevin Williams, PMP, 618.401.7226 <a href="mailto:kevin.williams@amecfw.com">kevin.williams@amecfw.com</a>
Project Coordinator	Kendra Mitchom, 618.346.9120 <a href="mailto:kendra.mitchom@amecfw.com">kendra.mitchom@amecfw.com</a>

## 2. HEALTH, SAFETY, SECURITY, ENVIRONMENT (HSSE)

### 2.1 HSSE Reports

<b>Health/Safety</b>		
The Contractors continue to conduct weekly toolbox safety talks.		
<b>Security</b>		
Nothing to report this month		
<b>Environment (SWPPP)</b>		
Forms submitted as required		
<b>River Stage Restrictions</b>		
The USACE 408 permit dictates that excavations shall cease when the Mississippi River Stage is:		
<b>Bid Package</b>	<b>River Stage</b>	<b>River Elevation</b>
2A	17.0	396.94
2B	27.06	407.00
2C	15.03	394.97 (Mel Price)
3	16.0	411.48 (Mel Price)
4	25.0	404.94
5	25.0	404.94
5A	12.0	391.94
6	25.0	404.94
7A	21.52	417.0 (Mel Price)
7B	21.52	417.0 (Mel Price)

### 3. PROJECT STATUS UPDATE

#### 3.1 Bid Package 2A

##### 3.1.1 Calendar

Bid Date:	June 11, 2013
Contract executed	October 11, 2013
Schedule received	October 29, 2013
Anticipated start of field activities	January 22, 2014
Start of field activities	January 27, 2014
Completion date	December 1, 2014
Final Walk Through	Substantial completion August 12, 2014
Final Acceptance	December 1, 2014

##### 3.1.2 Progress

- Complete

##### 3.1.3 Property Acquisition

- Complete

##### 3.1.4 Levee Board Considerations

- Complete

##### 3.1.5 Submittals

- Complete

##### 3.1.6 Change Orders

- Complete

##### 3.1.7 QC/QA Activities

- Complete

##### 3.1.8 Considerations

- Complete

##### 3.1.9 Payment Progress

- Complete

### 3.2 Bid Package 2B

#### 3.2.1 Calendar

Bid Date:	October 1, 2013
Contract executed	December 16, 2013
Schedule received	December 17, 2013
Anticipated start of field activities	February 17, 2014
Start of field activities	March 2014
Contract completion date	Extend completion date beyond 12/31/16 with no set date. Time extension for Site 10 and 12 contingent upon Keller Construction completing their work first and allowing K&L at least 15 working days (M-F) per site to complete pipe replacement per Change Order 11 of Bid Package 2B. This is also contingent upon weather delays and river levels above 10 feet.
Final Walk Through	
Final Acceptance	

#### 3.2.2 Progress

- O&Ms and final asbuilts submitted for review
- Final completion inspection to be scheduled soon

#### 3.2.3 Property Acquisition

- None

#### 3.2.4 Levee Board Considerations

- None

#### 3.2.5 Submittals

- Complete

#### 3.2.6 Change Orders

- None

#### 3.2.7 QC/QA Activities

- None

#### 3.2.8 Considerations

- None

#### 3.2.9 Payment Progress

- See Contract Invoice Log attached

### 3.3 Bid Package 2C

#### 3.3.1 Calendar

Bid Date:	November 12, 2014
Contract executed	February 9, 2015
Schedule received	Posted in SharePoint
Anticipated start of field activities	October 15, 2015
Start of field activities	October 15, 2015
Contract completion date	April 29, 2016
Final Walk Through	September 1, 2016
Final Acceptance	September 16, 2016

#### 3.3.2 Progress

- Complete

#### 3.3.3 Property Acquisition

- Complete

#### 3.3.4 Levee Board Considerations

- Complete

#### 3.3.5 Submittals

- Complete

#### 3.3.6 Change Orders

- Complete

#### 3.3.7 QC/QA Activities

- Complete

#### 3.3.8 Payment Progress

- Complete



### 3.4 Bid Package 3

#### 3.4.1 Calendar

Bid Date:	December 3, 2013
Contract executed	January 27, 2014
Schedule received	December 3, 2013
Anticipated start of field activities	As noted below.
Start of field activities	Varied
Contract completion date	<ul style="list-style-type: none"><li>• Upper Wood River is substantially complete.</li><li>• Lower Wood River – December 27, 2016 (final completion dependent on the BP 7B RW installation).</li><li>• Hawthorne Manhole Change Order – February 28, 2017</li></ul>
Final Walk Through	October 6, 2016 (Final inspection excluded RW ABD)
Final Acceptance	

#### 3.4.2 Progress

- Complete

#### 3.4.3 Property Acquisition

- Complete

#### 3.4.4 Levee Board Considerations

- Complete

#### 3.4.5 Submittals

- Complete

#### 3.4.6 Change Orders

- Complete

#### 3.4.7 QC/QA Activities

- Complete

#### 3.4.8 Considerations

- Complete

#### 3.4.9 Payment Progress

- See attached Contract invoice log

### 3.5 Bid Package 4

#### 3.5.1 Calendar

Bid Date:	December 3, 2013
Contract executed	February 6, 2014
Schedule received	December 3, 2013
Anticipated start of field activities	February 24, 2014
Start of field activities	March 17, 2014
Contract completion date	September 21, 2017
Final Walk Through	
Final Acceptance	

#### 3.5.2 Progress

- Project is Substantially Complete
- Site restoration work ongoing.

#### 3.5.3 Property Acquisition

- Complete.

#### 3.5.4 Levee Board Considerations

- None

#### 3.5.5 Submittals

- Complete

#### 3.5.6 Change Orders

- Complete

#### 3.5.7 QC/QA Activities

- None

#### 3.5.8 Considerations

- None

#### 3.5.9 Payment Progress

- See Contract Invoice Log attached.

### 3.6 Bid Package 5

#### 3.6.1 Calendar

Bid Date:	December 3, 2013
Contract executed	January 27, 2014
Schedule received	December 3, 2013
Anticipated start of field activities	February 17, 2014
Start of field activities	February 17, 2014
Contract completion date	November 15, 2017
Final Walk Through	
Final Acceptance	

#### 3.6.2 Progress

- Project is Substantially Complete
- Site restoration work ongoing.

#### 3.6.3 Property Acquisition

- Complete

#### 3.6.4 Levee Board Considerations

- None.

#### 3.6.5 Submittals

- Complete

#### 3.6.6 Change Orders

- Complete

#### 3.6.7 QC/QA Activities

- Ongoing

#### 3.6.8 Considerations

- None

#### 3.6.9 Payment Progress

- See Contract Invoice Log attached.

### 3.7 Bid Package 5A

#### 3.7.1 Calendar

Bid Date:	November 08, 2016
Contract executed	December 08, 2016
Schedule received	January 09, 2017
Anticipated start of field activities	February 20, 2017
Start of field activities	March 21, 2017
Contract completion date	November 30, 2017
Final Walk Through	
Final Acceptance	

#### 3.7.2 Progress

- Project is Substantially Complete
- Punch list work on-going

#### 3.7.3 Property Acquisition

- None

#### 3.7.4 Levee Board Considerations

- None

#### 3.7.5 Submittals

- Submittal process on-going

#### 3.7.6 Change Orders

- None

#### 3.7.7 QC/QA Activities

- None

#### 3.7.8 Considerations

- None

#### 3.7.9 Payment Progress

- None

### 3.8 Bid Package 6

#### 3.8.1 Calendar

Bid Date:	June 11, 2013
Contract executed	October 3, 2013
Schedule received	October 31, 2013
Anticipated start of field activities	November 11, 2013
Start of field activities	November 19, 2013
Contract completion date	<i>Substantial completion: July 26, 2016;</i> <i>Final completion: September 6, 2016</i>
Final Walk Through	September 6, 2016
Final Acceptance	July 24, 2017

#### 3.8.2 Progress

- Complete

#### 3.8.3 Property Acquisition

- Complete

#### 3.8.4 Levee Board Considerations

- Complete

#### 3.8.5 Submittals

- Complete

#### 3.8.6 Change Orders

- Complete

#### 3.8.7 QC/QA Activities

- Complete

#### 3.8.8 Considerations

- Complete

#### 3.8.9 Payment Progress

- Complete

### 3.9 Bid Package 7A

#### 3.9.1 Calendar

Bid Date:	August 13, 2014
Contract executed	September 17, 2014
Schedule received	October 1, 2014
Anticipated start of field activities	October 6, 2014
Start of field activities	October 6, 2014
Anticipated completion date	June 26, 2015 (contract completion date).
Final Walk Through	July 10, 2015
Final Acceptance	July 10, 2015

#### 3.9.2 Progress

- Complete

#### 3.9.3 Property Acquisition

- Complete

#### 3.9.4 Levee Board Considerations

- Complete

#### 3.9.5 Submittals

- Complete

#### 3.9.6 Change Orders

- Complete

#### 3.9.7 QC/QA Activities

- Complete

#### 3.9.8 Considerations

- None.

#### 3.9.9 Payment Progress

- Complete

### 3.10 Bid Package 7B

#### 3.10.1 Calendar

Bid Date:	August 13, 2014
Contract executed	September 12, 2014
Schedule received	June 19, 2015
Anticipated start of field activities	August 2015
Start of field activities	July 2015
Contract completion date	<i>Substantial completion June 26, 2016; Final completion September 23, 2016.</i>
Final Walk Through	9/20/16 Final Inspection (with exception of Relief Well work)
Final Acceptance	

#### 3.10.2 Progress

- Project is Substantially Complete
- Relief well completed, developed and pump tested
- Work that remains to be completed:
  - Final grading around relief wells.

#### 3.10.3 Property Acquisition

- Complete

#### 3.10.4 Levee Board Considerations

- None

#### 3.10.5 Submittals

- Complete

#### 3.10.6 Change Orders

- Complete

#### 3.10.7 QC/QA Activities

- Complete

#### 3.10.8 Considerations

- None.

#### 3.10.9 Payment Progress

- See Contract Invoice Log attached.

**CONTRACT INVOICE LOG**

**Contractor:** Korte & Luitjohan Contractors, Inc  
 12052 Highland Road  
 Highland, IL 62249

**Project:** SWILCD  
**Construction Package:** BP2A

**Original Contract Amount:** \$747,500.00  
**Change Order #1:** \$2,245.00 Limitorque Actuator  
**Change Order #2:** \$7,730.00 Additional Road Aggregate  
**Change Order #3:** \$434.00 Monroe County Building Permit  
**Change Order #4:** \$0.00 Contract Time Extension  
**Change Order #5:** \$0.00 Contract Time Extension 2  
**Change Order #6:** \$0.00 Contract Time Extension 3  
**Change Order #7:** \$5,189.21 Additional Rock and Testing  
**Change Order #8:** \$34,501.32 Stumpf Property Pipe Extension  
**Total Change Order Amount:** \$50,099.53  
**Total Revised Contract Amount:** \$797,599.53

Payment Request No.	Pay Request Date	Pay Request Recommended Approval Date	Total Completed to Date (\$)	Amount Retained (10% to 50%) then (5% to 95%)	Total Earned Less Retained	Current Payment Invoice	Date Paid by FPD	Estimate to Complete Including Retainage (\$)
<u>1</u>	11/15/2013	11/27/2013	\$11,000.00	\$1,100.00	\$9,900.00	\$9,900.00	11/1/2013	\$737,600.00
<u>2</u>	2/5/2014	2/10/2014	\$76,000.00	\$7,600.00	\$68,400.00	\$58,500.00	2/18/2014	\$679,100.00
<u>3</u>	3/6/2014	3/13/2014	\$228,500.00	\$22,850.00	\$205,650.00	\$137,250.00	3/25/2014	\$541,850.00
<u>4</u>	3/31/2014	4/15/2014	\$372,400.00	\$37,240.00	\$335,160.00	\$129,510.00	4/22/2014	\$420,504.00
<u>5</u>	4/30/2014	5/13/2014	\$432,500.00	\$43,250.00	\$389,250.00	\$54,090.00	5/22/2014	\$366,414.00
<u>6</u>	5/31/2014	6/10/2014	\$635,890.00	\$50,742.00	\$585,148.00	\$195,898.00	6/19/2014	\$170,516.00
<u>7</u>	6/30/2014	7/14/2014	\$684,000.00	\$53,147.00	\$630,853.00	\$45,705.00	7/17/2014	\$124,811.00
<u>8</u>	7/31/2014	8/12/2014	\$753,929.00	\$37,895.45	\$716,033.55	\$85,180.55	8/19/2014	\$39,630.45
<u>9</u>	8/31/2014	9/9/2014	\$759,118.21	\$37,895.45	\$721,222.76	\$5,189.21	9/15/2014	\$41,875.45
<u>10</u>	11/30/2014	12/12/2014	\$797,599.53	\$38,094.45	\$759,505.08	\$38,282.32	12/18/2014	\$38,094.45
<u>11</u>	12/31/2014	1/15/2015	\$797,599.53	\$1,800.00	\$795,799.53	\$36,294.45	1/26/2015	\$1,800.00
<u>12</u>	3/31/2015	4/10/2015	\$797,599.53	\$0.00	\$797,599.53	\$1,800.00	4/16/2015	\$0.00





## CONTRACT INVOICE LOG

**Contractor:** Korte & Luitjohan Contractors, Inc  
12052 Highland Road  
Highland, IL 62249

**Project:** SWILCD  
**Construction Package:** BP2B

<b>Original Contract Amount:</b>	\$3,865,405.00	
<b>Change Order #1:</b>	\$434.00	Monroe County Building Permit
<b>Change Order #2:</b>	\$7,965.00	Additional Road Aggregate
<b>Change Order #3:</b>	\$0.00	Fence and Aggregate Changes
<b>Change Order #4:</b>	\$8,570.00	Razor Wire on Fence per MESD Request
<b>Change Order #5:</b>	\$0.00	Contract Time Extension
<b>Change Order #6:</b>	\$50,600.00	Site 16 Duct Bank
<b>Change Order #7:</b>	\$4,760.00	Site 12 Existing Force Mains
<b>Change Order #8:</b>	\$74,200.00	Site 10 Electrical Changes
<b>Change Order #9:</b>	\$0.00	Time Extension
<b>Change Order #10:</b>	\$10,276.92	Site 12 Guard Rail
<b>Change Order #11:</b>	\$1,314,600.00	Pipe Material Change & Erosion Control
<b>Change Order #12:</b>	\$8,700.00	Fence Repair Site 5
<b>Change Order #13:</b>	\$0.00	Time Extension
<b>Change Order #14:</b>	\$0.00	Time Extension
<b>Change Order #15:</b>	\$1,200.00	Site 12 Pump Station Repair Vandalism Damage to Grounding System
<b>Total Change Order Amount:</b>	\$1,481,305.92	
<b>Total Revised Contract Amount:</b>	<b>\$5,346,710.92</b>	

Payment Request No.	Pay Request Date	Pay Request Recommended Approval Date	Total Completed and Store to Date	Cumulative Retained (10% to 50%) then (5% to 95%)	Total Earned Less Retained	Current Payment Invoice	Date Paid by FPD	Estimate to Complete Including Retainage(\$)
1	2/5/2014	2/10/2014	\$51,750.00	\$5,175.00	\$46,575.00	\$46,575.00	<a href="#">2/18/2014</a>	\$3,818,830.00
2	3/6/2014	3/13/2014	\$132,450.00	\$13,245.00	\$119,205.00	\$72,630.00	<a href="#">3/25/2014</a>	\$3,746,634.00
3	3/31/2014	4/15/2014	\$504,300.00	\$50,430.00	\$453,870.00	\$334,665.00	<a href="#">4/22/2014</a>	\$3,419,934.00
4	4/30/2014	5/13/2014	\$846,000.00	\$84,600.00	\$761,400.00	\$307,530.00	<a href="#">5/22/2014</a>	\$3,112,404.00
5	5/31/2014	6/12/2014	\$1,295,000.00	\$129,500.00	\$1,165,500.00	\$404,100.00	<a href="#">6/19/2014</a>	\$2,708,304.00
6	6/30/2014	7/14/2014	\$1,736,000.00	\$173,600.00	\$1,562,400.00	\$396,900.00	<a href="#">7/17/2014</a>	\$2,311,404.00
7	7/31/2014	8/11/2014	\$2,180,100.00	\$205,850.00	\$1,974,250.00	\$411,850.00	<a href="#">8/19/2014</a>	\$1,899,554.00
8	8/31/2014	9/8/2014	\$2,927,440.00	\$243,217.00	\$2,684,223.00	\$709,973.00	<a href="#">9/15/2014</a>	\$1,198,151.00
9	9/30/2014	10/9/2014	\$3,144,000.00	\$255,524.00	\$2,888,476.00	\$204,253.00	<a href="#">10/16/2014</a>	\$1,044,498.00
10	10/31/2014	11/7/2014	\$3,420,000.00	\$269,324.00	\$3,150,676.00	\$262,200.00	<a href="#">11/18/2014</a>	\$787,058.00
11	11/30/2014	12/12/2014	\$3,648,600.00	\$282,764.00	\$3,365,836.00	\$215,160.00	<a href="#">12/18/2014</a>	\$646,098.00
12	12/31/2014	1/12/2015	\$3,840,000.00	\$292,334.00	\$3,547,666.00	\$181,830.00	<a href="#">1/26/2015</a>	\$464,268.00
13	1/31/2015	2/9/2015	\$3,897,320.00	\$295,200.00	\$3,602,120.00	\$54,454.00	<a href="#">2/18/2015</a>	\$409,814.00
14	2/28/2015	3/10/2015	\$3,968,238.00	\$298,710.00	\$3,669,528.00	\$67,408.00	<a href="#">3/19/2015</a>	\$342,406.00
15	3/31/2015	4/10/2015	\$4,011,934.00	\$200,596.00	\$3,811,338.00	\$141,810.00	<a href="#">4/16/2015</a>	\$200,596.00
16	4/30/2015	5/12/2015	\$4,011,934.00	\$10,000.00	\$4,001,934.00	\$190,596.00	<a href="#">5/18/2015</a>	\$20,276.92
17	7/31/2015	8/11/2015	\$4,022,210.92	\$10,000.00	\$4,012,210.92	\$10,276.92	<a href="#">8/20/2015</a>	\$1,324,600.00
18	1/31/2016	2/11/2016	\$4,063,110.92	\$12,045.00	\$4,051,065.92	\$38,855.00	<a href="#">2/17/2016</a>	\$1,285,745.00
19	2/29/2016	3/11/2016	\$4,078,810.92	\$12,830.00	\$4,065,980.92	\$14,915.00	<a href="#">3/17/2016</a>	\$1,270,830.00
20	3/31/2016	4/14/2016	\$4,253,410.92	\$21,560.00	\$4,231,850.92	\$165,870.00	<a href="#">4/20/2016</a>	\$1,113,660.00
21	7/31/2016	8/5/2016	\$4,443,410.92	\$31,060.00	\$4,412,350.92	\$180,500.00	<a href="#">8/15/2016</a>	\$933,160.00
22	11/30/2016	12/13/2016	\$4,861,410.92	\$50,198.81	\$4,809,450.92	\$397,100.00	<a href="#">12/23/2016</a>	\$536,060.00
23	12/31/2016	1/6/2017	\$4,954,638.29	\$56,186.37	\$4,898,451.92	\$89,001.00	<a href="#">1/19/2017</a>	\$447,059.00
24	1/31/2017	2/3/2017	\$5,102,796.18	\$63,594.26	\$5,039,201.92	\$140,750.00	<a href="#">2/15/2017</a>	\$306,309.00
25	2/28/2017	3/6/2017	\$5,182,817.24	\$67,595.32	\$5,115,221.92	\$76,020.00	<a href="#">3/14/2017</a>	\$230,289.00
26	3/31/2017	4/10/2017	\$5,330,650.92	\$74,987.00	\$5,255,663.92	\$140,442.00	<a href="#">4/19/2017</a>	\$89,847.00
27	4/30/2017	5/8/2017	\$5,341,104.94	\$65,509.02	\$5,275,595.92	\$19,932.00	<a href="#">5/15/2017</a>	\$69,915.00
28	8/31/2017	9/12/2017	\$5,345,510.92	\$33,000.00	\$5,312,510.92	\$36,915.00	<a href="#">9/19/2017</a>	\$34,200.00

**TITLE: CONSTRUCTION CHANGE ORDER LOG**

**CLIENT:** Southwestern Illinois Flood Prevention District Council  
**PROJECT:** Bid Package 2B

**PROJECT NUMBER:** SIFPDC-BP2B

Change Request Number	Description	Change Type (Field, Design, Spec, Other)	Cost to FPD	Cost to Others	As Bid Line Item #	Original Cost of Associated Line Item	% of Original Line Item	% of Original Contract	Date	Status	Comments
1	Building Permit	Field	\$434.00	\$0.00	2B.1	\$ 32,720.00	1.33%	0.01%	2/24/2014	Approved	Required by Monroe County
2	Additional Roadway Aggregate	Field	\$7,965.00	\$0.00	2B.3	\$ 171,825.00	4.64%	0.21%	3/18/2014	Approved	Required by Monroe County
3	Site 10, 12, 15 fence and aggregate changes	Field	\$0.00	\$0.00	NA	NA	0.00%	0.00%	8/12/2014	Approved	Field changes to enable constructability and provide maintenance ease
4	Razor Wire on Fence	Other	\$0.00	\$8,570.00	NA	NA	NA	0.22%	8/19/2014	Approved	Razor wire on fence at Site 10, 12, & 16 per MESD Levee District request; To be paid by MESD
5	Time Extension	Other	\$0.00	\$0.00	NA	NA	0.00%	0.00%	8/19/2014	Approved	Time extension for July 2014 weather/ high river days that impeded construction
6*	Site 16 Duct Bank	Field	\$50,600.00	\$0.00	2B.55	\$ 23,990.00	210.92%	1.31%	9/29/2014	Approved	USACE required underground electrical service to pump station per Ameren; Ameren to credit FPD amount paid to Ameren for overhead lines; Board approval required
7	Site 15 Grating and Supports	Field	\$4,760.00	\$0.00		\$ 352,645.00	1.35%	0.12%	10/17/2014	Approved	Grating and support for Site 15 to enable functionality of the system
8*	Site 10 Electric Change	Field	\$74,200.00	\$0.00	2B.27	\$ 17,705.00	419.09%	1.92%	11/19/2014	Approved	Ameren requires upgrades to the existing pump station at Site 10. Board approval required
9	Time Extension	Other	\$0.00	\$0.00	NA	NA	0.00%	0.00%	12/2/2014	Approved	Request for Time Extension to move our completion date to 4/15/15 due to the contract documents for Bid Package 2B contractor is only allowed to work at Site 12 between October 15th to March 15th.
10	Site 12 Guard Rail	Field	\$10,276.92	\$0.00	NA	NA	NA	0.27%	4/17/2015	Approved	Install approximately 74 LF of FRP handrails per the attached drawings for OSHA compliance
11*	Pipe Material Change - Sites 5, 10, 12, 16; Erosion Control Sites 9, 10, 16	Other	\$1,314,600.00	\$0.00	NA	NA	NA	34.01%	12/3/2015	Approved	Pump station sites 5, 10, 12, 16 pipe replacement to meet the Authorized Level flood event design
12*	Fence Repair Site 5	Field	\$8,700.00	\$0.00	NA	NA	NA	0.23%	3/17/2016	Approved	Fence Repair Site 5
13	Time Extension	Other	\$0.00	\$0.00	NA	NA	0.00%	0.00%	8/25/2016	Approved	Extend completion date to 12/31/16 for Contract 2B. Time extension for Site 10, 12 and 16 is contingent upon Keller Construction completing their work first and allowing K&L at least 15 working days (M-F) per site to complete pipe replacement per Change Order 11 of Bid Package 2B. This is also contingent upon weather delays and river levels above 10 feet.

Change Request Number	Description	Change Type (Field, Design, Spec, Other)	Cost to FPD	Cost to Others	As Bid Line Item #	Original Cost of Associated Line Item	% of Original Line Item	% of Original Contract	Date	Status	Comments
14	Time extension completion date beyond 12/31/16 with no set date.	Other	\$0.00	\$0.00	NA	NA	0.00%	0.00%	11/28/2016	Approved	Time extension for Site 10 and 12 contingent upon Keller Construction completing their work first and allowing K&L at least 15 working days (M-F) per site to complete pipe replacement per Change Order 11 of Bid Package 2B. This is also contingent upon weather delays and river levels above 10 feet.
15	Site 12 Pump Station Repair Vandalism Damage to Grounding System	Other	\$1,200.00	\$0.00	NA	NA	0.00%	0.00%	7/19/2017	Approved	Site 12 Pump Station Repair Vandalism Damage to Grounding System
	<b>Total of Project Change Orders</b>		<b>\$1,472,735.92</b>	<b>\$8,570.00</b>						<b>Total</b>	<b>\$ 1,481,305.92</b>
	<b>Original Contract Amount</b>	<b>Revised Contract Amount</b>									
	<b>\$3,865,405.00</b>	<b>5,346,710.92</b>									
			<b>% Change from Original Amount 38.32%</b>								

Approved

\*Board approval required

**CONTRACT INVOICE LOG**

**Contractor:** Haier Plumbing  
301 North Elkton Street, P. O. Box 400  
Okawville, IL 62271

**Project:** SWILCD  
**Construction Package:** BP2C

**Original Contract Amount:** \$281,632.00  
**Change Order #1:** \$3,390.00 Flood Damages  
**Change Order #2:** \$26,670.00 Clay Fill Material Overage  
**Change Order #3:**  
**Total Change Order Amount:** \$30,060.00  
**Total Revised Contract Amount:** **\$311,692.00**

Payment Request No.	Pay Request Date	Pay Request Recommended Approval Date	Total Completed to Date (\$)	Amount Retained (10% to 50%) then (5% to 95%)	Total Earned Less Retained (\$)	Amount Invoiced (\$)	Date Paid by FPD	Estimate to Complete Including Retainage (\$)
1	11/13/2015	11/13/2015	\$184,618.00	\$18,461.80	\$166,156.20	\$166,156.20	<a href="#">11/16/2015</a>	\$118,865.80
2	1/8/2016	1/11/2016	\$281,632.00	\$14,081.60	\$267,550.40	\$101,394.20	<a href="#">1/12/2016</a>	\$44,141.60
3	9/7/2016	9/8/2016	\$311,692.00	\$0.00	\$311,692.00	\$44,141.60	<a href="#">9/15/2016</a>	\$0.00

**CONTRACT INVOICE LOG**

**Contractor:** Keller Construction, Inc.  
22 Illini Drive  
Glen Carbon, IL 62034

**Project:** SWILCD  
**Construction Package:** BP03

<b>Original Contract Amount:</b>	\$ 10,082,345.00	
<b>Change Order 1</b>	\$ 1,000.00	IDOT Permit
<b>Change Order 2</b>	\$ 16,600.00	PZ 39 Relocate
<b>Change Order 3</b>	\$ 11,361.00	Russell Commons Fence R&R
<b>Change Order 4</b>	\$ 2,245.60	Hydro Excavating
<b>Change Order 5</b>	\$ 3,071.25	Additional RW Permits
<b>Change Order 6</b>	\$ 278,694.99	RR3 for Blanket Drains
<b>Change Order 7</b>	\$ 57,436.00	Indian Creek Extra Rip Rap
<b>Change Order 8</b>	\$ (5,820.00)	Credit to Remove Vacuum Testing of Manholes
<b>Change Order 9</b>	\$ 558,086.80	Hawthorne Changes North & South including Ameren
<b>Change Order 10</b>	\$ 477,917.72	Blanket Drain 2 Revisions
<b>Change Order 11</b>	\$ (59.97)	Credit for Blanket Drain 1 Revisions
<b>Change Order 12</b>	\$ 60,362.00	Toe Wall and Handrails Wiers 2, 3, and 4
<b>Change Order 13</b>	\$ 6,825.00	Additional Pollution Coverage UPRR
<b>Change Order 14</b>	\$ 28,950.00	Pilot Hole Drilling
<b>Change Order 15</b>	\$ (9,729.58)	Hawthorne Pipe Changes
<b>Change Order 16</b>	\$ 132,710.00	Russell Commons Buried Waste Part A & B
<b>Change Order 17</b>	\$ 257,694.47	Relief Well Construction Obstructions
<b>Change Order 18</b>	\$ 17,403.75	Tree Mitigation
<b>Change Order 19</b>	\$ 15,620.78	Relief Well 1016 1064 1065 Modifications
<b>Change Order 20</b>	\$ 111,256.88	Relief Well Construction Obstructions
<b>Change Order 21</b>	\$ 108,620.79	Relief Well Construction Obstructions
<b>Change Order 22</b>	\$ 40,618.82	Russell Commons Buried Waste Part A Deduct & Part C
<b>Change Order 23</b>	\$ (35,779.00)	Credit for Delete PZs_Add Bollards
<b>Change Order 24</b>	\$ 103,824.76	Relief Well Construction Obstructions RW 1069-1073 Weir 4 Handrail; Wagon Wheel Bore Shoring, Excavation, and Removal of Abandoned Line;
<b>Change Order 25</b>	\$ 113,188.00	Hawthorne impacted material near Weir 3
<b>Change Order 26</b>	\$ (135,402.86)	Credit Farm Ditch Revision and Random Fill 1
<b>Change Order 27</b>	\$ 493,474.58	Blanket Drain 4 Revisions
<b>Change Order 28</b>	\$ 125,536.21	Relief Well Construction Obstruction RW 1069-1073
<b>Change Order 29</b>	\$ (29,887.27)	Wagon Wheel Bore
<b>Change Order 30</b>	\$ (8,793.84)	Credit Relief Well Floor Drain Elimination/Plugging
<b>Change Order 31</b>	\$ 149,482.00	Hartford Sluice Gate and Manhole Replacement
<b>Change Order 32</b>	\$ 11,268.24	Flood Prevention Efforts June 2015; Russell Commons Park Imported Fill
<b>Change Order 33</b>	\$ (11,273.20)	Blanket Drain 4 End Section Credit
<b>Change Order 34</b>	\$ (138,005.38)	Credit Relief Well Quantity Adjustments
<b>Change Order 35</b>	\$ -	Time Extension for weather/river delay & Hawthorne Manhole
<b>Change Order 36</b>	\$ 12,140.80	Additional Grading Work - Losch Farm
<b>Change Order 37</b>	\$ (7,776.02)	Credit Balancing Quantities Pilot Holes, PZ, 12in CMP
<b>Change Order 38</b>	\$ 88,962.12	Random Fill #2 Ditch; Losch Pond Ditch Imported Clay
<b>Change Order 39</b>	\$ (61,266.50)	Balancing Quantities; HDPE Pipe – 12 Inch; Relief Well - Abandonment
<b>Total Change Order Amount:</b>	\$2,840,558.94	
<b>Total Revised Contract Amount:</b>	<b>\$12,922,903.94</b>	

Payment Request No.	Pay Request Date	Pay Request Recommended Approval Date	Total Completed to Date (\$)	Amount Retained (10% to 50% then 5% to 95%)	Total Earned Less Retainage (\$)	Amount Invoiced (\$)	Date Paid by FPD	Estimate to Complete Including Retainage (\$)
1	2/28/2014	4/15/2014	\$249,000.00	\$24,900.00	\$224,100.00	\$224,100.00	4/22/2014	\$9,858,245.00
2	5/31/2014	6/4/2014	\$250,000.00	\$25,000.00	\$225,000.00	\$900.00	6/19/2014	\$9,858,345.00
3	8/31/2014	9/8/2014	\$376,066.83	\$37,606.68	\$338,460.15	\$113,460.15	9/15/2014	\$9,744,884.85
4	9/30/2014	10/3/2014	\$467,927.21	\$46,792.72	\$421,134.49	\$82,674.34	10/16/2014	\$9,678,810.51
5	10/31/2014	11/11/2014	\$710,218.88	\$71,021.89	\$639,196.99	\$218,062.50	11/18/2014	\$9,477,425.86
6	11/30/2014	12/11/2014	\$1,014,409.54	\$101,440.97	\$912,968.57	\$273,771.58	12/18/2014	\$9,539,785.27
7	12/31/2014	1/15/2015	\$1,365,095.95	\$136,509.61	\$1,228,586.34	\$315,617.77	1/26/2015	\$9,224,167.50
8	1/31/2015	2/6/2015	\$1,684,373.38	\$168,437.36	\$1,515,936.02	\$287,349.68	2/18/2015	\$8,930,997.82
9	2/28/2015	3/6/2015	\$2,291,243.38	\$229,124.37	\$2,062,119.01	\$546,182.99	3/19/2015	\$8,384,814.83
10	3/31/2015	4/10/2015	\$2,960,453.69	\$296,045.42	\$2,664,408.27	\$602,289.26	4/16/2015	\$8,340,612.37
11	4/30/2015	5/10/2015	\$3,387,089.05	\$338,708.97	\$3,048,380.08	\$383,971.81	5/18/2015	\$8,494,860.31
12	5/31/2015	6/11/2015	\$4,044,518.10	\$404,451.87	\$3,640,066.23	\$591,686.15	6/16/2015	\$7,903,174.16
13	6/30/2015	7/9/2015	\$4,748,651.45	\$474,865.21	\$4,273,786.24	\$633,720.01	7/14/2015	\$7,269,454.15
14	7/31/2015	8/11/2015	\$4,975,167.70	\$497,516.83	\$4,477,650.87	\$203,864.63	8/20/2015	\$7,065,589.52
15	8/31/2015	9/11/2015	\$5,669,386.46	\$566,938.72	\$5,102,447.74	\$624,796.87	9/16/2015	\$6,476,567.65
16	9/30/2015	10/9/2015	\$6,896,917.07	\$689,691.78	\$6,207,225.29	\$1,104,777.55	10/21/2015	\$5,752,464.99
17	10/16/2015	10/28/2015	\$7,386,596.95	\$738,659.77	\$6,647,937.18	\$440,711.89	11/3/2015	\$5,456,034.51
18	10/31/2015	11/13/2015	\$8,269,013.54	\$413,450.71	\$7,855,562.83	\$1,207,625.65	11/17/2015	\$4,357,029.65
19	11/15/2015	12/4/2015	\$8,346,301.68	\$417,315.12	\$7,928,986.56	\$73,423.73	12/10/2015	\$4,324,224.74

Payment Request No.	Pay Request Date	Pay Request Recommended Approval Date	Total Completed to Date (\$)	Amount Retained (10% to 50%) then (5% to 95%)	Total Earned Less Retainage (\$)	Amount Invoiced (\$)	Date Paid by FPD	Estimate to Complete Including Retainage (\$)
20	11/30/2015	12/28/2015	\$8,778,734.65	\$489,987.55	\$8,288,747.10	\$359,760.54	<a href="#">12/31/2016</a>	\$3,928,685.20
21	12/31/2015	1/11/2016	\$8,888,544.52	\$498,712.65	\$8,389,831.87	\$101,084.77	<a href="#">1/20/2016</a>	\$3,827,600.43
22	1/31/2016	2/8/2016	\$9,002,576.95	\$508,695.88	\$8,493,881.07	\$104,049.20	<a href="#">2/17/2016</a>	\$3,723,551.23
23	2/29/2016	3/10/2016	\$9,690,470.24	\$502,088.79	\$9,188,381.45	\$694,500.38	<a href="#">3/17/2016</a>	\$3,132,875.61
24	3/31/2016	4/14/2016	\$10,753,362.39	\$554,699.89	\$10,198,662.50	\$1,010,281.05	<a href="#">4/20/2016</a>	\$2,719,390.49
25	4/30/2016	5/12/2016	\$11,194,941.66	\$570,893.11	\$10,624,048.55	\$425,386.05	<a href="#">5/17/2016</a>	\$2,294,004.44
26	5/31/2016	6/10/2016	\$11,448,599.71	\$591,271.28	\$10,857,328.43	\$233,279.88	<a href="#">6/16/2016</a>	\$2,030,837.29
27	6/30/2016	7/7/2016	\$12,210,826.40	\$611,843.66	\$11,598,982.74	\$741,654.31	<a href="#">7/15/2016</a>	\$1,280,389.14
28	7/31/2016	8/2/2016	\$12,293,289.38	\$615,296.07	\$11,677,993.31	\$79,010.57	<a href="#">8/15/2016</a>	\$1,350,855.61
29	8/31/2016	9/9/2016	\$12,602,657.72	\$630,132.87	\$11,972,524.85	\$294,531.54	<a href="#">9/20/2016</a>	\$918,318.69
30	9/30/2016	10/6/2016	\$12,624,277.76	\$631,213.87	\$11,993,063.89	\$20,539.04	<a href="#">10/11/2016</a>	\$909,920.45
31	10/31/2016	11/9/2016	\$12,644,262.82	\$19,191.40	\$12,625,071.42	\$632,007.53	<a href="#">11/16/2016</a>	\$270,136.90
32	1/31/2017	2/1/2017	\$12,674,950.86	\$21,653.16	\$12,653,297.70	\$28,226.28	<a href="#">2/15/2017</a>	\$330,872.74
33	2/28/2017	3/3/2017	\$12,899,373.38	\$31,766.18	\$12,867,607.20	\$214,309.50	<a href="#">3/14/2017</a>	\$116,563.24
34	2/28/2017	3/3/2017	\$12,899,373.38	\$10,911.97	\$12,888,461.41	\$20,854.21	<a href="#">6/14/2017</a>	\$34,442.53
35	6/30/2017	7/7/2017	\$12,905,599.94	\$11,223.30	\$12,894,376.64	\$5,915.23	<a href="#">7/19/2017</a>	\$28,527.30

**TITLE: CONSTRUCTION CHANGE ORDER LOG**

**CLIENT:** Southwestern Illinois Flood Prevention District Council  
**PROJECT:** Bid Package 03

**PROJECT NUMBER:** SIFPDC-BP03

Change Request Number	Description	Change Type (Field, Design, Spec, Other)	Cost to FPD	Cost to Others	As Bid Line Item #	Original Cost of Associated Line Item	% of Original Line Item	% of Original Contract	Date	Status	Comments
1	IDOT Permit	Other	\$1,000.00	\$0.00	3.01	\$ 498,000.00	0.20%	0.01%	5/21/2014	Approved	IDOT Required Permit
2	Piezometer 39 Relocate	Field	\$16,600.00	\$0.00	3.30	\$ 307,224.00	5.40%	0.16%	9/18/2014	Approved	Post bid design change to enable more effective operability
3	Russell Commons Fence Remove and Replace	Field	\$11,361.00	\$0.00	NA	NA	NA	0.11%	10/2/2014	Approved	Remove and replace fence installed by property owner post bid
4	Additional Hydro Excavating	Field	\$2,245.60	\$0.00	3.39	\$ 1,884,009.24	0.12%	0.02%	10/8/2014	Approved	Due to the relocation of RW's 1077 to 1080, added costs for hydro excavation
5	Permits for relief well conversions due to change with IL Public Health Dept	Other	\$3,071.25	\$0.00	3.37	\$ 82,812.00	3.71%	0.03%	10/22/2014	Approved	Permits for relief well conversions due to change with IL Public Health Dept
6*	RR3 Material for Blanket Drains-pending verifying material	Field	\$278,694.99	\$0.00	3.08-3.14	\$ 2,034,478.00	13.70%	2.76%	11/19/2014	Approved	Blanket Drains material change from CA1 to RR3 to improve effectiveness; Change requires Board approval
7*	Indian Creek Rip Rap	Field	\$57,436.00	\$0.00	3.40	\$ 193,713.36	29.65%	0.57%	11/19/2014	Approved	Due to the extreme scour of the banks and creek bed since the time of the original design, in order for the per plan design to be constructed, it is going to require a substantial amount of additional rip rap RR4 to be placed. Board approval required
8	Credit-Remove Vacuum Testing of Manholes	Other	\$ (5,820.00)	\$0.00	3.29	\$ 37,896.00	-15.36%	-0.06%	2/2/2015	Approved	PCN approved to remove the requirements for ASTM C1244 Standard Test Method for Concrete Sewer
9*	Hawthorne Changes North & South including Ameren	Other	\$558,086.80	\$0.00	3.04 3.06 3.07 3.02	\$ 1,884,009.24	29.62%	5.54%	2/18/2015	Approved	Change Description submitted in change order memo for Board approval 2/18/15
10*	Blanket Drain 2 Revisions & RW 1077 to 1080 Changes	Other	\$477,917.72	\$0.00	3.09 3.16 3.23 3.25			4.74%	2/18/2015	Approved	Change Description submitted in change order memo for Board approval 2/18/15; change order pending credit before processing
11	Blanket Drain 1 Revisions	Other	\$ (59,97)	\$0.00	3.08	\$ 15,160.00	-0.40%	0.00%	2/26/2015	Approved	Revised limits of Blanket Drain 1 and change surface aggregate material
12*	Toe Wall and Handrails Wiers 2, 3, and 4	Field	\$ 60,362.00	\$0.00	3.48 3.49 3.50	\$ 381,000.00	15.84%	0.60%	4/15/2015	Approved	Toe wall for additional structural support due to the field conditions and soil types the weirs are being installed in. The toe walls were added to mitigate this potential failure. Handrails were added to the weirs as a result of OSHA regulations and for added maintenance personnel safety during inspections and flood events.
13*	Additional Pollution Coverage UPRR	Other	\$ 6,825.00	\$0.00	3.01	\$ 498,000.00	1.37%	0.07%	8/19/2015	Approved	Additional Pollution Coverage required by Union Pacific Railroad
14*	Pilot Hole Drilling	Other	\$ 28,950.00	\$0.00	3.32	\$ 147,604.20	19.61%	0.29%	8/19/2015	Approved	Actual field conditions may vary and it is recommended by the project geotechnical lead to add to this number for potential field variations. Therefore the anticipated pilot hole increase is for an additional 300 feet. Board approval required
15*	Hawthorne Pipe Changes	Field	\$ (9,729.58)	\$0.00	3.18 3.20 3.23 3.25	\$ 414,895.57	-2.35%	-0.10%	9/16/2015	Approved	Hawthorne Pipe Changes; Board approval required
16*	Russell Commons Buried Waste Part A & B	Field	\$ 132,710.00	\$0.00	NA	NA	NA	1.32%	9/16/2015	Approved	Russell Commons Buried Waste backfill, testing, material handling; Board approval required
17*	Relief Well Construction	Other	\$257,694.47	\$0.00	3.38 3.39	\$ 3,507,071.90	7.35%	2.56%	10/9/2015	Approved	RW Construction Obstruction due to Cobble Layer; Board approval required; 3/18/15 Board approved budget
18*	Tree Mitigation	Other	\$17,403.75	\$0.00	NA	NA	NA	0.17%	10/22/2015	Approved	Tree Replacement Plan for Trees Removed Within the IDOT ROW
19*	Relief Well 1016, 1064, 1065 Modifications	Field	\$15,620.78	\$0.00	3.38 3.39	\$ 3,507,071.90	0.45%	0.15%	10/22/2015	Approved	Relief Well 1016, 1064, 1065 Modifications
20*	Relief Well Construction	Other	\$111,256.88	\$0.00	3.38 3.39	\$ 3,507,071.90	3.17%	1.10%	10/27/2015	Approved	RW Construction Obstruction due to Cobble Layer; Board approval required; 3/18/15 Board approved budget
21*	Relief Well Construction	Other	\$108,620.79	\$0.00	3.38 3.39	\$ 3,507,073.90	3.10%	1.08%	11/13/2015	Approved	RW Construction Obstruction due to Cobble Layer; Board approval required; 3/18/15 Board approved budget



**TITLE: CONSTRUCTION CHANGE ORDER LOG**

**CLIENT:** Southwestern Illinois Flood Prevention District Council  
**PROJECT:** Bid Package 03

**PROJECT NUMBER:** SIFPDC-BP03

Change Request Number	Description	Change Type (Field, Design, Spec, Other)	Cost to FPD	Cost to Others	As Bid Line Item #	Original Cost of Associated Line Item	% of Original Line Item	% of Original Contract	Date	Status	Comments
22*	Russell Commons Buried Waste Part A Deduct & Part C	Field	\$40,618.82	\$0.00	NA	NA	NA	0.40%	11/19/2015	Approved	Russell Commons Buried Waste removal (part of ROM estimate given at the 9/16/15 Board meeting)
23	Delete Duplicate PZ's Per PCN-044 (Credit)	Field	\$ (35,779.00)	\$0.00	3.30 3.31	\$ 506,016.00	-7.07%	-0.35%	12/16/2015	Approved	Credit for deletion of duplicate piezometers
24	Relief Well Construction Obstruction RW 1069-1073	Other	\$ 103,824.76	\$0.00	3.38 3.39	\$ 3,507,073.90	2.96%	1.03%	3/4/2016	Approved	RW Construction Obstruction due to Cobble Layer; Board approval required; 1/20/16 Board approved budget
25*	Weir 4 Handrail; Wagon Wheel Bore Shoring, Excavation, and Removal of Abandoned Line; Hawthorne impacted material near Weir 3	Field	\$ 113,188.00	\$0.00	NA	NA	NA	1.12%	3/16/2016	Approved	Weir 4 Handrail; Wagon Wheel Bore Shoring, Excavation, and Removal of Abandoned Line; Hawthorne impacted material near Weir 3; Contract Time Extended to 9/30/16
26*	Farm Ditch Revision and Random Fill 1	Field	\$ (135,402.86)	\$0.00	3.33	\$ 433,434.89	-31.24%	-1.34%	3/16/2016	Approved	Farm Ditch Revision and Random Fill 1
27*	Blanket Drain 4 revisions	Other	\$ 493,474.58	\$0.00	3.44	\$ 350,747.77	140.69%	4.89%	3/16/2016	Approved	Blanket Drain 4 revisions
28	Relief Well Construction Obstruction RW 1069-1073	Field	\$ 125,536.21	\$0.00	3.38 3.39	\$ 3,507,073.90	3.58%	1.25%	3/31/2016	Approved	RW Construction Obstruction due to Cobble Layer; Board approval required; 1/20/16 Board approved budget
29	Wagon Wheel Road Tunnel	Field	\$ (29,887.27)	\$0.00	3.16 3.24 3.25 3.28	\$ 107,253.77	-27.87%	-0.30%	4/1/2016	Approved	Credit for Wagon Wheel Road Tunnel revisions
30	Credit Relief Well Floor Drain Elimination/Plugging	Field	\$ (8,793.84)	\$0.00	3.38 3.39	\$ 3,507,073.90	-0.25%	-0.09%	6/15/2016	Approved	Credit for deletion of relief well floor drains
31*	Hartford Sluice Gate and Manhole Replacement	Other	\$ 149,482.00	\$0.00	NA	NA	NA	1.48%	7/20/2016	Approved	Hartford Sluice Gate and Manhole Replacement; Board approval required
32*	Flood Prevention Efforts June 2015; Russell Commons Park Imported Fill	Field	\$ 11,268.24	\$0.00	NA	NA	NA	0.11%	7/20/2016	Approved	Flood Prevention Efforts June 2015; Russell Commons Park Imported Fill; Board approval required
33*	Blanket Drain 4 End Section Credit	Field	\$ (11,273.20)	\$0.00	3.11	\$ 94,800.00	-11.89%	-0.11%	7/20/2016	Approved	Blanket Drain 4 End Section Credit
34*	Credit Relief Well Quantity Adjustments	Field	\$ (138,005.38)	\$0.00	3.38 3.39	\$ 3,507,073.90	-3.94%	-1.37%	8/17/2016	Approved	Credit Relief Well Quantity Adjustments
35	Time Extension for weather/river delay & Hawthorne Manhole	Other	\$ -	-\$0.00	NA	NA	NA	0.00%	9/9/2016	Approved	Time Extension to 12/31/16 for weather/river delay & Hawthorne Manhole time extension to 2/28/17
36*	Additional Grading Work - Losch Farm	Field	\$ 12,140.80	\$0.00	NA	NA	NA	0.12%	9/21/2016	Approved	Additional Grading Work - Losch Farm
37	Credit Balancing Quantities Pilot Holes, PZ, 12in CMP	Other	\$ (7,776.02)	\$0.00	NA	NA	NA	-0.08%	10/26/2016	Approved	Credit Balancing Quantities Pilot Holes, PZ, 12in CMP
38	Random Fill #2 Ditch; Losch Pond Ditch Imported Clay	Other	\$ 88,962.12	\$0.00	3.34	\$ 295,589.25	30.10%	0.88%	1/18/2017	Approved	Random Fill #2 Ditch; Losch Pond Ditch Imported Clay
39	Balancing Quantities	Other	\$ (61,266.50)	\$0.00	3.23 3.36	\$ 267,432.00	-22.91%	-0.61%	4/19/2017	Approved	Balancing Quantities; HDPE Pipe - 12 Inch; Relief Well - Abandonment
<b>Total</b>											<b>\$ 2,840,558.94</b>

**Total of Project Change Orders** \$2,840,558.94 **\$0.00**  
**Original Contract Amount** \$10,082,345.00  
**Revised Contract Amount** 12,922,903.94  
**% Change from Original Amount** 28.17%

\*Board approval required

**TITLE: CONSTRUCTION CHANGE ORDER LOG**

**CLIENT:** Southwestern Illinois Flood Prevention District Council  
**PROJECT Bid Package 2C**

**PROJECT NUMBER:** SIFPDC-BP2C

Change Request Number	Description	Change Type (Field, Design, Spec, Other)	Cost to FPD	Cost to Others	As Bid Line Item #	Original Cost of Associated Line Item	% of Original Line Item	% of Original Contract	Date	Status	Comments
1	Flood Damages	Other	\$3,390.00	\$0.00	NA	NA	NA	1.20%	6/7/2016	Approved	December 2015 flood event
2	Clay Fill Material Overage	Field	\$26,670.00	\$0.00	2C.26	\$ 10,800.00	246.94%	9.47%	8/17/2016	Approved	Clay Fill Material Overage; Board approval required
3											
4											
5											
6											
7											
8											
9											
10											
<b>Total of Project Change Orders</b>			<b>\$30,060.00</b>	<b>\$0.00</b>						<b>Total</b>	<b>\$ 30,060.00</b>
<b>Original Contract Amount</b>			<b>\$281,632.00</b>								
<b>Revised Contract Amount</b>			<b>311,692.00</b>								
				<b>% Change from Original Amount</b>							
					<b>10.67%</b>						Approved

\*Board approval required

**CONTRACT INVOICE LOG**

**Contractor:** Haier Plumbing  
301 North Elkton Street, P. O. Box 400  
Okawville, IL 62271

**Project:** SWILCD  
**Construction Package:** BP04

<b>Original Contract Amount:</b>	\$3,190,232.45	
<b>Change Order #1:</b>	\$8,196.30	Flyght Pump & Locking Sewer Lids per MESD
<b>Change Order #2:</b>	\$949.90	Fence Polycarbonate
<b>Change Order #3:</b>	\$10,488.00	Fence Grounding per Ameren
<b>Change Order #4:</b>	\$1,533.00	2 Additional Posts in Concrete per Phillips 66 Request
<b>Change Order #5:</b>	\$2,127.35	Time and material for new fence grounding
<b>Change Order #6:</b>	\$2,402.40	Per MESD Request
<b>Change Order #7:</b>	\$0.00	Contract Time Extension
<b>Change Order #8:</b>	\$1,656.00	2" Well Point SS Pipe
<b>Change Order #9:</b>	\$54,680.20	Site 9 Electrical Changes
<b>Change Order #10:</b>	\$35,602.21	Work Stoppage due to Soil Testing
<b>Change Order #11:</b>	\$80,046.18	Relief Well Construction Obstruction due to Cobble
<b>Change Order #12:</b>	\$0.00	Contract Time Extension to June 30, 2015
<b>Change Order #13:</b>	\$8,981.67	Relief Well 141XB Re-Design
<b>Change Order #14:</b>	\$948.75	Offset Oufall Line of RW 153X
<b>Change Order #15:</b>	\$79,051.00	Clay Cap Benching and Key Volume (3,437 CY)
<b>Change Order #17:</b>	\$2,882,782.25	Pipe Material Change
<b>Change Order #18:</b>	\$13,660.00	Flood Event Emergency Pumping at Site 9
<b>Change Order #19:</b>	-\$29,295.61	Relief Well Quantity Rectification Credit
<b>Change Order #20:</b>	\$23,943.00	CA06 Rock Placement; Clay Cap Blanket and Loss Time
<b>Change Order #21:</b>	\$108,620.00	Clay Cap Bridge; Contract Time Extension to 3/31/17
<b>Change Order #22:</b>	-\$10,656.00	Relief Well Floor Drains and Casing Pipe Supports Credit
<b>Change Order #23:</b>	-\$2,400.00	Credit PZ Abandonments & Time Extension to 7/31/17
<b>Change Order #24:</b>	\$11,235.00	Relief Well Conversions Concrete Seals; Conduit Replacement
<b>Change Order #25:</b>	\$0.00	Contract Time Extension to September 21, 2017 due to high river
<b>Change Order #26:</b>	-\$75,949.65	Credit RCP Balancing Quantities
<b>Total Change Order Amount:</b>	\$3,208,601.95	
<b>Total Revised Contract Amount:</b>	<b>\$6,398,834.40</b>	

Payment Request No.	Pay Request Date	Pay Request Recommended Approval Date	Total Completed to Date (\$)	Amount Retained (10% to 50%) then (5% to 95%)	Total Earned Less Retained (\$)	Amount Invoiced (\$)	Date Paid by FPD	Estimate to Complete Including Retainage (\$)
1	4/11/2014	4/15/2014	\$259,243.33	\$25,924.33	\$233,319.00	\$233,319.00	4/22/2014	\$2,965,109.75
2	6/11/2014	6/12/2014	\$269,731.33	\$26,973.13	\$242,758.20	\$9,439.20	6/19/2014	\$2,967,108.45
3	8/5/2014	8/11/2014	\$325,641.68	\$32,564.17	\$293,077.51	\$50,319.31	8/14/2014	\$2,920,449.49
4	10/1/2014	10/9/2014	\$970,413.05	\$97,041.31	\$873,371.75	\$580,294.24	10/13/2014	\$2,344,213.65
5	11/10/2014	11/11/2014	\$1,576,916.93	\$157,691.69	\$1,419,225.24	\$545,853.40	11/14/2014	\$1,798,360.25
6	12/9/2014	12/11/2014	\$1,805,617.83	\$180,561.78	\$1,625,056.05	\$205,830.31	12/18/2014	\$1,647,210.14
7	1/7/2015	1/13/2015	\$1,981,951.82	\$198,195.18	\$1,783,756.65	\$158,700.59	1/26/2015	\$1,488,508.95
8	1/31/2015	2/6/2015	\$2,353,390.85	\$235,339.09	\$2,118,051.77	\$334,295.13	2/13/2015	\$1,269,862.22
9	2/27/2015	3/9/2015	\$2,402,889.49	\$240,288.95	\$2,162,600.54	\$44,548.77	3/19/2015	\$1,225,313.45
10	3/31/2015	4/10/2015	\$2,512,569.69	\$251,256.97	\$2,261,312.72	\$98,712.18	4/16/2015	\$1,136,531.69
11	4/30/2015	5/12/2015	\$2,599,540.09	\$259,954.01	\$2,339,586.08	\$78,273.36	5/18/2015	\$1,058,258.33
12	6/30/2015	7/7/2015	\$2,608,521.08	\$260,852.12	\$2,347,668.96	\$8,083.50	7/9/2015	\$1,050,175.45
13	9/10/2015	9/14/2015	\$2,815,521.76	\$281,552.18	\$2,533,969.58	\$186,300.00	9/14/2015	\$942,925.83
14	2/5/2016	2/11/2016	\$2,928,221.76	\$292,822.18	\$2,635,399.58	\$101,430.00	2/17/2016	\$3,737,938.08
15	4/30/2016	5/12/2016	\$3,111,701.76	\$301,996.18	\$2,809,705.58	\$174,306.00	5/16/2016	\$3,563,632.08
16	8/2/2016	8/9/2016	\$3,135,644.76	\$160,867.24	\$2,974,777.52	\$165,071.94	8/10/2016	\$3,393,207.53
17	11/4/2016	11/8/2016	\$3,397,154.76	\$174,192.74	\$3,222,962.02	\$248,184.50	11/16/2016	\$3,253,643.03
18	12/2/2016	12/7/2016	\$3,427,154.76	\$177,192.74	\$3,249,962.02	\$27,000.00	12/12/2016	\$3,226,643.03
19	1/6/2017	1/10/2017	\$3,640,688.76	\$195,800.64	\$3,444,888.12	\$194,926.10	1/12/2017	\$3,031,716.93
20	2/3/2017	2/7/2017	\$3,945,234.71	\$206,565.74	\$3,738,668.97	\$293,780.85	2/7/2017	\$2,727,280.08
21	3/5/2017	3/6/2017	\$4,750,460.01	\$246,836.12	\$4,503,623.89	\$764,954.92	3/6/2017	\$1,962,325.16
22	3/31/2017	4/6/2017	\$5,773,126.96	\$300,471.64	\$5,472,655.32	\$969,031.43	4/11/2017	\$1,002,128.73
23	4/28/2017	5/8/2017	\$6,238,928.00	\$314,148.96	\$5,924,779.04	\$452,123.72	5/9/2017	\$550,005.01
24	6/30/2017	7/7/2017	\$6,301,768.00	\$317,290.96	\$5,984,477.04	\$59,698.00	7/11/2017	\$490,307.01
25	9/7/2017	9/8/2017	\$6,388,907.00	\$320,161.41	\$6,068,746.18	\$84,269.14	9/20/2017	\$330,088.22
26	10/6/2017	10/9/2017	\$6,396,449.40	\$319,775.03	\$6,076,674.37	\$7,928.78		\$322,160.03

**TITLE: CONSTRUCTION CHANGE ORDER LOG**

**CLIENT:** Southwestern Illinois Flood Prevention District Council  
**PROJECT:** Bid Package 04

**PROJECT NUMBER:** SIFPDC-BP04

Change Request Number	Description	Change Type (Field, Design, Spec, Other)	Cost to FPD	Cost to Others	As Bid Line Item #	Original Cost of Associated Line Item	% of Original Line Item	% of Original Contract	Date	Status	Comments
1	Flight Pump and Locking Sewer Lids	Other	\$0.00	\$8,196.30	4.27	\$ 222,500.00	3.68%	0.26%	3/11/2014	Approved	To be paid by MESD Levee District
2	PVC Fence Panel Fillers	Field	\$949.90	\$0.00	4.22	\$ 140,360.00	0.68%	0.03%	4/4/2014	Approved	To accommodate field condition
3	Furnish and Install Fence Grounding	Field	\$10,488.00	\$0.00	4.22	\$ 140,360.00	7.47%	0.33%	4/17/2014	Approved	Ameren required fence to be grounded; grounding to be every 200ft with 20ft ground rod
4	2 Additional Posts in Concrete per Phillips 66 Request	Field	\$1,533.00	\$0.00	4.22	\$ 140,360.00	1.09%	0.05%	6/17/2014	Approved	2 Additional posts per P66 request
5	Time and material for new fence grounding	Field	\$2,127.35	\$0.00	4.22	\$ 140,360.00	1.52%	0.07%	7/17/2014	Approved	Change order for additional grounding needed as requested by Phillips 66; Time and material
6	Razor Wire on Fence	Other	\$0.00	\$2,402.40	NA	NA	NA	0.08%	8/20/2014	Approved	Razor wire on fence at pump station per MESD Levee District request; to be paid by MESD Levee District
7	Time Extension Request for Fence Delay and High River	Other	\$0.00	\$0.00	NA	NA	NA	0.00%	8/27/2014	Approved	Contract time extension of 43 working days due to security fence approval delay and high river level days that impeded construction
8	Well Point Stainless Steel Pipe diameter change 1-1/4" to 2"	Field	\$1,656.00	\$0.00	4.16	\$ 878,900.00	0.19%	0.05%	9/15/2014	Approved	Well point stainless steel pipe diameter change from 1-1/4" to 2" to improve operability/constructability.
9*	Site 9 Electrical Changes	Other	\$54,680.20	\$0.00	4.28	\$ 222,500.00	24.58%	1.71%	11/19/2014	Approved	Ameren requires upgrades to the existing pump station at Site 9. Board approval required
10	Work stoppage for impacted soil	Other	\$35,602.21	\$0.00	NA	NA	NA	1.12%	1/8/2015	Approved	Work stopped to perform testing due to encountering hydrocarbon odor
11	RW Construction Obstruction	Field	\$80,046.18	\$0.00	4.16	\$ 878,900.00	9.11%	2.51%	1/15/2015	Approved	RW Construction Obstruction due to Cobble Layer during drilling
12	Contract Time Extension	Other	\$0.00	\$0.00	NA	NA	NA	0.00%	2/10/2015	Approved	Contract time extension to June 30, 2015
13	RW 141XB Re-design	Field	\$8,981.67	\$0.00	4.16	\$ 878,900.00	1.02%	0.28%	2/17/2015	Approved	60-slot RW re-design to 40-slot
14	Off-setting Outfall Line of RW 153X	Field	\$948.75	\$0.00	4.16	\$ 878,900.00	0.11%	0.03%	3/6/2015	Approved	Off-setting Outfall Line of RW 153X
15	Clay Cap Benching and Key Volume (3,437 CY)	Other	\$79,051.00	\$0.00	NA	NA	NA	2.48%	8/24/2015	Approved	Clay Cap Benching and Key Volume (3,437 CY) The Clay quantity for the benching was not included in the original BP04 bid tab
17*	Pipe Material Change	Other	\$2,882,782.25	\$0.00	NA	NA	NA	90.36%	12/3/2015	Approved	Pipe material change to meet the Authorized Level flood event design
18*	Flood Event Emergency Pumping at Site 9	Other	\$13,660.00	\$0.00	NA	NA	NA	0.43%	1/20/2016	Approved	Flood Event Emergency Pumping at Site 9

Change Request Number	Description	Change Type (Field, Design, Spec, Other)	Cost to FPD	Cost to Others	As Bid Line Item #	Original Cost of Associated Line Item	% of Original Line Item	% of Original Contract	Date	Status	Comments
19*	Relief Well Quantity Rectification Credit	Other	-\$29,295.61	\$0.00	4.16	\$ 878,900.00	-3.33%	-0.92%	5/18/2016	Approved	Relief Well Quantity Rectification Credit
20*	CA06 Rock Placement; Clay Cap Blanket and Loss Time	Field	\$23,943.00	\$0.00	NA	NA	NA	0.75%	5/18/2016	Approved	CA06 Rock Placement (\$9,553); Clay Cap Blanket and Loss Time (\$14,390)
21*	Clay Cap Bridge; Contract Time Extension to 3/31/17	Field	\$108,620.00	\$0.00	NA	NA	NA	3.40%	8/17/2016	Approved	Clay Cap Bridge; Contract Time Extension to 3/31/17
22*	Relief Well Floor Drains and Casing Pipe Supports Credit	Field	-\$10,656.00	\$0.00	4.16	\$ 878,900.00	-1.21%	-0.33%	8/18/2016	Approved	Plug 18 Relief Well Floor Drains - \$2,214.00; Elimination of 18 casing pipe supports - (\$12,870.00)
23*	Credit PZ Abandonments & Time Extension to 7/31/17	Field	-\$2,400.00	\$0.00	4.2		#DIV/0!	#DIV/0!	3/15/2017	Approved	Credit PZ Abandonments & Time Extension to 7/31/17
24*	Relief Well Conversions Concrete Seals; Siphon Breaker Conduit Replacement	Field	\$11,235.00	\$0.00	4.16	\$ 878,900.00	1.28%	0.35%	3/15/2017	Approved	Relief Well Conversions Concrete Seals; Siphon Breaker Conduit Replacement
25	Contract Time Extension to September 21, 2017 due to high river	Other	\$0.00	\$0.00	NA	NA	NA	0.00%	6/12/2017	Approved	Contract Time Extension to September 21, 2017 due to high river
26	Credit RCP Balancing Quantities	Field	-\$75,949.65	\$0.00	NA	NA	NA	-2.38%	6/22/2017	Approved	Credit RCP Balancing Quantities
<b>Total of Project Change Orders \$3,198,003.25 \$10,598.70</b>										<b>Total</b>	<b>\$ 3,208,601.95</b>

Original Contract Amount \$3,190,232.45  
Revised Contract Amount 6,398,834.40  
% Change from Original Amount 100.58%

\*Board approval required

**CONTRACT INVOICE LOG**

**Contractor:** Keller Construction, Inc.  
22 Illini Drive  
Glen Carbon, IL 62034

**Project:** SWILCD  
**Construction Package:** BP05

<b>Original Contract Amount:</b>	\$ 8,256,481.84	
<b>Change Order #1:</b>	\$ 19,698.78	Locking Sewer Lids per MESD
<b>Change Order #2:</b>	\$ 2,815.00	Gravity Drain Cleanout
<b>Change Order #3:</b>	\$ 1,224.14	Rip Rap Survey
<b>Change Order #4:</b>	\$ 683.99	Manhole Extension
<b>Change Order #5:</b>	\$ 1,863.75	Additional Permits
<b>Change Order #6:</b>	\$ 103,690.00	5 RW Rehabs
<b>Change Order #7:</b>	\$ 31,680.00	PZ Seal Modification
<b>Change Order #8:</b>	\$ 45,199.00	Install 10" Relief Wells instead of 8"
<b>Change Order #9:</b>	\$ 107,201.00	Relief Well Construction Obstruction
<b>Change Order #10:</b>	\$ (5,095.00)	Credit to Remove Vacuum Testing of Manholes
<b>Change Order #11:</b>	\$ -	Contract Time Extension to September 30, 2015
<b>Change Order #12:</b>	\$ (31,680.00)	Delete - PZ Seal Modifications
<b>Change Order #13:</b>	\$ 9,056.25	Remaining Relief Well Permits
<b>Change Order #14:</b>	\$ 110,334.93	60 Slot Relief Well Redesign
<b>Change Order #15:</b>	\$ 83,011.64	Relief Well Construction Obstruction
<b>Change Order #16:</b>	\$ 3,622.38	PZ 875L Alignment Test and Repair
<b>Change Order #17:</b>	\$ 90,000.00	HDPE to RCP Pipe Change-Early Draw for Materials
<b>Change Order #18:</b>	\$ 5,158,639.93	Pipe Material Change to RCP (less CO17)
<b>Change Order #19:</b>	\$ 310,153.93	Flood Event Emergency Pumping at Pump Stations Site 5 & 10
<b>Change Order #20:</b>	\$ 23,178.10	RW Rehab Clean & Test; PZ 875 L
<b>Change Order #21:</b>	\$ (17,715.53)	Credit MOPAC Gates
<b>Change Order #22:</b>	\$ 3,850.10	RW Floor Drain Plugging & Deletion
<b>Change Order #23:</b>	\$ (207,274.33)	Credit Relief Well Quantity Adjustments
<b>Change Order #24:</b>	\$ (714.50)	Credit Delete Casing Pipe Supports
<b>Change Order #25:</b>	\$ 137,693.68	Clay Cap Keyway Subsurface Conditions
<b>Change Order #26:</b>	\$ (8,525.96)	Balancing Quantities Credit HDPE Pipe – 12 Inch
<b>Change Order #27:</b>	\$ 282,641.15	Clay Cap Topsoil/Imported Soil Modification
<b>Change Order #28:</b>	\$ (90,830.56)	Credit Clay Cap Keyway Subsurface Conditions
<b>Total Change Order Amount:</b>	\$6,164,401.87	
<b>Total Revised Contract Amount:</b>	<b>\$14,420,883.71</b>	

Payment Request No.	Pay Request Date	Pay Request Recommended Approval Date	Total Completed to Date (\$)	Amount Retained (10% to 50%) then (5% to 95%)	Total Earned Less Retained (\$)	Amount Invoiced (\$)	Date Paid by FPD	Estimate to Complete Included Retainage (\$)
1	2/28/2014	3/7/2014	\$266,054.00	\$26,605.40	\$239,448.60	\$239,448.60	3/25/2014	\$8,017,033.24
2	3/31/2014	4/16/2014	\$883,107.43	\$88,310.74	\$794,796.69	\$555,348.09	4/22/2014	\$7,461,685.15
3	4/30/2014	4/16/2014	\$1,462,259.11	\$146,225.91	\$1,316,033.20	\$521,236.51	5/22/2014	\$6,960,147.42
4	5/31/2014	6/10/2014	\$1,627,018.16	\$162,701.82	\$1,464,316.34	\$148,283.15	6/19/2014	\$6,814,679.28
5	6/30/2014	7/14/2014	\$1,750,946.56	\$175,094.66	\$1,575,851.90	\$111,535.56	7/17/2014	\$6,704,367.86
6	8/31/2014	9/9/2014	\$2,052,379.42	\$205,237.94	\$1,847,141.48	\$271,289.57	9/15/2014	\$6,433,762.27
7	9/30/2014	10/9/2014	\$2,442,332.85	\$244,233.29	\$2,198,099.57	\$350,958.09	10/16/2014	\$6,084,667.94
8	10/31/2014	11/13/2014	\$3,002,182.98	\$300,218.31	\$2,701,964.67	\$503,865.11	11/18/2014	\$5,684,492.83
9	11/30/2014	12/12/2014	\$3,506,445.51	\$350,644.57	\$3,155,800.94	\$453,836.27	12/18/2014	\$5,262,336.56
10	12/31/2014	1/15/2015	\$3,740,982.49	\$374,098.27	\$3,366,884.22	\$211,083.28	1/26/2015	\$5,051,253.28
11	1/31/2015	2/6/2015	\$4,088,696.15	\$408,869.64	\$3,679,826.51	\$312,942.29	2/18/2015	\$4,885,615.99
12	2/28/2015	3/9/2015	\$4,251,060.82	\$425,106.10	\$3,825,954.72	\$146,128.21	3/19/2015	\$4,739,487.78
13	3/31/2015	4/10/2015	\$5,082,851.69	\$508,285.19	\$4,574,566.50	\$748,611.78	4/16/2015	\$3,990,876.00
14	4/30/2015	5/12/2015	\$5,497,369.50	\$274,868.49	\$5,222,501.01	\$647,934.51	5/18/2015	\$3,513,664.31
15	5/31/2015	6/10/2015	\$6,007,102.52	\$300,355.14	\$5,706,747.38	\$484,246.37	6/16/2015	\$3,029,417.94
16	6/30/2015	7/7/2015	\$6,065,079.91	\$303,254.01	\$5,761,825.90	\$55,078.52	7/14/2015	\$2,974,339.42
17	7/31/2015	8/3/2015	\$6,123,848.73	\$306,192.45	\$5,817,656.28	\$55,830.38	8/20/2015	\$2,918,509.04
18	8/31/2015	9/11/2015	\$6,134,110.93	\$306,706.56	\$5,827,404.37	\$9,749.09	9/16/2015	\$2,912,383.33
19	9/30/2015	10/8/2015	\$6,162,786.16	\$308,139.32	\$5,854,646.84	\$27,241.47	10/21/2015	\$2,885,140.86
20	10/31/2015	11/13/2015	\$6,186,400.94	\$309,320.06	\$5,877,080.88	\$22,434.04	11/17/2015	\$2,952,706.82
21	11/30/2016	1/8/2016	\$6,186,400.94	\$311,981.05	\$5,874,419.89	(\$2,660.99)	Adjust for Retention-Apply to Req 22	

Payment Request No.	Pay Request Date	Pay Request Recommended Approval Date	Total Completed to Date (\$)	Amount Retained (10% to 50%) then (5% to 95%)	Total Earned Less Retained (\$)	Amount Invoiced (\$)	Date Paid by FPD	Estimate to Complete Included Retainage (\$)
22	12/1/2015	1/8/2016	\$6,212,507.17	\$314,408.19	\$5,898,098.98	\$21,018.10	<a href="#">1/20/2016</a>	\$8,090,328.65
23	1/30/2016	2/5/2016	\$6,588,304.41	\$332,344.71	\$6,255,959.70	\$357,860.72	<a href="#">2/17/2016</a>	\$8,042,621.86
24	2/29/2016	3/8/2016	\$6,598,658.81	\$333,380.15	\$6,265,278.66	\$9,318.96	<a href="#">3/17/2016</a>	\$8,033,302.90
25	3/31/2016	4/4/2016	\$6,697,823.07	\$338,187.33	\$6,359,635.74	\$94,357.08	<a href="#">4/20/2016</a>	\$7,962,123.92
26	4/30/2016	5/11/2016	\$6,744,735.45	\$342,695.08	\$6,402,040.37	\$42,404.63	<a href="#">5/17/2016</a>	\$7,902,003.76
27	5/31/2016	6/10/2016	\$6,749,705.45	\$342,943.58	\$6,406,761.87	\$4,721.50	<a href="#">6/16/2016</a>	\$7,897,282.26
28	7/31/2016	8/2/2016	\$6,762,439.93	\$343,580.30	\$6,418,859.63	\$12,097.76	<a href="#">8/15/2016</a>	\$7,889,034.60
29	8/31/2016	9/9/2016	\$6,805,013.50	\$342,120.96	\$6,462,892.54	\$44,032.91	<a href="#">9/20/2016</a>	\$7,637,727.36
30	9/30/2016	10/6/2016	\$6,918,376.86	\$347,789.14	\$6,570,587.72	\$107,695.18	<a href="#">10/11/2016</a>	\$7,530,032.18
31	10/31/2016	11/9/2016	\$7,426,077.72	\$398,134.94	\$7,027,942.78	\$457,355.06	<a href="#">11/16/2016</a>	\$7,071,962.62
32	11/30/2016	12/5/2016	\$8,356,329.18	\$490,688.02	\$7,865,641.16	\$837,698.38	<a href="#">12/23/2016</a>	\$6,234,264.24
33	12/31/2016	1/5/2017	\$9,064,873.28	\$342,820.60	\$8,722,052.68	\$856,411.52	<a href="#">1/19/2017</a>	\$5,377,852.72
34	1/31/2017	2/3/2017	\$10,476,583.85	\$347,842.61	\$10,128,741.24	\$1,406,688.56	<a href="#">2/15/2017</a>	\$3,971,164.16
35	2/28/2017	3/3/2017	\$11,660,319.35	\$398,802.86	\$11,261,516.49	\$1,132,775.25	<a href="#">3/14/2017</a>	\$2,838,388.91
36	3/31/2017	4/7/2017	\$12,141,797.34	\$422,785.46	\$11,719,011.88	\$457,495.39	<a href="#">4/19/2017</a>	\$2,380,893.52
37	4/30/2017	5/8/2017	\$12,163,132.74	\$423,852.23	\$11,739,280.51	\$20,268.63	<a href="#">5/15/2017</a>	\$2,498,318.57
38	4/30/2017	5/8/2017	\$12,172,337.94	\$317,063.24	\$11,855,274.70	\$115,994.19	<a href="#">6/14/2017</a>	\$2,373,798.42
39	6/30/2017	7/7/2017	\$12,199,186.44	\$317,446.80	\$11,881,739.64	\$26,464.94	<a href="#">7/19/2017</a>	\$2,347,333.48
40	7/31/2017	8/10/2017	\$12,350,346.99	\$332,562.86	\$12,017,784.13	\$136,044.49	<a href="#">8/15/2017</a>	\$2,211,288.99
41	8/31/2017	9/8/2017	\$13,185,346.99	\$151,455.32	\$13,033,891.67	\$1,016,107.54	<a href="#">9/19/2017</a>	\$1,195,181.45
42	9/18/2017	9/18/2017	\$13,858,284.46	\$185,102.19	\$13,673,182.27	\$639,290.60	<a href="#">10/2/2017</a>	\$555,890.85
43	9/30/2017	10/4/2017	\$14,248,879.14	\$204,631.92	\$14,044,247.22	\$371,064.95		\$376,636.49

**TITLE: CONSTRUCTION CHANGE ORDER LOG**

**CLIENT:** Southwestern Illinois Flood Prevention District Council  
**PROJECT:** Bid Package 05

**PROJECT NUMBER:** SIFPDC-BP05

Change Request Number	Description	Change Type (Field, Design, Spec, Other)	Cost to FPD	Cost to Others	As Bid Line Item #	Original Cost of Associated Line Item	% of Original Line Item	% of Original Contract	Date	Status	Comments
1*	Locking Sewer Lids	Other	\$0.00	\$19,698.78	5.18-5.22	\$ 113,685.00	17.33%	0.24%	3/18/2014	Approved	To be paid by MESD Levee District
2	Gravity Drain Cleaning	Field	\$2,815.00	\$0.00	5.29	\$ 67,225.00	4.19%	0.03%	4/16/2014	Approved	Anticipated \$2,815.00 change to accommodate field condition and constructability
3	Rip Rap Survey	Field	\$1,224.14	\$0.00	NA	NA	NA	0.01%	6/18/2014	Approved	Operator and equipment cost for assistance with survey done on rip rap discovered on railroad embankment
4	Manhole JN1601 Extension	Field	\$683.99	\$0.00	5.21	\$ 9,325.00	7.34%	0.01%	7/18/2014	Approved	4ft extension due to BP05 and BP2B grade conflict
5	Permits for relief well conversions due to change with IL Public Health Dept	Other	\$1,863.75	\$0.00	5.26	\$ 211,728.64	0.88%	0.02%	10/30/2014	Approved	Permits for relief well conversions due to change with IL Public Health Dept; Owner will be responsible for all permits and fees
6	Relief Wells Rehabs	Other	\$103,690.00	\$0.00	NA	NA	NA	1.26%	10/30/2014	Approved	Relief well rehabilitations in the plans but were omitted from the bid tab
7*	PZ Seal Modifications	Design	\$31,680.00	\$0.00	5.22	\$ 171,680.00	18.45%	0.38%	11/19/2014	Approved	The new detail extends the concrete seal 4' below ground surface which should provide more stability for the above-grade part of the piezometer.
8	Installation and testing of 10" Relief Wells instead of 8" Wells	Design	\$45,199.00	\$0.00	5.28	\$ 2,156,379.63	2.10%	0.55%	2/2/2015	Approved	Based on site-specific designs performed after pilot hole drilling, ten wells were final-designed with 10" diameter screens and risers to optimize well length and/or meet the USACE entrance velocity standard.
9*	RW Construction Obstruction	Field	\$107,201.00	\$0.00	5.27 5.28	\$ 3,204,234.48	3.35%	1.30%	1/15/2015	Approved	RW Construction Obstruction due to Cobble Layer during drilling; submitted January 21, 2015 for Board approval
10	Credit-Remove Vacuum Testing of Manholes	Other	\$ (5,095.00)	\$0.00	5.18-5.21	\$ 113,685.00	-4.48%	-0.06%	2/2/2015	Approved	PCN approved to remove the requirements for ASTM C1244 Standard Test Method for Concrete Sewer
11	Contract Time Extension	Other	\$0.00	\$0.00	NA	NA	NA	0.00%	2/10/2015	Approved	Contract Time Extension to September 30, 2015
12	Delete - PZ Seal Modifications	Other	\$ (31,680.00)	\$0.00	5.22	\$ 171,680.00	-18.45%	-0.38%	4/16/2015	Approved	Delete piezometer seal modifications
13	Remaining Relief Well Permits	Other	\$9,056.25	\$0.00	NA	NA	NA	0.11%	4/16/2015	Approved	Per spec sec 00 800 par 6.4-Owner will be responsible for all permits and fees
14	60 Slot Relief Well Redesign	Field	\$110,334.93	\$0.00	5.27 5.28	\$ 3,204,234.48	3.44%	1.34%	4/16/2015	Approved	60 Slot Relief Well Redesign



**TITLE: CONSTRUCTION CHANGE ORDER LOG**

**CLIENT:** Southwestern Illinois Flood Prevention District Council  
**PROJECT:** Bid Package 05

**PROJECT NUMBER:** SIFPDC-BP05

Change Request Number	Description	Change Type (Field, Design, Spec, Other)	Cost to FPD	Cost to Others	As Bid Line Item #	Original Cost of Associated Line Item	% of Original Line Item	% of Original Contract	Date	Status	Comments
15	RW Construction Obstruction	Field	\$83,011.64	\$0.00	5.27 5.28	\$ 3,204,234.48	2.59%	1.01%	5/15/2015	Within approved budget	RW Construction Obstruction due to Cobble Layer during drilling; submitted January 21, 2015 for Board approval
16	PZ 875L Alignment Test and Repair	Field	\$3,622.38	\$0.00	NA	NA	NA	0.04%	7/7/2015	Approved	Alignment test and repairs
17	HDPE to RCP Pipe Change-Early Draw	Other	\$90,000.00	\$0.00	NA	NA	NA	1.09%	10/16/2015	Approved	HDPE to RCP Pipe Change; Early draw to order materials
18*	Pipe Material Change	Other	\$5,158,639.93	\$0.00	NA	NA	NA	62.48%	12/16/2015	Approved	HDPE to RCP Pipe Change
19*	Flood Event Emergency Pumping at Pump Stations Site 5 & 10	Other	\$310,153.93	\$0.00	NA	NA	NA	3.76%	1/20/2016	Approved	Flood Event Emergency Pumping at Pump Stations Site 5 & 10
20*	RW Rehab Clean & Test; PZ 875 L	Other	\$23,178.10	\$0.00	5.22 5.23 NA	\$ 181,620.00	0.28%	0.16%	3/18/2016	Approved	RW Rehab Clean & Test; PZ 875 L
21	Credit change Mopac Sluice Gate	Other	-\$17,715.53	\$0.00	5.30 5.32	\$ 157,587.00	-11.24%	-0.21%	3/31/2016	Approved	Credit change Mopac Sluice Gate
22*	RW Floor Drain Plugging & Deletion	Field	\$3,850.10	\$0.00	NA	NA	NA	0.05%	7/20/2016	Approved	RW Floor Drain Plugging & Deletion
23*	Credit Relief Well Quantity Adjustments	Field	-\$207,274.33	\$0.00	5.27 5.28	\$ 3,204,234.48	-6.47%	-2.51%	8/17/2016	Approved	Credit Relief Well Quantity Adjustments
24	Credit Delete Casing Pipe Supports	Other	-\$714.50	\$0.00	5.27 5.28	\$ 3,204,234.48	-0.02%	-0.01%	11/1/2016	Approved	Credit Delete Casing Pipe Supports
25*	Clay Cap Keyway Subsurface Conditions Time Ext to 11/15/17	Field	\$137,693.68	\$0.00	5.08	\$ 1,882,247.68	7.32%	1.67%	4/19/2017	Approved	Clay Cap Keyway Subsurface Conditions; Time Ext to 11/15/17
26	Balancing Quantities Credit HDPE Pipe - 12 Inch	Other	-\$8,525.96	\$0.00	5.12	\$ 244,662.00	-3.48%	-0.10%	6/8/2017	Approved	Balancing Quantities Credit HDPE Pipe - 12 Inch
27	Clay Cap Topsoil/Imported Soil Modification	Other	\$282,641.15	\$0.00	NA	NA	NA	3.42%	9/20/2017	Approved	Clay Cap Topsoil/Imported Soil Modification
28	Credit Clay Cap Keyway Subsurface Conditions	Other	-\$90,830.56	\$0.00	5.08	\$ 1,882,247.68	-4.83%	-1.10%	9/20/2017	Approved	Credit Clay Cap Keyway Subsurface Conditions
<b>Total of Project Change Orders</b>			<b>\$6,144,703.09</b>	<b>\$19,698.78</b>							<b>\$6,164,401.87</b>
Original Contract Amount			<b>\$8,256,481.84</b>	<b>14,420,883.71</b>							
Revised Contract Amount											
				<b>% Change from Original Amount</b>							
											<b>74.66%</b>

\*Board approval required

### CONTRACT INVOICE LOG

**Contractor:** SAK Construction, LLC.  
864 Hoff Road  
O'Fallon, MO 63366

**Project:** SWILCD  
**Construction Package:** BP5A

<b>Original Contract Amount:</b>	\$699,900.00	
<b>Change Order 1</b>	\$0.00	Contract Time Extension to June 12, 2017
<b>Change Order 2</b>	\$0.00	Contract Time Extension to August 14, 2017
<b>Change Order 3</b>	\$0.00	Contract Time Extension to October 5, 2017
<b>Change Order 4</b>	\$0.00	Contract Time Extension to November 30, 2017
<b>Total Change Order Amount:</b>	\$0.00	
<b>Total Revised Contract Amount:</b>	<b>\$699,900.00</b>	

Payment Request No.	Pay Request Date (Period To:)	Pay Request Recommended Approval Date	Total Completed to Date (\$)	Amount Retained (10% to 50%) then (5% to 95%)	Total Earned Less Retained (\$)	Amount Invoiced (\$)	Date Paid by FPD	Estimate to Complete Including Retainage (\$)
1	4/7/2017	4/7/2017	\$42,500.00	\$4,250.00	\$38,250.00	\$38,250.00	4/19/2017	\$661,650.00
2	5/3/2017	5/8/2017	\$200,544.80	\$20,054.48	\$180,490.32	\$142,240.32	5/15/2017	\$519,409.68
3	9/2/2017	9/11/2017	\$218,044.80	\$21,804.48	\$196,240.32	\$15,750.00	9/19/2017	\$503,659.68
4	9/30/2017	10/4/2017	\$691,900.00	\$34,595.00	\$657,305.00	\$461,064.68		\$42,595.00

**TITLE: CONSTRUCTION CHANGE ORDER LOG**

**CLIENT:** Southwestern Illinois Flood Prevention District Council  
**PROJECT/Bid Package 5A**

**PROJECT NUMBER:** SIFPDC-BP05

Change Request Number	Description	Change Type (Field, Design, Spec, Other)	Cost to FPD	Cost to Others	As Bid Line Item #	Original Cost of Associated Line Item	% of Original Line Item	% of Original Contract	Date	Status	Comments
1	Contract Time Extension to 6/12/17	Other	\$0.00	\$0.00	NA	NA	0.00%	0.00%	4/4/2017	Approved	Contract Time Extension to June 12, 2017
2	Contract Time Extension to 8/14/17	Other	\$0.00	\$0.00	NA	NA	0.00%	0.00%	6/5/2017	Approved	Contract Time Extension to August 14, 2017
3	Contract Time Extension to October 5, 2017	Other	\$0.00	\$0.00	NA	NA	0.00%	0.00%	7/28/2017	Approved	Contract Time Extension to October 5, 2017
4	Contract Time Extension to November 30, 2017	Other	\$0.00	\$0.00	NA	NA	0.00%	0.00%	10/3/2017	Approved	Contract Time Extension to November 30, 2017
<b>Total of Project Change Orders</b>			<b>\$0.00</b>	<b>\$0.00</b>							<b>\$0.00</b>
<b>Original Contract Amount</b>			<b>699,900.00</b>	<b>% Change from Original Amount</b>							
<b>Revised Contract Amount</b>			<b>699,900.00</b>	<b>0.00%</b>							

\*Board approval required

**CONTRACT INVOICE LOG**

**Contractor:** The Lane Construction Corporation  
 90 Fieldstone Ct.  
 Cheshire, CT 06410-1212

**Project:** SWILCD 56317001.008.0017  
**Construction Package:** BP06  
**Original Contract Amount:** \$12,857,127.75

<b>Change Order #1:</b>	\$0.00	Spiral Wound Slip Lining
<b>Change Order #2:</b>	\$1,870.00	Bronze Survey Markers
<b>Change Order #3:</b>	\$132,809.60	Red Flint Filter Pack Material
<b>Change Order #4:</b>	\$12,040.40	Air Testing of HDPE Storm Sewer Pipe 12" 18" and 24"
<b>Change Order #5:</b>	\$29,566.29	SaniTite pipe upgrade and air testing on 30"-42" pipe
<b>Change Order #6:</b>	\$26,950.00	Vacuum testing manholes
<b>Change Order #7:</b>	\$205,863.75	Additional Pilot Hole Drilling & Additional Pilot Hole Sampling
<b>Change Order #8:</b>	\$4,210.00	Raise to Grade Piezometer
<b>Change Order #9:</b>	\$9,504.00	Modify Piezometer
<b>Change Order #10:</b>	\$18,339.63	12" Surface Aggregate
<b>Change Order #11:</b>	\$1,282,932.15	Relief Well Quantity Changes
<b>Change Order #12:</b>	\$37,935.66	Various Changes for Board Approval
<b>Change Order #13:</b>	\$43,664.49	Various Changes for Board Approval
<b>Change Order #14:</b>	\$177,854.69	Relief Well Construction Obstruction
<b>Change Order #15:</b>	\$0.00	Contract Time Extension to September 30, 2015
<b>Change Order #16:</b>	\$10,004.04	Concrete Headwall and Flap Gate at RW-200X; HDPE pipe 12 inch added to P-200X; HDPE pipe 12 inch added to 70-C; Manhole – 48 inch deleted JN-70 C; HDPE pipe 12 inch
<b>Change Order #17:</b>	(\$10,106.25)	Credit-Remove Vacuum Testing of Manholes
<b>Change Order #18:</b>	\$63,230.97	60 Slot Relief Well Redesign
<b>Change Order #19:</b>	\$20,923.32	Relief Well Construction Obstruction
<b>Change Order #20:</b>	\$17,910.08	Abandon Existing PZ P37 12" Agg Surface Abandon Existing PZ 239L and install new PZ
<b>Change Order #21:</b>	\$4,562.64	Relief Well Construction Obstruction
<b>Change Order #22:</b>	\$83,071.89	RCP at Pulcher's Driveway and Increase in Relief Well Quantities
<b>Change Order #23:</b>	\$38,213.76	Emergency T&M Work - Flood Event June 2015; Modifications to PDP/FL Piezometers 204L, 537L, and 679L
<b>Change Order #24:</b>	\$14,496.25	Collection Pipe P 145X
<b>Change Order #25:</b>	\$0.00	Contract Time Extension to December 31, 2015
<b>Change Order #26:</b>	\$3,770.53	Right of Way Monuments Resetting @ stations 338+00 and 533+00
<b>Change Order #27:</b>	\$0.00	Contract Time Extension
<b>Change Order #28:</b>	\$123,507.94	Pipeline Repair
<b>Change Order #29:</b>	\$0.00	Contract Time Extension to September 8, 2016
<b>Change Order #30:</b>	\$218,282.42	Remob for RWs; Quantity Adjustments for Berms and Clay Cap
<b>Change Order #31:</b>	\$79,992.22	Pulcher Drainage Improvements
<b>Change Order #32:</b>	-\$72,271.08	Credit Various Work Items Pipe Casing, Pipe Repair, Fernco, Pulcher

**Total Change Order Amount:** \$2,579,129.39  
**Total Revised Contract Amount:** \$15,436,257.14

Payment Request No.	Pay Request Date	Pay Request Recommended Approval Date	Total Completed to Date (\$)	Amount Retained (10% to 50%) then (5% to 95%)	Total Earned Less Retainage	Amount Invoiced (\$)	Date Paid by FPD	Estimate to Complete Including Retainage (\$)
1	12/1/2013	12/9/2013	\$85,500.00	\$8,550.00	\$76,950.00	\$76,950.00	12/20/2013	\$12,780,177.75
2	1/1/2014	2/10/2014	\$302,624.00	\$30,262.40	\$272,361.60	\$195,411.60	2/20/2014	\$12,584,766.15
3	2/3/2014	2/10/2014	\$1,082,723.00	\$108,272.30	\$974,450.70	\$702,089.10	2/20/2014	\$11,882,677.05
4	3/1/2014	3/14/2014	\$1,486,548.00	\$148,654.80	\$1,337,893.20	\$363,442.50	3/25/2014	\$11,519,234.55
5	4/1/2014	4/16/2014	\$2,819,792.90	\$281,979.29	\$2,537,813.61	\$1,199,920.41	4/22/2014	\$10,321,184.14
6	5/1/2014	5/13/2014	\$3,912,098.90	\$391,209.89	\$3,520,889.01	\$983,075.40	5/22/2014	\$9,338,108.74
7	6/1/2014	6/10/2014	\$4,741,611.90	\$474,161.19	\$4,267,450.71	\$746,561.70	6/19/2014	\$8,591,547.04
8	7/1/2014	7/14/2014	\$5,406,637.90	\$540,663.79	\$4,865,974.11	\$598,523.40	7/17/2014	\$8,125,833.24
9	8/1/2014	8/8/2014	\$5,785,001.65	\$578,500.17	\$5,206,501.49	\$340,527.38	8/19/2014	\$8,073,440.31
10	9/3/2014	9/5/2014	\$6,053,869.33	\$605,386.93	\$5,448,482.40	\$241,980.91	9/15/2014	\$7,849,799.02
11	10/1/2014	10/3/2014	\$6,752,179.87	\$675,217.99	\$6,076,961.88	\$628,479.49	10/16/2014	\$8,504,251.69
12	11/1/2014	11/10/2014	\$7,466,202.56	\$746,620.26	\$6,719,582.30	\$642,620.41	11/18/2014	\$7,899,566.94
13	12/1/2014	12/8/2014	\$8,071,969.19	\$807,196.92	\$7,264,772.27	\$545,189.97	12/18/2014	\$7,398,041.46
14	1/1/2015	1/13/2015	\$9,086,036.15	\$454,301.81	\$8,631,734.33	\$1,366,962.07	1/26/2015	\$6,031,079.39
15	2/1/2015	2/6/2015	\$10,631,046.43	\$531,552.32	\$10,099,494.11	\$1,467,759.77	2/18/2015	\$4,741,174.30

Payment Request No.	Pay Request Date	Pay Request Recommended Approval Date	Total Completed to Date (\$)	Amount Retained (10% to 50%) then (5% to 95%)	Total Earned Less Retainage	Amount Invoiced (\$)	Date Paid by FPD	Estimate to Complete Including Retainage (\$)
16	3/1/2015	3/9/2015	\$11,159,175.28	\$557,958.76	\$10,601,216.51	\$501,722.40	<a href="#">3/19/2015</a>	\$4,249,455.94
17	4/1/2015	4/10/2015	\$12,128,575.99	\$606,428.80	\$11,522,147.19	\$920,930.68	<a href="#">4/16/2015</a>	\$3,381,649.98
18	5/1/2015	5/8/2015	\$13,089,041.43	\$654,452.07	\$12,434,589.36	\$912,442.17	<a href="#">5/18/2015</a>	\$2,490,131.13
19	6/1/2015	6/5/2015	\$13,723,208.55	\$686,160.43	\$13,037,048.13	\$602,458.77	<a href="#">6/16/2015</a>	\$1,910,145.08
20	7/1/2015	7/6/2015	\$14,005,443.45	\$700,272.17	\$13,305,171.28	\$268,123.15	<a href="#">7/14/2015</a>	\$1,725,093.82
21	8/1/2015	8/7/2015	\$14,045,434.28	\$702,271.71	\$13,343,162.57	\$37,991.28	<a href="#">8/20/2015</a>	\$1,725,316.29
22	9/1/2015	9/11/2015	\$14,070,459.28	\$703,522.96	\$13,366,936.32	\$23,773.75	<a href="#">9/16/2015</a>	\$1,716,038.79
23	10/1/2015	10/9/2015	\$14,194,301.91	\$654,204.74	\$13,540,097.17	\$173,158.86	<a href="#">10/21/2015</a>	\$1,542,877.94
24	11/1/2015	11/13/2015	\$14,466,220.84	\$667,802.68	\$13,798,418.16	\$258,322.99	<a href="#">11/17/2015</a>	\$1,284,556.95
25	12/1/2015	12/8/2015	\$14,586,512.09	\$673,817.24	\$13,912,694.85	\$114,276.68	<a href="#">12/17/2015</a>	\$1,170,280.26
26	1/1/2016	1/8/2016	\$14,671,739.09	\$678,078.59	\$13,993,660.50	\$80,965.65	<a href="#">1/20/2016</a>	\$1,093,085.14
27	2/1/2016	2/5/2016	\$14,690,989.09	\$679,041.09	\$14,011,948.00	\$18,287.50	<a href="#">2/17/2016</a>	\$1,074,797.64
28	3/31/2016	4/14/2016	\$14,734,532.27	\$420,767.79	\$14,313,764.48	\$301,816.49	<a href="#">4/20/2016</a>	\$772,981.15
29	4/30/2016	5/12/2016	\$14,890,787.97	\$429,290.09	\$14,461,497.88	\$147,733.40	<a href="#">5/17/2016</a>	\$748,755.70
30	5/31/2016	6/10/2016	\$15,014,310.95	\$486,735.97	\$14,527,574.98	\$66,077.10	<a href="#">6/16/2016</a>	\$682,678.60
31	6/30/2016	7/7/2016	\$15,070,725.18	\$371,548.01	\$14,699,177.17	\$171,602.19	<a href="#">7/15/2016</a>	\$511,076.41
32	7/31/2016	8/2/2016	\$15,295,183.00	\$373,143.70	\$14,922,039.30	\$222,862.13	<a href="#">8/15/2016</a>	\$506,496.70
33	8/31/2016	9/9/2016	\$15,319,884.59	\$373,143.70	\$14,946,740.89	\$24,701.59	<a href="#">9/20/2016</a>	\$481,795.11
34	10/31/2016	11/9/2016	\$15,383,878.36	\$373,143.69	\$15,010,734.67	\$63,993.78	<a href="#">11/16/2016</a>	\$497,793.55
35	11/30/2016	12/5/2016	\$15,427,757.16	\$366,735.97	\$15,061,021.19	\$50,286.52	<a href="#">12/23/2016</a>	\$375,235.95
36	1/31/2017	2/2/2017	\$15,436,257.14	\$366,735.97	\$15,069,521.17	\$8,499.98	<a href="#">2/15/2017</a>	\$0.00

\* \$366,735.97 submitted to Monroe County Circuit Court for the lien from MSI; final payment made to Lane Construction

**TITLE: CONSTRUCTION CHANGE ORDER LOG**

**CLIENT:** Southwestern Illinois Flood Prevention District Council  
**PROJECT:** Bid Package 06

**PROJECT NUMBER:** SIFPDC-BP06

Change Request Number	Description	Change Type (Field, Design, Spec, Other)	Cost to FPD	Cost to Others	As Bid Line Item #	Original Cost of Associated Line Item	% of Original Line Item	% of Original Contract	Date	Status	Comments
1	Spiral Wound (Slip-Lining)	Spec	\$0.00	\$0.00	6.20	\$ 1,629,000.00	0.00%	0.00%	2/27/2014	Approved	Specification change to coordinate and be consistent with material and methods used by Corps of Engineers
2	Bronze Survey Markers	Spec	\$1,870.00	\$0.00	6.40	\$ 1,039,884.00	0.18%	0.01%	3/18/2014	Approved	Specification change to make consistent with other bid packages. Comments back from Corps of Engineers on other bid packages but was missed on this bid package.
3	Red Flint Filter Pack	Spec	\$132,809.60	\$0.00	6.39 6.40	\$ 1,806,432.00	7.35%	1.03%	6/20/2014	Approved	Specification change as required by the Corp of Engineers. The change order cost of \$132,809.60 is based on original bid quantities and may increase based on final relief well design. If final quantities result in increase of 10% above original line item, Board approval required
4	Air Testing of HDPE Storm Sewer Pipe 12" 18" and 24"	Spec	\$12,040.40	\$0.00	NA	NA	NA	0.09%	7/17/2014	Approved	Specification change to make consistent with other bid packages.
5*	SaniTite pipe upgrade and air testing on 30"-42" pipe	Spec	\$29,566.29	\$0.00	6.25 6.26 6.27	\$ 149,797.00	19.74%	0.23%	7/17/2014	Approved	Specification change to make consistent with other bid packages. Board approval required
6	Vacuum testing manholes	Spec	\$26,950.00	\$0.00	NA	NA	NA	0.21%	7/17/2014	Approved	Specification change to make consistent with other bid packages. Board approval required
7*	Additional Pilot Hole Drilling & Additional Pilot Hole Sampling	Design	\$205,863.75	\$0.00	6.38	\$ 251,775.00	81.76%	1.60%	7/17/2014	Approved	Design change to accommodate actually quantities. Bid quantities were very preliminary since no pilot holes were drilled at the time and Amec had not received the USACE design template for relief wells. Board approval required
8*	Raise to Grade Piezometer	Field	\$4,210.00	\$0.00	6.45	\$ 21,050.00	20.00%	0.03%	7/17/2014	Approved	PZ 689L to be raised to grade to accommodate field conditions. Board approval required
9	Modify Piezometer	Field	\$9,504.00	\$0.00	6.43	\$ 132,960.00	7.15%	0.07%	7/18/2014	Approved	Modify piezometers seal to provide additional concrete
10	Surface Aggregate	Design	\$18,339.63	\$0.00	NA	NA	NA	0.14%	8/25/2014	Approved	12 inch Aggregate Surface Course, Type A" item for driveways and field access roads. This was not included in the original proposal and was added per detail on sheet CC-C513 and various plan sheets showing the locations.
11*	Relief Well Quantity Change	Design	\$1,282,932.15	\$0.00	6.39 6.40	\$ 1,806,432.00	71.02%	9.98%	9/12/2014	Approved	Additional quantities required due to deeper pilot holes required to achieve necessary penetration. Board approval required.
12*	Additional 50VF of Pilot Hole Drilling; Decrease RW Add Riser 1 EA; Add RW Abandonment 1 EA; PZ 679R Convert to Below Grade Piezometer; T&M 2 Clay Cap Undercut	Field	\$37,935.66	\$0.00	6.09 6.38 6.42 6.46 6.32	\$ 575,290.00	6.59%	0.30%	10/10/2014	Approved	See change order summary presented to Board for review and approval in the October 15, 2014 Board Meeting
13*	Hydraulic structure painting of the 84" bulkhead; T&M 3 Clay Cap Undercut; Modify PZ Raise to Grade to PZ Raise to Grade Special	Field	\$43,664.49	\$0.00				0.34%	11/19/2014	Approved	Board approval required
14*	RW Construction Obstruction	Field	\$177,854.69	\$0.00	6.39 6.40	\$ 1,806,432.00	9.85%	1.38%	1/21/2015	Approved	RW Construction Obstruction due to Cobble Layer during drilling. Board approval required.
15	Contract Time Extension	Other	\$0.00	\$0.00	NA	NA	NA	0.00%	2/10/2015	Approved	Contract Time Extension to September 30, 2015

**TITLE: CONSTRUCTION CHANGE ORDER LOG**

**CLIENT:** Southwestern Illinois Flood Prevention District Council  
**PROJECT:** Bid Package 06

**PROJECT NUMBER:** SIFPDC-BP06

Change Request Number	Description	Change Type (Field, Design, Spec, Other)	Cost to FPD	Cost to Others	As Bid Line Item #	Original Cost of Associated Line Item	% of Original Line Item	% of Original Contract	Date	Status	Comments
16*	Concrete Headwall and Flap Gate at RW-200X; HDPE pipe 12 inch added to P-200X; HDPE pipe 12 inch added to 70-C; Manhole – 48 inch deleted JN-70 C; HDPE pipe 12 inch deleted P-S516 for 70C.	Field	\$10,004.04	\$0.00	6.39 6.40	\$ 1,806,432.00	0.55%	0.08%	2/12/2015	Approved	Change Description submitted in change order memo for Board approval 2/18/15
17	Credit-Remove Vacuum Testing of Manholes		\$ (10,106.25)	\$0.00	NA	NA	NA	-0.08%	3/4/2015	Approved	PCN approved to remove the requirements for ASTM C1244 Standard Test Method for Concrete Sewer
18*	60 Slot Relief Well Redesign	Field	\$63,230.97	\$0.00	6.40	\$ 1,039,884.00	6.08%	0.49%	3/18/2015	Approved	60-slot RW re-design to 40-slot; Board approval required
19	RW Construction Obstruction	Field	\$20,923.32	\$0.00	6.39 6.40	\$ 1,806,432.00	1.16%	0.16%	5/8/2015	Approved	RW Construction Obstruction due to Cobble Layer during drilling. To be processed under budget Board approved 1/21/15
20*	Abandon Existing PZ P37 12" Agg Surface Abandon Existing PZ 239L and install new PZ	Field	\$17,910.08	\$0.00	6.04 6.43 6.44	\$ 554,700.00	3.23%	0.14%	5/15/2015	Approved	Changes proposed to accommodate field conditions. Board approval required.
21	RW Construction Obstruction	Field	\$4,562.64	\$0.00	6.39 6.40	\$ 1,806,432.00	0.25%	0.04%	5/29/2015	Approved	RW Construction Obstruction due to Cobble Layer during drilling. To be processed under budget Board approved 1/21/15
22*	RCP at Pulcher's Driveway Increase in Relief Well Quantities	Field	\$83,071.89	\$0.00	6.39 6.40	\$ 1,806,432.00	4.60%	0.65%	6/17/2015	Approved	RCP at Pulcher's Driveway Increase in Relief Well Quantities Board approval required
23*	Emergency T&M Work - Flood Event June 2015; Modifications to PDP/FL Piezometers 204L, 537L, and 679L	Field	\$38,213.76	\$0.00	NA	NA	NA	0.30%	7/15/2015	Approved	Emergency T&M Work - Flood Event June 2015; Modifications to PDP/FL Piezometers 204L, 537L, and 679L
24*	Collection Pipe P 145X	Field	\$14,496.25	\$0.00	NA	NA	NA	0.11%	8/19/2015	Approved	Extra work to accommodate field conditions related to Collection Pipe P 145X; Board approval required
25	Contract Time Extension	Other	\$0.00	\$0.00	NA	NA	NA	0.00%	2/10/2015	Approved	Substantial Completion by December 31, 2015(excludes permanent seeding); Final Completion April 14, 2016
26	Right of Way Monuments Resetting @ stations 338+00 and 533+00	Field	\$3,770.53	\$0.00	NA	NA	NA	0.03%	12/16/2015	Approved	Right of Way Monuments Resetting @ stations 338+00 and 533+00
27*	Contract Time Extension	Other	\$0.00	\$0.00	NA	NA	NA	0.00%	5/6/2016	Approved	94 additional working days to be added to the contract time due to weather/river delays. New contract dates to be 7/26/16 substantial and 8/26/16 final.
28*	Pipeline Repair	Field	\$123,507.94	\$0.00	NA	NA	NA	0.96%	3/18/2016	Approved	Village of East Carondelet Pipeline Repair; approved in March Board meeting. (This change order includes \$29,950 approved by Board in Sept. 2015 and \$93,557.94 approved by Board in March 2016.)
29	Contract Time Extension	Other	\$0.00	\$0.00	NA	NA	NA	0.00%	7/5/2016	Approved	7 additional working days to be added to the contract time due to weather/river delays. New contract final completion date to become 9/8/16.

**TITLE: CONSTRUCTION CHANGE ORDER LOG**

**CLIENT:** Southwestern Illinois Flood Prevention District Council  
**PROJECT:** Bid Package 06

**PROJECT NUMBER:** SIFPDC-BP06

Change Request Number	Description	Change Type (Field, Design, Spec, Other)	Cost to FPD	Cost to Others	As Bid Line Item #	Original Cost of Associated Line Item	% of Original Line Item	% of Original Contract	Date	Status	Comments
30*	Remobilization Charge for RW 70A, 70B, and 70C; Quantity rectification for Seepage Berms and Clay Caps	Other	\$218,282.42	\$0.00	NA	NA	NA	1.70%	7/20/2016	Approved	Remobilization Charge for RW 70A, 70B, and 70C; Quantity rectification for Seepage Berms and Clay Caps ; Board approval required.
31*	Pulcher Drainage Improvements	Field	\$79,992.22	\$0.00	NA	NA	NA	0.62%	9/30/2016	Approved	Pulcher Drainage Improvements approved by Board May 18, 2016
32	Credit Various Work Items	Other	-\$72,271.08	\$0.00	NA	NA	NA	-0.56%	11/16/2016	Approved	Credit Various Work Items Pipe Casing, Pipe Repair, Fernco, Pulcher
<b>Total</b>			<b>\$2,579,129.39</b>	<b>\$0.00</b>						<b>Total</b>	<b>\$ 2,579,129.39</b>
<b>Original Contract Amount</b>			<b>\$12,857,127.75</b>								
<b>Revised Contract Amount</b>			<b>\$15,436,257.14</b>	<b>20.06%</b>							

\*Board approval required



**CONTRACT INVOICE LOG**

**Contractor:** Kamadulski Excavating & Grading Co., Inc.  
4336 State Route 162  
Granite City, IL 62040

**Project:** SWILCD 56317001.010.001  
**Construction Package:** BP7A  
**Original Contract Amount:** \$3,076,208.70  
**Change Order #1:** \$13,850.00 Boat Access Ramp  
**Change Order #2:** \$108,897.50 Utility Conflicts  
**Change Order #3:** \$98,660.80 Excavation Levee Slope and Crown Quantity Adjustment  
**Change Order #4:** \$66,693.00 Slurry Wall Quantity Settlement  
**Change Order #5:** \$0.00 Contract Time Extension to June 26, 2015  
**Change Order #6:** \$7,500.00 Site demolition and restoration as required by City of Alton  
**Change Order #7:** \$3,540.25 Clay Cap Volume Change  
**Total Change Order Amount:** \$299,141.55  
**Total Revised Contract Amount:** \$3,375,350.25

Payment Request No.	Pay Request Date	Pay Request Recommended Approval Date	Total Completed to Date (\$)	Amount Retained (10% to 50%) then (5% to 95%)	Total Earned Less Retainage	Amount Invoiced (\$)	Date Paid by FPD	Estimate to Complete Including Retainage (\$)
1	10/31/2014	11/3/2014	\$886,675.70	\$88,667.57	\$798,008.13	\$798,008.13	<a href="#">11/18/2014</a>	\$2,292,050.57
2	11/30/2014	12/8/2014	\$1,824,863.95	\$182,486.40	\$1,642,377.55	\$844,369.42	<a href="#">12/18/2014</a>	\$1,556,578.65
3	12/31/2015	1/9/2015	\$2,520,707.13	\$126,035.37	\$2,394,671.76	\$752,294.21	<a href="#">1/26/2015</a>	\$902,945.24
4	2/28/2015	3/10/2015	\$2,587,400.13	\$129,370.02	\$2,458,030.11	\$63,358.35	<a href="#">3/19/2015</a>	\$906,279.89
5	3/31/2015	4/10/2015	\$2,727,400.13	\$136,370.02	\$2,591,030.11	\$133,000.00	<a href="#">4/16/2015</a>	\$773,279.89
6	5/4/2015	5/10/2015	\$3,278,416.10	\$163,920.82	\$3,114,495.28	\$523,465.17	<a href="#">5/18/2015</a>	\$249,814.72
7	6/5/2015	6/12/2015	\$3,371,810.00	\$67,436.20	\$3,304,373.80	\$189,878.52	<a href="#">6/16/2015</a>	\$67,436.20
7	7/8/2015	7/8/2015	\$3,375,350.25	\$0.00	\$3,375,350.25	\$70,976.45	<a href="#">7/14/2015</a>	\$0.00



## CONTRACT INVOICE LOG

**Contractor:** TREVIICOS South  
 38 Third Ave. 3rd Floor  
 Boston National Historic Park  
 Charlestown, MA 02129

**Project:** SWILCD  
**Construction Package:** BP7B (Re-Bid)

**Original Contract Amount:** \$13,991,000.00  
**Change Order #1:** \$0.00 Contract Time Extension  
**Change Order #2:** \$150,900.00 Verification Coring and Extra Rock  
**Change Order #3:** \$81,471.82 Panel 78 Bite P2 Replacement  
**Change Order #4:** \$35,123.82 Slurry Cutoff Wall Overage  
**Change Order #5:** \$125,189.36 Bike Trail Revisions  
**Change Order #6:** \$428,578.26 Flood Event Damage Dec 2015 and Jan 2016  
**Change Order #7:** \$148,674.63 Relief Well Drilling Alternate Solution; Time extension to 9/29/17  
**Total Change Order Amount:** \$969,937.89  
**Total Revised Contract Amount:** \$14,960,937.89

Payment Request No.	Pay Request Date (Period To:)	Pay Request Recommended Approval Date	Total Completed to Date (\$)	Amount Retained (10% to 50%) then (5% to 95%)	Total Earned Less Retained (\$)	Amount Invoiced (\$)	Date Paid by FPD	Estimate to Complete Including Retainage (\$)
1	6/30/2015	7/16/2015	\$350,000.00	\$35,000.00	\$315,000.00	\$315,000.00	<a href="#">7/20/2015</a>	\$13,676,000.00
2	7/31/2015	8/12/2015	\$616,339.20	\$61,633.92	\$554,705.28	\$239,705.28	<a href="#">8/20/2015</a>	\$13,436,294.72
3	8/31/2015	9/11/2015	\$1,561,850.70	\$156,185.07	\$1,405,665.63	\$850,960.35	<a href="#">9/16/2015</a>	\$12,585,334.37
4	9/30/2015	10/13/2015	\$3,045,825.87	\$304,582.59	\$2,741,243.28	\$1,335,577.65	<a href="#">10/21/2015</a>	\$11,249,756.72
5	10/31/2015	11/13/2015	\$3,666,233.98	\$366,623.40	\$3,299,610.58	\$558,367.30	<a href="#">11/17/2015</a>	\$10,691,389.42
6	11/30/2015	12/4/2015	\$3,861,733.98	\$386,173.40	\$3,475,560.58	\$175,950.00	<a href="#">12/17/2015</a>	\$10,515,439.42
7	12/31/2015	1/8/2016	\$4,822,985.68	\$482,298.57	\$4,340,687.11	\$865,126.53	<a href="#">1/20/2016</a>	\$9,650,312.89
8	1/31/2016	2/8/2016	\$6,161,020.23	\$616,102.02	\$5,544,918.21	\$1,204,231.10	<a href="#">2/17/2016</a>	\$8,446,081.79
9	2/29/2016	3/9/2016	\$8,353,561.13	\$766,225.51	\$7,587,335.62	\$2,042,417.41	<a href="#">3/17/2016</a>	\$6,403,664.38
10	3/31/2016	4/12/2016	\$11,312,150.77	\$914,155.00	\$10,397,995.77	\$2,810,660.15	<a href="#">4/20/2016</a>	\$3,593,004.23
11	4/30/2016	5/12/2016	\$12,233,884.46	\$960,241.68	\$11,273,642.78	\$875,641.01	<a href="#">5/17/2016</a>	\$2,984,858.86
12	5/31/2016	6/10/2016	\$12,667,851.08	\$981,940.01	\$11,685,911.07	\$412,268.28	<a href="#">6/16/2016</a>	\$2,572,590.58
13	6/30/2016	7/6/2016	\$13,147,536.91	\$657,376.85	\$12,490,160.07	\$804,249.00	<a href="#">7/15/2016</a>	\$1,893,530.94
14	7/31/2016	8/3/2016	\$13,901,247.73	\$695,062.39	\$13,206,185.34	\$716,025.28	<a href="#">8/15/2016</a>	\$1,606,083.92
15	8/31/2016	8/31/2016	\$14,200,035.60	\$46,578.61	\$14,153,456.99	\$947,271.65	<a href="#">9/20/2016</a>	\$658,812.27
16	9/30/2016	10/6/2016	\$14,297,251.87	\$9,939.42	\$14,287,312.45	\$133,855.46	<a href="#">10/11/2016</a>	\$524,956.81
17	10/31/2016	11/10/2016	\$14,307,743.77	\$10,464.02	\$14,297,279.75	\$9,967.31	<a href="#">11/16/2016</a>	\$514,989.50
18	5/31/2017	6/9/2017	\$14,382,035.77	\$14,178.62	\$14,367,857.15	\$70,577.40	<a href="#">6/14/2017</a>	\$444,412.10
19	9/30/2017	10/9/2017	\$14,852,211.93	\$15,126.85	\$14,837,085.08	\$469,227.93		\$123,858.80





Memo to: Board of Directors  
From: Chuck Ewert  
Subject: Budget and Disbursement Report for September 2017  
Date: October 16, 2017

Current Budget Highlights

Attached is the financial statement for September 2017 prepared by our fiscal agent, CliftonLarsonAllen. The report includes an accounting of revenues and expenditures for the month ending September 30, 2017, as compared to our fiscal year budget.

Accrued expenditures for the current fiscal year beginning on October 1, 2016 are \$37,122,505 while revenues amounted to \$12,464,273 resulting in a deficit of \$24,658,232. A total of \$29,192,280 is held by the counties in their respective FPD sales tax funds and is available for the Council's use on the project.

Monthly sales tax receipts of \$973,275 for July 2017 (the latest month reported by the Illinois Department of Revenue) were up 4.29% from last year. This is the highest amount ever collected in July and is the ninth month in a row with the highest receipts collected for that particular month. Receipts are up 4.01% from last year, which was our highest year.

Monthly Disbursements

Attached is the list of bank transactions for September 2017. Total disbursements for the month were \$5,294,306.63. The largest payments were to the Corps of Engineers, Keller Construction for BP #5, Haier Plumbing for BP #4, and Amec Foster Wheeler.

Recommendation:

Accept the budget report and disbursements for September 2017.





**SOUTHWESTERN ILLINOIS FLOOD PREVENTION  
DISTRICT COUNCIL**

**GENERAL FUND  
STATEMENT OF REVENUES AND EXPENDITURES – BUDGET AND ACTUAL**

**TWELVE MONTHS ENDED SEPTEMBER 30, 2017 AND 2016**







**CliftonLarsonAllen**

CliftonLarsonAllen LLP  
www.cliftonlarsonallen.com

Board Members  
Southwestern Illinois Flood Prevention District Council  
Collinsville, Illinois

Management is responsible for the accompanying General Fund Statement of Revenues and Expenditures of Southwestern Illinois Flood Prevention District Council (the "Council") for the twelve months ended September 30, 2017 and 2016, in accordance with accounting principles generally accepted in the United States of America. We have performed compilation engagements in accordance with Statements on Standards for Accounting and Review services promulgated by the Accounting and Review Services Committee of the American Institute of certified Public Accountants. We did not audit or review the financial statements nor were we required to perform any procedures to verify the accuracy or completeness of information provided by management. Accordingly, we do not express an opinion a conclusion, nor provide any form of assurances on these financial statements.

Management has omitted the management discussion and analysis. Such missing information, although not a part of the basic financial statements, is required by the Governmental Accounting Standards Board, who considers it to be an essential part of financial reporting for placing the basic financial statements in an appropriate operational, economic, or historical context.

Management has not presented government-wide financial statements to display the financial position and changes in financial position of its governmental activity. Accounting principles generally accepted in the United States of America require the presentation of government-wide financial statements. The change in fund balance for the Council's governmental activity is not reasonably determinable.

Management has not presented a balance sheet for the general fund. Accounting principles generally accepted in the United States of America require the presentation of a balance sheet for each fund contained in the financial statements. The amounts that would be reported in a balance sheet of the general fund for the Council are not reasonably determinable.

Management has not presented a change in fund balance on the Statement of Revenues and Expenditures – Budget and Actual. Accounting principles generally accepted in the United States of America require the Statement of Revenues, Expenditures and Changes in Fund Balance include a presentation of changes in fund balance. The amounts that would be reported in government-wide financial statements for the Council's governmental activity is not reasonably determinable.

Management has also elected to omit substantially all of the disclosures required by generally accepted accounting principles. If the omitted disclosures were included with the financial statements, they might influence the user's conclusions about the Council's results of operations. Accordingly, these financial statements are not designed for those who are not informed about such matters.

The accompanying original and final budget amounts presented on the General Fund Statement of Revenues and Expenditures – Budget and Actual presented for the year ending September 30, 2017 and 2016, have not been compiled or examined by us, and, accordingly, we do not express an opinion or any other form of assurance on them.

We are not independent with respect to Southwestern Illinois Flood Prevention District Council.

A handwritten signature in black ink that reads "Clifton Larson Allen LLP". The signature is written in a cursive, flowing style.

CliftonLarsonAllen LLP

St. Louis, Missouri  
October 11, 2017

**SOUTHWESTERN ILLINOIS FLOOD PREVENTION DISTRICT COUNCIL  
GENERAL FUND  
STATEMENT OF REVENUES AND EXPENDITURES - BUDGET AND ACTUAL  
TWELVE MONTHS ENDED SEPTEMBER 30, 2017 (Actual)  
FISCAL YEAR ENDING SEPTEMBER 30, 2017 (Budget)**

	BUDGET		ACTUAL	VARIANCE WITH
	ORIGINAL	FINAL		FINAL BUDGET
				POSITIVE (NEGATIVE)
<b>REVENUES</b>				
Sales Tax Proceeds From Districts	\$ 11,750,000	\$ 11,750,000	\$ 11,771,886	\$ (21,886)
Interest Income	640,000	640,000	692,386	(52,386)
Other Contributions	-	-	-	-
Total Revenues	<u>12,390,000</u>	<u>12,390,000</u>	<u>12,464,273</u>	<u>(74,273)</u>
<b>EXPENDITURES</b>				
Current				
Design and Construction				
Engineering Design & Construction Management	9,197,055	9,197,055	4,333,349	4,863,706
Construction	22,840,515	22,840,515	13,640,061	9,200,454
Construction and design by US ACE	5,760,115	5,760,115	7,152,000	(1,391,885)
Total Design and Construction	<u>37,797,685</u>	<u>37,797,685</u>	<u>25,125,410</u>	<u>12,672,275</u>
Professional Services				
Legal & Legislative Consulting	458,500	458,500	282,819	175,681
Diversity Program Manager	25,000	25,000	-	25,000
Financial Advisor	65,000	65,000	15,520	49,480
Bond Underwriter/Conduit Issuer	12,000	12,000	9,588	2,412
Total Professional Services	<u>560,500</u>	<u>560,500</u>	<u>307,927</u>	<u>252,574</u>
Refund of Surplus Funds to County FPD Accounts				
Madison County	1,911,400	1,911,400	741,819	1,169,581
Monroe County	202,080	202,080	76,732	125,348
St. Clair County	1,886,520	1,886,520	731,121	1,155,399
Total Refund of Surplus Funds to County	<u>4,000,000</u>	<u>4,000,000</u>	<u>1,549,672</u>	<u>2,450,328</u>
Debt Service				
Principal and Interest	10,725,020	10,725,020	10,725,020	(0)
Federal Interest Subsidy	(848,250)	(848,250)	(847,340)	(910)
Total Debt Service	<u>9,876,770</u>	<u>9,876,770</u>	<u>9,877,680</u>	<u>(910)</u>
Total Operating Expenses	<u>52,234,955</u>	<u>52,234,955</u>	<u>36,860,688</u>	<u>15,374,267</u>
General and Administrative Costs				
Salaries, Benefits	203,000	203,000	204,955	(1,955)
Bank Service Charges	1,500	1,500	1,035	466
Conference Registration	350	350	307	43
Equipment and Software	2,000	2,000	-	2,000
Fiscal Agency Services	30,000	30,000	29,050	950
Audit Services	15,500	15,500	15,500	-
Meeting Expenses	1,000	1,000	638	362
Postage/Delivery	400	400	873	(473)
Printing/Photocopies	3,500	3,500	2,630	870
Professional Services	10,000	10,000	-	10,000
Publications/Subscriptions	250	250	-	250
Supplies	3,300	3,300	2,621	679
Telecommunications/Internet	3,000	3,000	2,969	31
Travel	5,000	5,000	754	4,246
Insurance	1,000	1,000	485	515
Total General & Administrative Costs	<u>279,800</u>	<u>279,800</u>	<u>261,817</u>	<u>17,983</u>
Total Expenditures	<u>52,514,755</u>	<u>52,514,755</u>	<u>37,122,505</u>	<u>15,392,250</u>
EXCESS (DEFICIENCY) OF REVENUES OVER EXPENDITURES	(40,124,755)	(40,124,755)	(24,658,232)	15,466,523
OTHER FINANCING SOURCES				
Proceeds From Borrowing	-	-	-	-
NET CHANGE IN FUND BALANCE	<u>\$ (40,124,755)</u>	<u>\$ (40,124,755)</u>	<u>\$ (24,658,232)</u>	<u>\$ 15,466,523</u>

**SOUTHWESTERN ILLINOIS FLOOD PREVENTION DISTRICT COUNCIL  
GENERAL FUND  
STATEMENT OF REVENUES AND EXPENDITURES - BUDGET AND ACTUAL  
TWELVE MONTHS ENDED SEPTEMBER 30, 2016 (Actual)  
FISCAL YEAR ENDING SEPTEMBER 30, 2016 (Budget)**

	BUDGET		ACTUAL	VARIANCE WITH FINAL BUDGET POSITIVE (NEGATIVE)
	ORIGINAL	FINAL		
<b>REVENUES</b>				
Sales Tax Proceeds From Districts	\$ 11,500,000	\$ 11,500,000	\$ 11,529,755	\$ (29,755)
Interest Income	75,000	75,000	595,947	(520,947)
Other Contributions	-	-	5	(5)
Total Revenues	<u>11,575,000</u>	<u>11,575,000</u>	<u>12,125,707</u>	<u>(550,707)</u>
<b>EXPENDITURES</b>				
Current				
Design and Construction				
Engineering Design & Construction Management	13,939,900	14,933,787	4,999,805	9,933,982
Construction	26,597,316	44,674,432	24,396,727	20,277,705
Construction and design by US ACE	<u>2,739,245</u>	<u>2,739,245</u>	<u>2,439,618</u>	<u>299,627</u>
Total Design and Construction	43,276,461	62,347,464	31,836,150	30,511,314
Professional Services				
Legal & Legislative Consulting	391,000	391,000	424,845	(33,845)
Diversity Program Manager	25,130	25,130	16,155	8,975
Financial Advisor	83,200	83,200	95,549	(12,349)
Bond Underwriter/Conduit Issuer	<u>10,000</u>	<u>10,000</u>	<u>12,351</u>	<u>(2,351)</u>
Total Professional Services	509,330	509,330	548,900	(39,570)
Refund of Surplus Funds to County FPD Accounts				
Madison County	1,911,400	1,911,400	1,597,538	313,862
Monroe County	202,080	202,080	168,498	33,582
St. Clair County	<u>1,886,520</u>	<u>1,886,520</u>	<u>1,589,585</u>	<u>296,935</u>
Total Refund of Surplus Funds to County	4,000,000	4,000,000	3,355,621	644,379
Debt Service				
Principal and Interest	7,103,089	7,103,089	9,483,278	(2,380,189)
Federal Interest Subsidy	<u>(843,700)</u>	<u>(843,700)</u>	<u>(848,250)</u>	<u>4,550</u>
Total Debt Service	6,259,389	6,259,389	8,635,028	(2,375,639)
Total Operating Expenses	54,045,180	73,116,183	44,375,699	28,740,484
General and Administrative Costs				
Salaries, Benefits	196,500	196,500	194,666	1,834
Bank Service Charges	1,500	1,500	1,348	152
Conference Registration	350	350	358	(8)
Equipment and Software	2,000	2,000	433	1,567
Fiscal Agency Services	29,000	29,000	28,400	600
Audit Services	15,000	15,000	15,000	-
Meeting Expenses	1,000	1,000	197	803
Postage/Delivery	400	400	433	(33)
Printing/Photocopies	2,500	2,500	3,442	(942)
Professional Services	10,000	10,000	257	9,743
Publications/Subscriptions	250	250	118	132
Supplies	3,000	3,000	2,993	7
Telecommunications/Internet	3,000	3,000	2,978	22
Travel	5,000	5,000	708	4,292
Insurance	<u>1,000</u>	<u>1,000</u>	<u>942</u>	<u>58</u>
Total General & Administrative Costs	270,500	270,500	252,273	18,227
Total Expenditures	54,315,680	73,386,683	44,627,972	28,758,711
<b>EXCESS (DEFICIENCY) OF REVENUES OVER EXPENDITURES</b>				
	(42,740,680)	(61,811,683)	(32,502,265)	29,309,418
<b>OTHER FINANCING SOURCES</b>				
Proceeds From Borrowing	65,000,000	77,545,236	83,835,000	(6,289,764)
<b>NET CHANGE IN FUND BALANCE</b>	<u>\$ 22,259,320</u>	<u>\$ 15,733,553</u>	<u>\$ 51,332,735</u>	<u>\$ 35,599,182</u>

# Flood Prevention District Sales Tax Trends 2009-2017

2009												County Share		
	Jan	Feb	March	April	May	June	July	August	Sept	October	November	December	Total	
Madison	\$321,968	\$336,765	\$397,425	\$387,385	\$414,350	\$421,402	\$399,616	\$401,188	\$400,090	\$404,847	\$405,930	\$492,814	\$4,783,780	46.319%
St. Clair	\$337,979	\$362,696	\$424,556	\$398,395	\$419,126	\$438,230	\$411,968	\$410,484	\$429,852	\$412,637	\$446,806	\$581,721	\$5,074,450	49.134%
Monroe	\$31,641	\$32,903	\$37,830	\$38,757	\$41,326	\$40,847	\$37,817	\$37,497	\$38,652	\$42,270	\$40,332	\$49,755	\$469,627	4.547%
Total Month	\$691,588	\$732,364	\$859,811	\$824,537	\$874,802	\$900,479	\$849,401	\$849,169	\$868,594	\$859,754	\$893,068	\$1,124,290	\$10,327,857	
Cumulative Total	\$691,588	\$1,423,952	\$2,283,763	\$3,108,300	\$3,983,102	\$4,883,581	\$5,732,982	\$6,582,151	\$7,450,745	\$8,310,499	\$9,203,567	\$10,327,857		
<b>2010</b>														
Madison	\$353,146	\$374,416	\$456,795	\$462,697	\$440,815	\$452,308	\$427,329	\$433,047	\$419,455	430,210	\$442,904	\$529,069	\$5,222,191	47.272%
St. Clair	\$367,458	\$399,480	\$464,089	\$439,748	\$439,139	\$458,299	\$421,447	\$423,718	\$424,971	\$429,581	\$457,927	587,067	\$5,312,924	48.094%
Monroe	\$36,770	\$34,324	\$39,884	\$43,769	\$44,358	\$43,102	\$46,499	\$41,816	\$42,207	\$42,746	\$45,411	\$51,004	\$511,890	4.634%
Total Month	\$757,374	\$808,220	\$960,768	\$946,214	\$924,312	\$953,709	\$895,275	\$898,581	\$886,633	\$902,537	\$946,242	\$1,167,140	\$11,047,005	
Cumulative Total	\$757,374	\$1,565,594	\$2,526,362	\$3,472,576	\$4,396,888	\$5,350,597	\$6,245,872	\$7,144,453	\$8,031,086	\$8,933,623	\$9,879,865	\$11,047,005		
<b>2011</b>														
Madison	\$380,021	\$383,976	\$460,129	\$454,562	\$466,904	\$477,396	\$436,637	\$473,303	\$448,256	\$444,204	\$455,842	\$538,000	\$5,419,230	48.108%
St. Clair	\$363,984	\$395,231	\$455,562	\$437,820	\$436,490	\$475,972	\$433,460	\$433,777	\$441,030	\$412,793	\$451,390	\$594,129	\$5,331,638	47.330%
Monroe	\$38,315	\$34,759	\$41,192	\$44,975	\$41,786	\$45,836	\$44,887	\$43,323	\$42,564	\$42,690	\$42,252	\$51,266	\$513,845	4.562%
Total Month	\$782,320	\$813,966	\$956,883	\$937,357	\$945,180	\$999,204	\$914,984	\$950,403	\$931,850	\$899,687	\$949,484	\$1,183,395	\$11,264,713	
Cumulative Total	\$782,320	\$1,596,286	\$2,553,169	\$3,490,526	\$4,435,706	\$5,434,910	\$6,349,894	\$7,300,297	\$8,232,147	\$9,131,834	\$10,081,318	\$11,264,713		
<b>2012</b>														
Madison	\$381,470	\$406,476	\$473,049	\$471,191	\$481,989	\$477,254	\$427,562	\$434,603	\$428,193	\$428,521	\$429,127	\$523,240	\$5,362,675	47.481%
St. Clair	\$361,727	\$415,491	\$468,490	\$432,173	\$468,782	\$473,567	\$425,923	\$441,838	\$438,184	\$424,289	\$454,916	\$589,183	\$5,394,563	47.763%
Monroe	\$37,471	\$38,904	\$46,086	\$46,051	\$46,231	\$45,671	\$43,063	\$45,307	\$45,641	\$46,230	\$45,429	\$51,062	\$537,146	4.756%
Total Month	\$780,668	\$860,871	\$987,625	\$949,415	\$997,002	\$996,492	\$896,548	\$921,748	\$912,018	\$899,040	\$929,472	\$1,163,485	\$11,294,384	
Cumulative Total	\$780,668	\$1,641,539	\$2,629,164	\$3,578,579	\$4,575,581	\$5,572,073	\$6,468,621	\$7,390,369	\$8,302,387	\$9,201,427	\$10,130,899	\$11,294,384		
<b>2013</b>														
Madison	\$375,398	\$383,170	\$424,507	\$425,469	\$457,212	\$451,494	\$436,686	\$442,449	\$430,541	\$429,499	\$432,541	\$500,233	\$5,189,199	47.062%
St. Clair	\$381,645	\$395,527	\$449,397	\$434,001	\$457,942	\$462,603	\$422,892	\$432,195	\$430,014	\$419,350	\$448,076	\$560,165	\$5,293,807	48.011%
Monroe	\$37,888	\$39,679	\$45,689	\$45,913	\$48,212	\$47,694	\$42,672	\$45,143	\$44,733	\$44,723	\$47,111	\$53,853	\$543,310	4.927%
Total Month	\$794,931	\$818,376	\$919,593	\$905,383	\$963,366	\$961,791	\$902,250	\$919,787	\$905,288	\$893,572	\$927,728	\$1,114,251	\$11,026,316	
Cumulative Total	\$794,931	\$1,613,307	\$2,532,900	\$3,438,283	\$4,401,649	\$5,363,440	\$6,265,690	\$7,185,477	\$8,090,765	\$8,984,337	\$9,912,065	\$11,026,316		
% change/month	1.83%	-4.94%	-6.89%	-4.64%	-3.37%	-3.48%	0.64%	-0.21%	-0.74%	-0.61%	-0.19%	-4.23%		
% change/total	1.83%	-1.72%	-3.66%	-3.92%	-3.80%	-3.74%	-3.14%	-2.77%	-2.55%	-2.36%	-2.16%	-2.37%		

# Flood Prevention District Sales Tax Trends 2009-2017

## 2014

	Jan	Feb	March	April	May	June	July	August	Sept	October	November	December	Total
Madison	\$373,895	\$383,909	\$456,964	\$457,729	\$484,657	\$491,911	\$455,629	\$454,995	\$442,808	\$447,128	\$452,169	\$521,522	\$5,423,317
St. Clair	\$354,762	\$395,885	\$460,143	\$436,379	\$458,819	\$470,546	\$426,263	\$434,064	\$445,419	\$433,077	\$446,001	\$591,387	\$5,352,747
Monroe	\$42,321	\$39,665	\$47,587	\$47,796	\$52,206	\$49,022	\$47,357	\$46,167	\$50,056	\$48,920	\$49,552	\$52,714	\$573,362
Total Month	\$770,978	\$819,459	\$964,694	\$941,905	\$995,682	\$1,011,479	\$929,249	\$935,226	\$938,283	\$929,126	\$947,722	\$1,165,623	\$11,349,426
Cumulative Total	\$770,978	\$1,590,437	\$2,555,131	\$3,497,036	\$4,492,718	\$5,504,197	\$6,433,446	\$7,368,671	\$8,306,955	\$9,236,081	\$10,183,803	\$11,349,426	
% change/month	-3.01%	0.13%	4.90%	4.03%	3.35%	5.17%	2.99%	1.68%	3.64%	3.98%	2.16%	4.61%	
% change/total	-3.01%	-1.42%	0.88%	1.71%	2.07%	2.62%	2.68%	2.55%	2.67%	2.80%	2.74%	2.93%	2.93%

## 2015

	Jan	Feb	March	April	May	June	July	August	Sept	October	November	December	Total
Madison	\$399,500	\$390,593	\$446,269	\$464,703	\$481,304	\$486,423	\$453,262	\$461,408	\$460,379	\$462,462	\$452,448	\$543,239	\$5,501,990
St. Clair	\$379,901	\$383,206	\$462,400	\$425,254	\$455,740	\$483,020	\$432,378	\$448,558	\$448,981	\$443,474	\$449,738	\$604,257	\$5,416,905
Monroe	\$42,760	\$39,903	\$45,866	\$47,189	\$50,546	\$48,723	\$47,636	\$45,837	\$46,257	\$46,831	\$46,048	\$52,198	\$559,793
Total Month	\$822,161	\$813,702	\$954,534	\$937,146	\$987,590	\$1,018,166	\$933,276	\$955,803	\$955,617	\$952,766	\$948,234	\$1,199,694	\$11,478,688
Cumulative Total	\$822,161	\$1,635,863	\$2,590,397	\$3,527,543	\$4,515,133	\$5,533,299	\$6,466,575	\$7,422,377	\$8,377,994	\$9,330,760	\$10,278,994	\$11,478,688	
% change/month	6.64%	-0.70%	-1.05%	-0.51%	-0.81%	0.66%	0.43%	2.20%	1.85%	2.54%	0.05%	2.92%	
% change/total	6.64%	2.86%	1.38%	0.87%	0.50%	0.53%	0.51%	0.73%	0.86%	1.03%	0.93%	1.14%	1.14%

## 2016

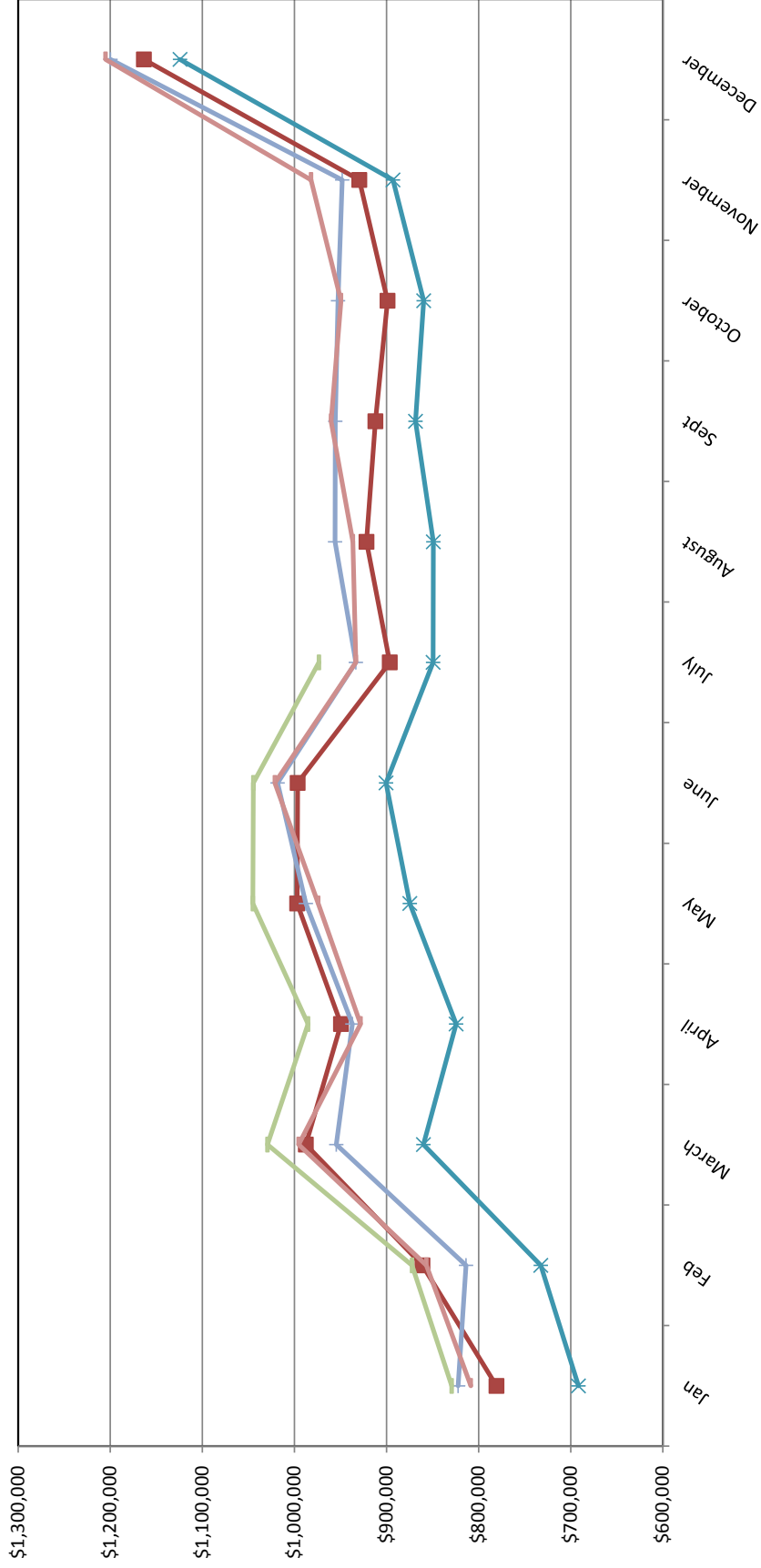
	Jan	Feb	March	April	May	June	July	August	Sept	October	November	December	Total
Madison	\$395,852	\$411,203	\$475,278	\$456,249	\$478,524	\$494,024	\$452,132	\$458,210	\$470,096	\$475,402	\$484,213	\$567,037	\$5,618,218
St. Clair	\$372,259	\$406,919	\$474,256	\$423,758	\$448,782	\$480,827	\$436,971	\$434,488	\$445,274	\$426,875	\$453,732	\$581,743	\$5,385,884
Monroe	\$40,343	\$38,630	\$45,925	\$48,147	\$46,862	\$46,530	\$44,151	\$43,946	\$44,775	\$47,195	\$43,931	\$56,287	\$546,721
Total Month	\$808,455	\$856,751	\$995,459	\$928,154	\$974,167	\$1,021,380	\$933,254	\$936,644	\$960,144	\$949,471	\$981,877	\$1,205,068	\$11,550,824
Cumulative Total	\$808,455	\$1,665,206	\$2,660,665	\$3,588,818	\$4,562,986	\$5,584,366	\$6,517,619	\$7,454,264	\$8,414,408	\$9,363,879	\$10,345,756	\$11,550,824	
% change/month	-1.67%	5.29%	4.29%	-0.96%	-1.36%	0.32%	0.00%	-2.00%	0.47%	-0.35%	3.55%	0.45%	
% change/total	-1.67%	1.79%	2.71%	1.74%	1.06%	0.92%	0.79%	0.43%	0.43%	0.35%	0.65%	0.63%	0.63%

## 2017

	Jan	Feb	March	April	May	June	July	August	Sept	October	November	December	Total
Madison	\$415,258	\$430,036	\$504,211	\$491,654	\$526,342	\$520,314	\$491,546						\$3,379,362
St. Clair	\$372,274	\$401,535	\$478,561	\$447,083	\$470,278	\$475,488	\$434,801						\$3,080,020
Monroe	\$41,692	\$40,595	\$46,453	\$46,375	\$48,562	\$48,715	\$46,928						\$319,320
Total Month	\$829,224	\$872,167	\$1,029,226	\$985,112	\$1,045,182	\$1,044,517	\$973,275						\$6,778,703
Cumulative Total	\$829,224	\$1,701,391	\$2,730,617	\$3,715,729	\$4,760,911	\$5,805,428	\$6,778,703						
% change/month	2.57%	1.80%	3.39%	6.14%	7.29%	2.27%	4.29%						
% change/total	2.57%	2.17%	2.63%	3.54%	4.34%	3.96%	4.01%						

# Flood Prevention District Sales Tax Trends 2009-2017

## Monthly Receipts 2009-2012-2015-2016-2017



**SOUTHWESTERN ILLINOIS FLOOD PREVENTION DISTRICT COUNCIL**  
**SUPPLEMENTARY SUPPORTING SCHEDULE**  
**BANK TRANSACTIONS**  
**September 30, 2017**

Beginning Bank Balance September 1, 2017		\$	<b>872,702.84</b>
Receipts			
UMB	08/14/2017 Funds Transfer - Construction		391,932.79
UMB	09/13/2017 Funds Transfer - Admin		23,424.20
The Bank of Edwardsville	09/30/2017 Interest		1,620.18
UMB	09/13/2017 Funds Transfer - Construction		4,464,992.68
IRS	09/19/2017 US Subsidy Payment		103,655.32
IRS	09/19/2017 US Subsidy Payment		320,014.74
		\$	<b>5,305,639.91</b>
Disbursements			
AT&T	09/05/2017 Tablet Service		32.32
Dorgan, McPike & Assoc, LTD	09/05/2017 Legal & Legislative		3,000.00
Smith Dawson & Andrews	09/05/2017 Government Relations		5,000.00
Sprague & Urban, Attorney's at law	09/05/2017 Legal & Legislative		300.00
FAO, USAED, St. Louis (B3)	09/05/2017 Construction		648,500.00
FAO, USAED, St. Louis (B3)	09/05/2017 Construction		2,700,000.00
Microsoft Office	09/05/2017 Software Subscription		0.99
AT & T	09/07/2017 Telephone		87.03
Amec Foster Wheeler Environment & Infrast	09/13/2017 Design & Construction		325,446.22
Haier Plumbing	09/13/2017 Construction		84,269.14
Husch Blackwell	09/13/2017 Easement & Legal RE		13,821.57
The Bank of Edwardsville	09/13/2017 Wire Fees		10.00
The Bank of Edwardsville	09/13/2017 Wire Fees		10.00
The Bank of Edwardsville	09/13/2017 Wire Fees		10.00
CliftonLarsonAllen LLP	09/08/2017 Fiscal Agent		2,316.79
Cost Less Copy Center	09/19/2017 Board Meeting Expense		222.00
Keller Construction Inc.	09/19/2017 Construction		1,016,107.54
Korte & Luitjohan Construction	09/19/2017 Construction		36,915.00
East-West Gateway Council of Governments	09/19/2017 Supervisor Mgt Services		17,845.37
SAK Construction LLC	09/19/2017 Construction		15,750.00
The Bank of Edwardsville	09/19/2017 Wire Fees		15.00
The Bank of Edwardsville	09/19/2017 Wire Fees		15.00
The Bank of Edwardsville	09/19/2017 Wire Fees		15.00
The Bank of Edwardsville	09/20/2017 Wire Fees		15.00
The Bank of Edwardsville	09/20/2017 Wire Fees		15.00
The Bank of Edwardsville	09/20/2017 Wire Fees		17.60
UMB Bank	09/20/2017 Wire US Subsidy Payments to UMB		103,655.32
UMB Bank	09/20/2017 Wire US Subsidy Payments to UMB		320,014.74
Columbia Capital	09/19/2017 Financial Advisor		900.00
		\$	<b>5,294,306.63</b>
		\$	<b>884,036.12</b>





Memo to: Board of Directors

From: Chuck Etwert

Subject: Change Orders BP #7B

Date: October 16, 2017

Per the Board’s Construction Change Order Policy, any change order which causes a line item to increase by more than ten percent must be approved by the Board. Board approval is also required on all change orders if the total of all change orders on a project exceed ten percent of a project’s original cost, which currently applies to Bid Package #7B.

**Bid Package 7B – Relief Well Quantity Adjustments Credit– (\$108,726.10)**

Each of seven (7) relief wells had a preliminary design drill depth of 80-feet below ground surface. Prior to submission of the individual relief well designs to USACE, Amec Foster Wheeler’s Geotechnical Engineers observed difficult (and costly) relief well installations by another levee contractor due to a cobble formation in this same reach of levee. Each relief well was reevaluated and subsequently shortened to avoid drilling into the cobble layer. This change order credits SIFPDC for uninstalled vertical feet of relief well and unused quantity of drilling through obstructions.

BID ITEM	DESCRIPTION	AS-BID			AS-BUILT			NET CHANGE
		UNIT	UNIT COST	EXTENDED COST	UNIT	UNIT COST	EXTENDED COST	
7B.19	Relief Wells	560 VF	\$1,230/VF	\$688,800.00	491.93 VF	\$1,230/VF	\$605,073.90	(\$83,726.10)
7B.21	Drilling Obstructions	125 VF	\$200/VF	\$25,000.00	0 VF	\$200/VF	\$0.00	(\$25,000.00)
								<b>(\$108,726.10)</b>

**Bid Package 7B – Relief Well 1038D Abandonment – \$67,512.50**

On May 19, 2016, Relief Well 1038D was drilled to a depth of approximately 60-feet below ground surface prior to the bore hole becoming unstable. After consulting with USACE, the contractor was directed to abandon the bore hole as specified to alleviate the safety concern. Per the contract, the contractor shall be compensated for wells that are ordered abandoned prior to installation of the stainless-steel riser and gravel pack. This change order includes costs associated with drilling the bore hole and the 12 cubic yards of grout required to abandon the hole.

Recommendation:

Authorize the Chief Supervisor to approve the requested change orders with TREVIICOS South for Bid Package 7B – Relief Well Quantity Adjustments Credit– (\$108,726.10); and Relief Well 1038D Abandonment – \$67,512.50, for a net credit of – (\$41,213.60).