



SOUTHWESTERN ILLINOIS FLOOD PREVENTION DISTRICT COUNCIL
BOARD OF DIRECTORS MEETING
November 15, 2017 7:30 am

Metro-East Park and Recreation District Office
104 United Drive, Collinsville, Illinois 62234

1. Call to Order
John Conrad, President
2. Approval of Minutes of October 18, 2017
3. Public Comment on Pending Agenda Items
4. Program Status Report
Chuck Etwert, Chief Supervisor
5. Budget Update and Approval of Disbursements
Chuck Etwert, Chief Supervisor
6. Design and Construction Update
Jay Martin, Amec Foster Wheeler Environment & Infrastructure
7. Amec Foster Wheeler Work Order #18
Corps of Engineers Easement and Utility Identification Assistance
Amec Foster Wheeler Environment & Infrastructure
Chuck Etwert, Chief Supervisor
8. Financial Advisor Services
Chuck Etwert, Chief Supervisor
9. Update from Corps of Engineers
Tracey Kelsey, U.S. Army Corps of Engineers

AGENDA

10. Public Comment

Executive Session – Review of Executive Session Minutes

11. Other Business

12. Adjournment

Next Meeting: December 20, 2017

MINUTES

SOUTHWESTERN ILLINOIS FLOOD PREVENTION DISTRICT COUNCIL BOARD OF DIRECTORS MEETING October 18, 2017

The regular meeting of the Board of Directors was held at the Metro-East Park and Recreation District Office, 104 United Drive, Collinsville, Illinois at 7:30 a.m. on Wednesday October 18, 2017.

Members in Attendance

John Conrad, President (Chair, Monroe County Flood Prevention District)
Ron Motil, Vice President (Chair, Madison County Flood Prevention District)
Paul Bergkoetter, Secretary/Treasurer (St. Clair County Flood Prevention District)
Bruce Brinkman, Monroe County Flood Prevention District
Tom Long, Madison County Flood Prevention District
Debra Moore, (Chair, St. Clair County Flood Prevention District)
Alvin Parks, Jr., St. Clair County Flood Prevention District
Jeremy Plank, Madison County Flood Prevention District
Ronald Polka, Monroe County Flood Prevention District

Members Absent

none

Others in Attendance

Robert Elmore, Monroe County Board Chair
Chuck Etwert, SW Illinois FPD Council
Steve Adler, Metro-East Sanitary District
Matt Barriger, Land Acq
Randy Cook, Amec Foster Wheeler Environment & Infrastructure
Mike Feldmann, U.S. Army Corps of Engineers
Gary Hoelscher, Millennia Professional Services
David Human, Husch Blackwell LLP
Phil Johnson, Land Acq
Charles Juneau, Juneau Associates Inc.
Ronald S. Kaempfe, IUOE Local 520
Tracey Kelsey, U.S. Army Corps of Engineers
Jay Martin, Amec Foster Wheeler Environment & Infrastructure
Jack Norman, Illinois Groundwater Advisory Council
Jon Omvig, Amec Foster Wheeler Environment & Infrastructure
Brad Ruppert, Senator Dick Durbin
Rhonda Sauget, Leadership Council Southwestern Illinois

Bryan Sizemore, U.S. Army Corps of Engineers
Matt Vielhaber, U.S. Army Corps of Engineers

Call to order

President John Conrad noted the presence of a quorum and called the meeting to order at 7:30 am.

Mr. Conrad asked for a roll call to confirm that a quorum was present and the following indicated their attendance.

Mr. Polka - Present
Mr. Brinkman – Present
Mr. Bergkoetter - Present
Mr. Conrad - Present
Mr. Long – Present
Dr. Moore – absent
Mr. Motil – Present
Mr. Parks – absent
Mr. Plank - Present

A quorum was present.

Approval of Minutes of September 20, 2017

Mr. Conrad asked for a motion to approve the minutes of the Board meeting held on September 20, 2017. A motion was made by Mr. Long, seconded by Mr. Brinkman, to approve the minutes of the Board meeting held on September 20, 2017. Mr. Bergkoetter called the roll and the following votes were made on the motion:

Mr. Polka - Aye
Mr. Brinkman – Aye
Mr. Bergkoetter - Aye
Mr. Conrad - Aye
Mr. Long – Aye
Dr. Moore – absent
Mr. Motil – Aye
Mr. Parks – absent
Mr. Plank - Aye

The motion was approved.

Public Comment on Pending Agenda Items

Mr. Conrad asked if there were any comments from the public on any agenda item on today's agenda. There were none.

Program Status Report

Mr. Conrad asked Mr. Etwert to provide a status report for the project.

He indicated, approximately 99.6% of the \$74.7 million of construction, involved in all ten current construction bid packages, has been completed thru September. The river remained low and the amount of work completed during the month was \$2,015,105. The total amount of construction completed was \$74.3 million. There is just slightly over three hundred thousand dollars' worth of 100-Year accreditation construction remaining to be completed.

With the construction completed during the last month, Amec Foster Wheeler has submitted the Lower Wood River certification package to FEMA yesterday. Amec Foster Wheeler will be submitting MESD certification information to the Corps of Engineers by the end of the year, with the Corps submitting the MESD Levee System Evaluation Report to FEMA in the spring of 2018. This will complete the submittal of the five certification packages to FEMA.

The certification and review of each package by FEMA is expected to take eight to twelve months, with all approvals anticipated by spring 2019. He indicated all of the improvements to stabilize the levees to the one hundred year level of protection have been completed and functioned properly during the third and sixth highest flood events which occurred during the last two years.

The reprogramming request to transfer Wood River funds to East St. Louis is still being reviewed by the Assistant Secretary of the Army for Civil Works. Hopefully, a positive determination will be achieved by the end of the year.

The Board was provided a copy of Amec Foster Wheeler's Monthly Progress Report for October.

Mr. Conrad asked for a motion to accept the Program Status Report for October 2017. A motion was made by Mr. Motil to accept the Program Status Report for October 2017. Mr. Polka seconded the motion. Mr. Bergkoetter called the roll and the following votes were made on the motion:

Mr. Polka - Aye
Mr. Brinkman - Aye
Mr. Bergkoetter - Aye
Mr. Conrad - Aye
Mr. Long - Aye
Dr. Moore - absent
Mr. Motil - Aye
Mr. Parks - absent

Mr. Plank – Aye

The motion was approved unanimously.

Budget Update and Approval of Disbursements

Mr. Conrad asked Mr. Etwert to provide a report.

Mr. Etwert noted that the financial statement for September 2017 prepared by our fiscal agent, CliftonLarsonAllen was included in the materials sent for the meeting. The report included an accounting of revenues and expenditures for the month ending September 30, 2017, as compared to the fiscal year budget.

Accrued expenditures for the fiscal year beginning on October 1, 2016 are \$37,122,505 while revenues amounted to \$12,464,273 resulting in a deficit of \$24,658,232. A total of \$29,192,280 is held by the counties in their respective FPD sales tax funds and is available for the Council's use on the project.

Monthly sales tax receipts of \$973,275 for July 2017 (the latest month reported by the Illinois Department of Revenue) were up 4.29% from last year. This is the highest amount ever collected in July and is the ninth month in a row with the highest receipts collected for that particular month. Receipts are up 4.01% from last year, which was our highest year.

The report included a list of bank transactions for September 2017. Total disbursements for the month were \$5,294,306.63. The largest payments were to the Corps of Engineers, Keller Construction for BP #5, Haier Plumbing for BP #4, and Amec Foster Wheeler.

Also, for the Board's review and anyone else who was interested, Mr. Etwert provided copies of each transaction, represented on the September 2017 Bank Transaction Schedule prepared by CliftonLarsonAllen.

Mr. Etwert recommended that the Board accept the budget report and disbursements for September 2017.

Dr. Moore arrived during the presentation.

Mr. Conrad asked for a motion to accept Mr. Etwert's budget report and disbursements for September 2017. A motion was made by Mr. Long, seconded by Mr. Bergkoetter, to accept the budget report and approve the disbursements for September 2017. Mr. Bergkoetter called the roll and the following votes were made on the motion:

Mr. Polka - Aye
Mr. Brinkman – Aye
Mr. Bergkoetter - Aye
Mr. Conrad - Aye

Mr. Long – Aye
Dr. Moore – Aye
Mr. Motil – Aye
Mr. Parks – absent
Mr. Plank - Aye

The motion was approved unanimously.

Design and Construction Update

Mr. Conrad called on Jay Martin, Amec Foster Wheeler’s program manager, to provide a report. Mr. Martin used a PowerPoint® presentation to illustrate his remarks. His presentation focused on the Construction Status of each bid package, FEMA Certification Update, and the Authorized Level (500-Year) Design as follows:

Construction Status

Bid Package 3 – Wood River Seepage Improvements

- The remaining relief wells have been abandoned.
- Project is complete.

Bid Package 4 – MESD Seepage Improvements (Conoco Phillips)

- Site restoration and punch list work ongoing.

Bid Package 5 – MESD Seepage Improvements

- Clay Cap Complete
 - 12,000 truckloads of low permeability clay (170,000 cubic yards).
 - 3,000,000 gallons of water added to the fill after initial placement
 - 15,000 man-hours working 10+ hour days, 6 days a week
- Site restoration and punch list work ongoing

Bid Package 5A – East St. Louis Sewer

- 126” Sewer liner is complete.
- Grating and hand rail for landside gate structure to be completed next month

Bid Package 7B – Wood River Lower (Deep) Cutoff Wall

- Relief well installation is complete.
- Site restoration and punch list work ongoing.

He indicated the site restoration and punch list items would wrap up all of the remaining work needed on the packages to achieve the FEMA certified level.

Cost to Complete Remaining Work

Bid Package 3 – Wood River Seepage Improvements

- RW Abandonments = \$17,304

Bid Package 4 – MESD Seepage Improvements (Conoco Phillips)

- Base Scope (Site Restoration) = \$2,385

Bid Package 5 – MESD Seepage Improvements

- Base Scope (Site Restoration) = \$172,005

Bid Package 5A – East St. Louis Sewer Liner

- Gate Structure Grating & Hand Rail = \$8,000

Bid Package 7B – Wood River Lower (Deep) Cut-off Wall

- Relief Wells & Site Restoration = \$108,726

Construction Photos

- **Bid Package 4** – MESD – Site 09 Pump Station Complete
- **Bid Package 5** – MESD – Clay Cap Material Placement
- **Bid Package 5** – MESD – Clay Cap Material Placement
- **Bid Package 5** – MESD – Hydro-Seeding the Clay Cap
- **Bid Package 5** – “Random Fill” Area Complete
- **Bid Package 5A** – East St. Louis Sewer – Liner Pipe Grouting

He next discussed the FEMA Certification packages.

FEMA Certification Update

He provided a summary of the FEMA Certification by Levee/County.

Levee System	County/Flood Maps	Certification	Proposed
Upper Wood River	Madison	Submitted March, 2017	
East/West Forks	Madison	Submitted December, 2016	
Lower Wood River	Madison	Submitted October 17, 2017	
Metro East Sanitary District (MESD)	Madison/St. Clair	Complying Document	To the USACE in December 2017
Prairie Du Pont/Fish Lake (PDP/FL)	St. Clair/Monroe	Submitted July, 2017	

He indicated that FEMA has a backlog and it could be eight to ten months before their review is completed.

Next, Mr. Martin discussed the status of the Authorized Level (500-Year) Design.

Authorized Level (500-Year) Design

Wood River (Bid Packages 8, 9, and 10)

- Bid Package 8 design is underway
 - 27 Relief Wells & 1 Pump Station
 - USACE required Value Engineering Study completed
 - Borings completed
- LWR Risk Assessment & Supplemental Report (2 year duration)
 - Required because USACE Total Project Cost increased by more than 20%
 - Started in December 2016
 - Potential Failure Mode Analysis (PFMA) meeting was May 1-5, 2017
 - Expert Opinion Elicitation (EOE) Meeting #1 was July 10-14, 2017
 - EOE Meeting #2 was August 14-18, 2017
 - EOE Meeting #3 was September 25-29, 2017
- Bid Packages 9 & 10 on hold pending USACE Risk Assessment & Supplemental Report

MESD (Bid Packages 11, 12, 13, and 14)

- Bid Package 11
 - Relief Wells
 - On Hold, pending USACE risk informed solution (summer 2018)

- Bid Packages 12/13
 - Relief Wells and 1 Pump Station
 - On Hold, pending USACE risk informed solution (summer 2018)

- Bid Package 14
 - USACE required Value Engineering Study has been completed
 - Finishing up design of the package
 - Package will be “on the shelf” pending USACE risk informed solution (summer 2018)

- MESD Deep Cutoff Wall
 - Drilling Complete

Prairie Du Pont & Fish Lake (Bid Package 15)

- Topographic survey continues
- Working with the Corps to validate boring locations
- Section 408 Contributed Funds Agreement
 - Negotiation continues with Council and USACE for the Corps to review PDP/FL designs

Mr. Conrad asked for a motion to accept Mr. Martin’s Design and Construction Update report. A motion was made by Mr. Brinkman, with a second by Mr. Long, to accept the Amec Foster Wheeler Design and Construction Update report. Mr. Bergkoetter called the roll and the following votes were made on the motion:

Mr. Polka - Aye
 Mr. Brinkman – Aye

Mr. Bergkoetter - Aye
 Mr. Conrad - Aye
 Mr. Long – Aye
 Dr. Moore – Aye
 Mr. Motil – Aye
 Mr. Parks – absent
 Mr. Plank - Aye

The motion was approved unanimously.

Change Orders – BP #5

Mr. Conrad asked Mr. Randy Cook of Amec Foster Wheeler to explain this item.

He explained the following two change orders for Bid Package #7B.

Bid Package 7B – Relief Well Quantity Adjustments Credit– (\$108,726.10)

Each of seven (7) relief wells had a preliminary design drill depth of 80-feet below ground surface. Prior to submission of the individual relief well designs to USACE, Amec Foster Wheeler’s Geotechnical Engineers observed difficult (and costly) relief well installations by another levee contractor due to a cobble formation in this same reach of levee. Each relief well was reevaluated and subsequently shortened to avoid drilling into the cobble layer. This change order credits SIFPDC for uninstalled vertical feet of relief well and unused quantity of drilling through obstructions.

BID ITEM	DESCRIPTION	AS-BID			AS-BUILT			NET CHANGE
		UNIT	UNIT COST	EXTENDED COST	UNIT	UNIT COST	EXTENDED COST	
7B.19	Relief Wells	560 VF	\$1,230/VF	\$688,800.00	491.93 VF	\$1,230/VF	\$605,073.90	(\$83,726.10)
7B.21	Drilling Obstructions	125 VF	\$200/VF	\$25,000.00	0 VF	\$200/VF	\$0.00	(\$25,000.00)
								(\$108,726.10)

Bid Package 7B – Relief Well 1038D Abandonment – \$67,512.50

On May 19, 2016, Relief Well 1038D was drilled to a depth of approximately 60-feet below ground surface prior to the bore hole becoming unstable. After consulting with USACE, the contractor

was directed to abandon the bore hole as specified to alleviate the safety concern. Per the contract, the contractor shall be compensated for wells that are ordered abandoned prior to installation of the stainless-steel riser and gravel pack. This change order includes costs associated with drilling the bore hole and the 12 cubic yards of grout required to abandon the hole.

Mr. Parks arrived during the presentation.

Mr. Conrad asked for a motion to authorize the Chief Supervisor to approve the requested change orders with TREVIICOS South for Bid Package 7B – Relief Well Quantity Adjustments Credit– (\$108,726.10); and Relief Well 1038D Abandonment – \$67,512.50, for a net credit of – (\$41,213.60).

A motion was made by Mr. Motil, with a second by Mr. Polka to authorize the Chief Supervisor to approve the requested change orders with TREVIICOS South for Bid Package 7B – Relief Well Quantity Adjustments Credit– (\$108,726.10); and Relief Well 1038D Abandonment – \$67,512.50, for a net credit of – (\$41,213.60).

Mr. Bergkoetter called the roll and the following votes were made on the motion:

- Mr. Polka - Aye
- Mr. Brinkman – Aye
- Mr. Bergkoetter - Aye
- Mr. Conrad - Aye
- Mr. Long – Aye
- Dr. Moore – Aye
- Mr. Motil – Aye
- Mr. Parks – absent
- Mr. Plank - Aye

The motion was approved unanimously.

There were no pending change orders provided to the Board.

Prior to Ms. Kelsey providing the Corps of Engineers Update, Mr. Etwert introduced Colonel Bryan Sizemore, the new District Commander of the St. Louis District who has replaced Colonel Anthony Mitchell.

Colonel Sizemore introduced himself to each of the Board members and explained his recent activities (project site visits and hurricane duty in Florida) since assuming the position on June 30th. He provided the Board his background which covers engineering, international relations, and project management and also his experience with flooding and lock and dams.

He indicated that he looked forward to meeting everyone, provided his business cards and then asked Ms. Kelsey to provide the Update.

Corps of Engineers Update

Ms. Kelsey provided an update of the current activities of the Corps using a PowerPoint® presentation to illustrate her remarks. Her presentation focused on the status of the Metro East Projects as follows:

USACE UPDATE

Project Status

- Wood River
 - Lower Deep Cutoff Wall Phase 2
 - Contract Award September 27, 2017 for base contract of 1,000 LF
 - Contractor is TREVIICOS
 - Funding for Option (860 LF)
 - Wood River Upper Levee System Evaluation Report (LSER)
 - Conference Call with FEMA
 - Team is preparing the response
 - Risk Assessment
 - Documenting Existing Conditions
 - Identifying Risks and Consequences
 - On Schedule
- East St. Louis
 - Total Project Cost Update

Incorporating new information

Certification in November

- Risk Communication
 - Prairie du Pont / Fish Lake
 - Total Project Cost Update Certification expected November
 - Risk Communication - Meeting held October 17, 2017
 - Risk Informed Design Process
 - Meeting with Mr. Eric Halpin, Deputy Levee Safety Officer, USACE HQ on October 3, 2017
 - Discussed the Risk Informed Design Process

Upon questioning from Mr. Etwert, Ms. Kelsey confirmed that the comments received back from FEMA on the Wood River Upper Levee System Evaluation Report would be classified as minor. FEMA was basically asking for some additional details. There was nothing requested that was insurmountable to provide or answer.

Mr. Etwert also asked Ms. Kelsey to confirm when the revised estimated costs would be available for the Wood River System. She indicated that the Corps would have an idea of what the revised estimated costs would be in June/July 2018. The costs won't be certified at that time but a solution will have been identified. The Corps should be able to provide the Council a good indication of the costs, which should assist the Council in planning efforts.

Mr. Parks arrived during the presentation.

Mr. Conrad asked for a motion to accept the Corps report. A motion was made by Mr. Parks, with a second by Mr. Brinkman to receive the Corps report. Mr. Bergkoetter called the roll and the following votes were made on the motion:

Mr. Polka – Aye
Mr. Brinkman – Aye
Mr. Bergkoetter - Aye
Mr. Conrad - Aye

Mr. Long – Aye
Dr. Moore – Aye
Mr. Motil – Aye
Mr. Parks – Aye
Mr. Plank - Aye

The motion was approved unanimously.

Public Comment

Mr. Conrad recognized Mr. Jack Norman of the Illinois Groundwater Advisory Council. Mr. Norman discussed the upcoming Groundwater Protection Field Day 2017, which will be held on Monday November 6, 2017 on the campus of SIUE. He indicated that Mr. Etwert has been asked to present and provided handouts of the event for those that may be interested.

There a brief discussion regarding attendance and the date of the East West Gateway Council of Governments Annual meeting.

Other Business

Mr. Conrad asked if there was any other business to come before the Board. There being none, he adjourned the meeting.

Respectfully submitted,

Paul Bergkoetter,
Secretary/Treasurer, Board of Directors



Progress Report
October 18, 2017

Southwestern Illinois Levee Systems

By Jay Martin



Construction Status



- ▶ Bid Package 3 – Wood River Seepage Improvements
 - ▶ The remaining relief wells have been abandoned.
 - ▶ Project is complete.

- ▶ Bid Package 4 – MESD Seepage Improvements (Conoco Phillips)
 - ▶ Site restoration and punch list work ongoing.

- ▶ Bid Package 5 – MESD Seepage Improvements
 - ▶ Clay Cap Complete
 - ▶ ≈ 12,000 truck loads of low permeability clay (≈ 170,000 cubic yards).
 - ▶ ≈ 3,000,000 gallons of water added to the fill after initial placement.
 - ▶ ≈ 15,000 man-hours working 10+ hour days, 6 days a week.
 - ▶ Site restoration and punch list work ongoing.



Construction Status

- ▶ Bid Package 5A – East St. Louis Sewer
 - ▶ 126” Sewer liner is complete.
 - ▶ Grating and hand rail for landside gate structure to be completed next month.

- ▶ Bid Package 7B – Wood River Lower (Deep) Cut-off Wall
 - ▶ Relief well installation is complete.
 - ▶ Site restoration and punch list work ongoing.



Cost to Complete Remaining Work

- ▶ Bid Package 3 – Wood River Seepage Improvements
 - ▶ RW Abandonments =\$17,304
- ▶ Bid Package 4 – MESD Seepage Improvements (Conoco Phillips)
 - ▶ Base Scope (Site Restoration) =\$2,385
- ▶ Bid Package 5 – MESD Seepage Improvements
 - ▶ Base Scope (Site Restoration) =\$172,005
- ▶ Bid Package 5A – East St. Louis Sewer Liner
 - ▶ Gate Structure Grating & Hand Rail\$8,000
- ▶ Bid Package 7B – Wood River Lower (Deep) Cut-off Wall
 - ▶ Relief Wells & Site Restoration =\$108,726

Bid Package 4 – MESD



Site 09
Pump Station
Complete



5

Bid Package 5 – MESD



Clay Cap
Material
Placement



6

Bid Package 5 – MESD



Clay Cap
Material
Placement



7

Bid Package 5 – MESD



Hydro-Seeding
the Clay Cap



8

Bid Package 5 – MESD



“Random Fill”
Area Complete

Bid Package 5A – East St. Louis Sewer



Liner Pipe
Grouting

FEMA Certification Summary by Levee/County



Levee System	County/Flood Maps	Certification	Proposed
Upper Wood River	Madison	Submitted (March, 2017)	
East/West Forks	Madison	Submitted (December, 2016)	
Lower Wood River	Madison	Submitted (October 17, 2017)	
Metro East Sanitary District (MESD)	Madison/St Clair	Complying Document	To the USACE December 2017
Prairie du Pont & Fish Lake (PDP/FL)	St Clair/Monroe	Submitted (July, 2017)	

FEMA is backlogged on review, comments could take eight to ten months

Authorized Level (500-Year) Design



Wood River (Bid Packages 8, 9 and 10)

- ▶ Bid Package 8 design is underway
 - ▶ 27 Relief Wells & 1 Pump Station
 - ▶ USACE required Value Engineering Study completed
 - ▶ Borings completed
- ▶ LWR Risk Assessment & Supplemental Report (2 year duration)
 - ▶ Required because USACE Total Project Cost increased by more than 20%
 - ▶ Started in December 2016
 - ▶ Potential Failure Mode Analysis (PFMA) meeting was May 1-5, 2017
 - ▶ Expert Opinion Elicitation (EOE) Meeting #1 was July 10-14, 2017
 - ▶ EOE Meeting #2 was August 14-18, 2017
 - ▶ EOE Meeting #3 was September 25 -29, 2017
- ▶ Bid Packages 9 & 10 on hold pending USACE Risk Assessment & Supplemental Report



Authorized Level (500-Year) Design

MESD (Bid Packages 11, 12, 13 and 14)

- ▶ Bid Package 11
 - ▶ Relief Wells
 - ▶ On Hold, pending USACE risk informed solution (summer 2018)
- ▶ Bid Package 12/13
 - ▶ Relief Wells and 1 Pump Station
 - ▶ On Hold, pending USACE risk informed solution (summer 2018)
- ▶ Bid Package 14
 - ▶ USACE required Value Engineering Study has been completed
 - ▶ Finishing up design of the package
 - ▶ Package will be “on the shelf” pending USACE risk informed solution (summer 2018)
- ▶ MESD Deep Cutoff Wall
 - ▶ Drilling complete

13




Authorized Level (500-Year) Design

Prairie Du Pont & Fish Lake (Bid Package 15)

- ▶ Topographic survey continues
- ▶ Working with the Corps to validate boring locations
- ▶ Section 408 contributed funds agreement
 - ▶ Negotiation continues with Council and USACEF for the Corps to review PDP/FL designs

14

Questions?



Metro East Projects, IL

Project Status

- Wood River
 - Lower Deep Cutoff Wall Phase 2
 - ▶ Contract Award September 27, 2017 for base contract of 1,000 LF
 - ▶ Contractor is TREVIICOS
 - ▶ Funding for Option (860 LF)
 - Wood River Upper Levee System Evaluation Report (LSER)
 - ▶ Conference Call with FEMA
 - ▶ Team is preparing the response
 - Risk Assessment
 - ▶ Documenting Existing Conditions
 - ▶ Identifying Risks and Consequences
 - ▶ On Schedule



Metro East Projects, IL

Project Status

- East St. Louis
 - Total Project Cost Update
 - ▶ Incorporating new information
 - ▶ Certification in November
 - Risk Communication
- Prairie du Pont/Fish Lake
 - Total Project Cost Update Certification expected November
 - Risk Communication
- Risk Informed Design Process
 - Meeting with Mr. Eric Halpin, Deputy Levee Safety Officer, USACE HQ on October 3, 2017
 - Discussed the Risk Informed Design Process





Memo to: Board of Directors
From: Chuck Etwert
Subject: Program Status Report for November 2017
Date: November 13, 2017

Approximately 99.99% of the \$74.6 million of construction, involved in all ten current construction bid packages, has been completed thru October. The amount of work completed during the month was \$259,205. Bid Packages 2A, 2C, 3, 6, 7A, and 7B have been totally completed, with Bid Packages 2B, 4, 5, and 5A having final inspections completed by the end of the month and the release of retainage to follow.

Amec Foster Wheeler is on schedule to submit the MESD certification information to the Corps of Engineers by the end of the year, with the Corps submitting the MESD Levee System Evaluation Report to FEMA in the spring of 2018. This will complete the submittal of the five certification packages to FEMA.

As previously indicated, FEMA has a backlog of work and it is anticipated the accreditation review and approval process will take up to a year. Accreditation isn't expected until the spring of 2019.

Construction has taken longer than originally anticipated, mainly due to two record flood events in the last two years. With almost \$75 million dollars of flood protection improvements being completed, the American Bottom area is now, by today's engineering standards, protected from a 100-Year Flood event.

With the Council's interim goal of achieving FEMA accreditation well on its way, we will now concentrate on the design and construction of the most critical and cost-effective projects to restore the federally authorized level of flood protection in the Metro-East.

The reprogramming request to transfer Wood River funds to East St. Louis continues to be reviewed by the Assistant Secretary of the Army for Civil Works. Hopefully, a positive determination will be achieved by the end of the year.

I have included in your Board packet, a copy of Amec Foster Wheeler's Monthly Progress Report for November.



Southwestern Illinois Flood Prevention District Council
c/o Charles Ewert
104 United Drive
Collinsville, IL 62234

Monthly Project Progress Report November 2017

AMEC FOSTER WHEELER Project No. 563170001
Period Ending Date: November 6, 2017

Date of Issue: November 9, 2017

Table of Contents

1. OVERVIEW	4
1.1 PROJECT DESCRIPTION	4
1.2 AMEC FOSTER WHEELER SCOPE	4
1.3 KEY CONTACTS / PEOPLE	5
2. HEALTH, SAFETY, SECURITY, ENVIRONMENT (HSSE)	5
2.1 HSSE REPORTS	5
3. PROJECT STATUS UPDATE	6
3.1 BID PACKAGE 2A	6
3.1.1 Calendar	6
3.1.2 Progress	6
3.1.3 Property Acquisition.....	6
3.1.4 Levee Board Considerations	6
3.1.5 Submittals	6
3.1.6 Change Orders	6
3.1.7 QC/QA Activities	6
3.1.8 Considerations.....	6
3.1.9 Payment Progress	6
3.2 BID PACKAGE 2B	7
3.2.1 Calendar	7
3.2.2 Progress - Piping Change Order	7
3.2.3 Property Acquisition.....	7
3.2.4 Levee Board Considerations	7
3.2.5 Submittals	7
3.2.6 Change Orders	7
3.2.7 QC/QA Activities	7
3.2.8 Considerations.....	7
3.2.9 Payment Progress	7
3.3 BID PACKAGE 2C	8
3.3.1 Calendar	8
3.3.2 Progress	8
3.3.3 Property Acquisition.....	8
3.3.4 Levee Board Considerations	8
3.3.5 Submittals	8
3.3.6 Change Orders	8
3.3.7 QC/QA Activities	8
3.3.8 Payment Progress	8
3.4 BID PACKAGE 3.....	9
3.4.1 Calendar	9
3.4.2 Progress	9
3.4.3 Property Acquisition.....	9
3.4.4 Levee Board Considerations	9
3.4.5 Submittals	9
3.4.6 Change Orders	9
3.4.7 QC/QA Activities	9
3.4.8 Considerations.....	9
3.4.9 Payment Progress	9
3.5 BID PACKAGE 4.....	10
3.5.1 Calendar	10
3.5.2 Progress	10
3.5.3 Property Acquisition.....	10
3.5.4 Levee Board Considerations	10
3.5.5 Submittals	10
3.5.6 Change Orders	10
3.5.7 QC/QA Activities	10
3.5.8 Considerations.....	10

3.5.9	Payment Progress	10
3.6	BID PACKAGE 5.....	11
3.6.1	Calendar	11
3.6.2	Progress	11
3.6.3	Property Acquisition.....	11
3.6.4	Levee Board Considerations	11
3.6.5	Submittals	11
3.6.6	Change Orders	11
3.6.7	QC/QA Activities	11
3.6.8	Considerations.....	11
3.6.9	Payment Progress	11
3.7	BID PACKAGE 5A	12
3.7.1	Calendar	12
3.7.2	Progress	12
3.7.3	Property Acquisition.....	12
3.7.4	Levee Board Considerations	12
3.7.5	Submittals	12
3.7.6	Change Orders	12
3.7.7	QC/QA Activities	12
3.7.8	Considerations.....	12
3.7.9	Payment Progress	12
3.8	BID PACKAGE 6.....	13
3.8.1	Calendar	13
3.8.2	Progress	13
3.8.3	Property Acquisition.....	13
3.8.4	Levee Board Considerations	13
3.8.5	Submittals	13
3.8.6	Change Orders	13
3.8.7	QC/QA Activities	13
3.8.8	Considerations.....	13
3.8.9	Payment Progress	13
3.9	BID PACKAGE 7A	14
3.9.1	Calendar	14
3.9.2	Progress	14
3.9.3	Property Acquisition.....	14
3.9.4	Levee Board Considerations	14
3.9.5	Submittals	14
3.9.6	Change Orders	14
3.9.7	QC/QA Activities	14
3.9.8	Considerations.....	14
3.9.9	Payment Progress	14
3.10	BID PACKAGE 7B	15
3.10.1	Calendar	15
3.10.2	Progress	15
3.10.3	Property Acquisition	15
3.10.4	Levee Board Considerations	15
3.10.5	Submittals.....	15
3.10.6	Change Orders.....	15
3.10.7	QC/QA Activities.....	15
3.10.8	Considerations	15
3.10.9	Payment Progress.....	15

1. OVERVIEW

1.1 Project Description

Levees along the east side of the Mississippi River within four levee districts have been found to be out of compliance with FEMA Requirement 44CFR 65.10 and therefore have been de-certified. The four districts are: Wood River Drainage and Levee District, Metro-East Sanitary District, Prairie du Pont Drainage and Levee District, and Fish Lake Drainage and Levee District. The counties involved have formed an overarching entity called the Southwestern Illinois Flood Prevention District Council (SIFPDC). Amec Foster Wheeler has been selected by the SIFPDC to design and manage the construction of levee system improvements necessary to demonstrate compliance with FEMA Requirement 44CFR 65.10.

Bid Package 2A is composed of the construction of one (1) pump station within the Fish Lake Levee District System.

Bid Package 2B is composed of the construction of five (5) pump stations within the Wood River, MESD, and Prairie du Pont Levee Districts.

Bid Package 2C is composed of the installation of two force mains and associated structures from Site 12 pump station to levee discharge.

Bid Package 3 is composed of the construction of seepage control improvements within the Wood River Drainage and Levee District Levee System.

Bid Package 4 is composed of the construction of seepage control improvements within the Metro East Sanitary District Levee System, from Station 1209+00 to 1242+00. This package also includes the construction of one (1) pump station.

Bid Package 5 is composed of the construction of seepage control improvements within the Metro East Sanitary District Levee System.

Bid Package 5A is composed of the rehabilitation of approximately 245 linear feet of 126-inch round concrete sewer and the replacement of two sluice gates.

Bid Package 6 is composed of the construction of seepage control improvements within the Prairie du Pont Drainage and Levee District and Fish Lake Drainage and Levee District Levee Systems.

Bid Package 7A is composed of the construction of a shallow cut-off wall and flush clay cap near the upstream portion of the Upper Wood River Levee System, from station 20+00 to 38+00.

Bid Package 7B is composed of the construction of a deep cut-off wall and protruding clay cap in the Lower Wood River Levee System, from station 132+00 to 170+00.

1.2 Amec Foster Wheeler Scope

Based on baseline budgets and baseline schedules, monitor and manage the program performance.

- track program cost
- monitor program budget
- track program progress
- monitor program schedule
- complete earned value analysis, performance measurements and forecasting
- schedule and cost variance management and corrective action plans

1.3 Key Contacts / People

Program Manager	Jay Martin, PE, 615.333.0630 jay.w.martin@amecfw.com
Project Manager	Jon Omgig, AICP, 636.200.5118 jon.omvig@amecfw.com
Engineer of Record (Civil)	Randy Cook Jr., PE, 636.200.5125 randy.cook@amecfw.com
Engineer of Record (Geotechnical)	Jo C. Tucker, PE, 502.442.4317 jo.tucker@amecfw.com
Resident Project Representative	Kevin Williams, PMP, 618.401.7226 kevin.williams@amecfw.com
Project Coordinator	Kendra Mitchom, 618.346.9120 kendra.mitchom@amecfw.com

2. HEALTH, SAFETY, SECURITY, ENVIRONMENT (HSSE)

2.1 HSSE Reports

Health/Safety		
The Contractors continue to conduct weekly toolbox safety talks.		
Security		
Nothing to report this month		
Environment (SWPPP)		
Forms submitted as required		
River Stage Restrictions		
The USACE 408 permit dictates that excavations shall cease when the Mississippi River Stage is:		
Bid Package	River Stage	River Elevation
2A	17.0	396.94
2B	27.06	407.00
2C	15.03	394.97 (Mel Price)
3	16.0	411.48 (Mel Price)
4	25.0	404.94
5	25.0	404.94
5A	12.0	391.94
6	25.0	404.94
7A	21.52	417.0 (Mel Price)
7B	21.52	417.0 (Mel Price)

3. PROJECT STATUS UPDATE

3.1 Bid Package 2A

3.1.1 Calendar

Bid Date:	June 11, 2013
Contract executed	October 11, 2013
Schedule received	October 29, 2013
Anticipated start of field activities	January 22, 2014
Start of field activities	January 27, 2014
Completion date	December 1, 2014
Final Walk Through	Substantial completion August 12, 2014
Final Acceptance	December 1, 2014

3.1.2 Progress

- Complete

3.1.3 Property Acquisition

- Complete

3.1.4 Levee Board Considerations

- Complete

3.1.5 Submittals

- Complete

3.1.6 Change Orders

- Complete

3.1.7 QC/QA Activities

- Complete

3.1.8 Considerations

- Complete

3.1.9 Payment Progress

- Complete

3.2 Bid Package 2B

3.2.1 Calendar

Bid Date:	October 1, 2013
Contract executed	December 16, 2013
Schedule received	December 17, 2013
Anticipated start of field activities	February 17, 2014
Start of field activities	March 2014
Contract completion date	Modified per CO Work.
Final Walk Through	November 3, 2017
Final Acceptance	November 3, 2017

3.2.2 Progress

- Complete

3.2.3 Property Acquisition

- None

3.2.4 Levee Board Considerations

- None

3.2.5 Submittals

- Complete

3.2.6 Change Orders

- None

3.2.7 QC/QA Activities

- None

3.2.8 Considerations

- None

3.2.9 Payment Progress

- See attached Contract invoice log

3.3 Bid Package 2C

3.3.1 Calendar

Bid Date:	November 12, 2014
Contract executed	February 9, 2015
Schedule received	Posted in SharePoint
Anticipated start of field activities	October 15, 2015
Start of field activities	October 15, 2015
Contract completion date	April 29, 2016
Final Walk Through	September 1, 2016
Final Acceptance	September 16, 2016

3.3.2 Progress

- Complete

3.3.3 Property Acquisition

- Complete

3.3.4 Levee Board Considerations

- Complete

3.3.5 Submittals

- Complete

3.3.6 Change Orders

- Complete

3.3.7 QC/QA Activities

- Complete

3.3.8 Payment Progress

- Complete

3.4 Bid Package 3

3.4.1 Calendar

Bid Date:	December 3, 2013
Contract executed	January 27, 2014
Schedule received	December 3, 2013
Anticipated start of field activities	As noted below.
Start of field activities	Varied
Contract completion date	<ul style="list-style-type: none">• Upper Wood River is substantially complete.• Lower Wood River – December 27, 2016 (final completion dependent on the BP 7B RW installation).• Hawthorne Manhole Change Order – February 28, 2017
Final Walk Through	October 6, 2016 (Final inspection excluded RW ABD)
Final Acceptance	October 27, 2017

3.4.2 Progress

- Complete

3.4.3 Property Acquisition

- Complete

3.4.4 Levee Board Considerations

- Complete

3.4.5 Submittals

- Complete

3.4.6 Change Orders

- Complete

3.4.7 QC/QA Activities

- Complete

3.4.8 Considerations

- Complete

3.4.9 Payment Progress

- See attached Contract invoice log

3.5 Bid Package 4

3.5.1 Calendar

Bid Date:	December 3, 2013
Contract executed	February 6, 2014
Schedule received	December 3, 2013
Anticipated start of field activities	February 24, 2014
Start of field activities	March 17, 2014
Contract completion date	September 21, 2017
Final Walk Through	
Final Acceptance	

3.5.2 Progress

- Project is Substantially Complete
- Record Documentation in progress.

3.5.3 Property Acquisition

- Complete.

3.5.4 Levee Board Considerations

- None

3.5.5 Submittals

- Complete

3.5.6 Change Orders

- Complete

3.5.7 QC/QA Activities

- None

3.5.8 Considerations

- None

3.5.9 Payment Progress

- See Contract Invoice Log attached.

3.6 Bid Package 5

3.6.1 Calendar

Bid Date:	December 3, 2013
Contract executed	January 27, 2014
Schedule received	December 3, 2013
Anticipated start of field activities	February 17, 2014
Start of field activities	February 17, 2014
Contract completion date	November 15, 2017
Final Walk Through	November 3, 2017 (Partial)
Final Acceptance	

3.6.2 Progress

- Project is Substantially Complete
- Site restoration work ongoing.

3.6.3 Property Acquisition

- Complete

3.6.4 Levee Board Considerations

- None.

3.6.5 Submittals

- Complete

3.6.6 Change Orders

- Complete

3.6.7 QC/QA Activities

- Ongoing

3.6.8 Considerations

- None

3.6.9 Payment Progress

- See Contract Invoice Log attached.

3.7 Bid Package 5A

3.7.1 Calendar

Bid Date:	November 08, 2016
Contract executed	December 08, 2016
Schedule received	January 09, 2017
Anticipated start of field activities	February 20, 2017
Start of field activities	March 21, 2017
Contract completion date	November 30, 2017
Final Walk Through	
Final Acceptance	

3.7.2 Progress

- Project is Substantially Complete
- Punch list work on-going

3.7.3 Property Acquisition

- None

3.7.4 Levee Board Considerations

- None

3.7.5 Submittals

- Submittal process on-going

3.7.6 Change Orders

- None

3.7.7 QC/QA Activities

- None

3.7.8 Considerations

- None

3.7.9 Payment Progress

- None

3.8 Bid Package 6

3.8.1 Calendar

Bid Date:	June 11, 2013
Contract executed	October 3, 2013
Schedule received	October 31, 2013
Anticipated start of field activities	November 11, 2013
Start of field activities	November 19, 2013
Contract completion date	<i>Substantial completion: July 26, 2016;</i> <i>Final completion: September 6, 2016</i>
Final Walk Through	September 6, 2016
Final Acceptance	July 24, 2017

3.8.2 Progress

- Complete

3.8.3 Property Acquisition

- Complete

3.8.4 Levee Board Considerations

- Complete

3.8.5 Submittals

- Complete

3.8.6 Change Orders

- Complete

3.8.7 QC/QA Activities

- Complete

3.8.8 Considerations

- Complete

3.8.9 Payment Progress

- Complete

3.9 Bid Package 7A

3.9.1 Calendar

Bid Date:	August 13, 2014
Contract executed	September 17, 2014
Schedule received	October 1, 2014
Anticipated start of field activities	October 6, 2014
Start of field activities	October 6, 2014
Anticipated completion date	June 26, 2015 (contract completion date).
Final Walk Through	July 10, 2015
Final Acceptance	July 10, 2015

3.9.2 Progress

- Complete

3.9.3 Property Acquisition

- Complete

3.9.4 Levee Board Considerations

- Complete

3.9.5 Submittals

- Complete

3.9.6 Change Orders

- Complete

3.9.7 QC/QA Activities

- Complete

3.9.8 Considerations

- None.

3.9.9 Payment Progress

- Complete

3.10 Bid Package 7B

3.10.1 Calendar

Bid Date:	August 13, 2014
Contract executed	September 12, 2014
Schedule received	June 19, 2015
Anticipated start of field activities	August 2015
Start of field activities	July 2015
Contract completion date	<i>Substantial completion June 26, 2016; Final completion November 15, 2017.</i>
Final Walk Through	September 20, 2016 & October 25, 2017
Final Acceptance	October 25, 2017

3.10.2 Progress

- Complete

3.10.3 Property Acquisition

- Complete

3.10.4 Levee Board Considerations

- None

3.10.5 Submittals

- Complete

3.10.6 Change Orders

- Complete

3.10.7 QC/QA Activities

- Complete

3.10.8 Considerations

- None.

3.10.9 Payment Progress

- Complete

CONTRACT INVOICE LOG

Contractor: Korte & Luitjohan Contractors, Inc
 12052 Highland Road
 Highland, IL 62249

Project: SWILCD
Construction Package: BP2A

Original Contract Amount: \$747,500.00
Change Order #1: \$2,245.00 Limatorque Actuator
Change Order #2: \$7,730.00 Additional Road Aggregate
Change Order #3: \$434.00 Monroe County Building Permit
Change Order #4: \$0.00 Contract Time Extension
Change Order #5: \$0.00 Contract Time Extension 2
Change Order #6: \$0.00 Contract Time Extension 3
Change Order #7: \$5,189.21 Additional Rock and Testing
Change Order #8: \$34,501.32 Stumpf Property Pipe Extension
Total Change Order Amount: \$50,099.53
Total Revised Contract Amount: \$797,599.53

Payment Request No.	Pay Request Date	Pay Request Recommended Approval Date	Total Completed to Date (\$)	Amount Retained (10% to 50%) then (5% to 95%)	Total Earned Less Retained	Current Payment Invoice	Date Paid by FPD	Estimate to Complete Including Retainage (\$)
<u>1</u>	11/15/2013	11/27/2013	\$11,000.00	\$1,100.00	\$9,900.00	\$9,900.00	11/1/2013	\$737,600.00
<u>2</u>	2/5/2014	2/10/2014	\$76,000.00	\$7,600.00	\$68,400.00	\$58,500.00	2/18/2014	\$679,100.00
<u>3</u>	3/6/2014	3/13/2014	\$228,500.00	\$22,850.00	\$205,650.00	\$137,250.00	3/25/2014	\$541,850.00
<u>4</u>	3/31/2014	4/15/2014	\$372,400.00	\$37,240.00	\$335,160.00	\$129,510.00	4/22/2014	\$420,504.00
<u>5</u>	4/30/2014	5/13/2014	\$432,500.00	\$43,250.00	\$389,250.00	\$54,090.00	5/22/2014	\$366,414.00
<u>6</u>	5/31/2014	6/10/2014	\$635,890.00	\$50,742.00	\$585,148.00	\$195,898.00	6/19/2014	\$170,516.00
<u>7</u>	6/30/2014	7/14/2014	\$684,000.00	\$53,147.00	\$630,853.00	\$45,705.00	7/17/2014	\$124,811.00
<u>8</u>	7/31/2014	8/12/2014	\$753,929.00	\$37,895.45	\$716,033.55	\$85,180.55	8/19/2014	\$39,630.45
<u>9</u>	8/31/2014	9/9/2014	\$759,118.21	\$37,895.45	\$721,222.76	\$5,189.21	9/15/2014	\$41,875.45
<u>10</u>	11/30/2014	12/12/2014	\$797,599.53	\$38,094.45	\$759,505.08	\$38,282.32	12/18/2014	\$38,094.45
<u>11</u>	12/31/2014	1/15/2015	\$797,599.53	\$1,800.00	\$795,799.53	\$36,294.45	1/26/2015	\$1,800.00
<u>12</u>	3/31/2015	4/10/2015	\$797,599.53	\$0.00	\$797,599.53	\$1,800.00	4/16/2015	\$0.00

CONTRACT INVOICE LOG

Contractor: Korte & Luitjohan Contractors, Inc
 12052 Highland Road
 Highland, IL 62249

Project: SWILCD
Construction Package: BP2B

Original Contract Amount: \$3,865,405.00
Change Order #1: \$434.00 Monroe County Building Permit
Change Order #2: \$7,965.00 Additional Road Aggregate
Change Order #3: \$0.00 Fence and Aggregate Changes
Change Order #4: \$8,570.00 Razor Wire on Fence per MESD Request
Change Order #5: \$0.00 Contract Time Extension
Change Order #6: \$50,600.00 Site 16 Duct Bank
Change Order #7: \$4,760.00 Site 12 Existing Force Mains
Change Order #8: \$74,200.00 Site 10 Electrical Changes
Change Order #9: \$0.00 Time Extension
Change Order #10: \$10,276.92 Site 12 Guard Rail
Change Order #11: \$1,314,600.00 Pipe Material Change & Erosion Control
Change Order #12: \$8,700.00 Fence Repair Site 5
Change Order #13: \$0.00 Time Extension
Change Order #14: \$0.00 Time Extension
Change Order #15: \$1,200.00 Site 12 Pump Station Repair Vandalism Damage to Grounding System
Total Change Order Amount: \$1,481,305.92
Total Revised Contract Amount: \$5,346,710.92

Payment Request No.	Pay Request Date	Pay Request Recommended Approval Date	Total Completed and Store to Date	Cumulative Retained (10% to 50%) then (5% to 95%)	Total Earned Less Retained	Current Payment Invoice	Date Paid by FPD	Estimate to Complete Including Retainage(\$)
1	2/5/2014	2/10/2014	\$51,750.00	\$5,175.00	\$46,575.00	\$46,575.00	2/18/2014	\$3,818,830.00
2	3/6/2014	3/13/2014	\$132,450.00	\$13,245.00	\$119,205.00	\$72,630.00	3/25/2014	\$3,746,634.00
3	3/31/2014	4/15/2014	\$504,300.00	\$50,430.00	\$453,870.00	\$334,665.00	4/22/2014	\$3,419,934.00
4	4/30/2014	5/13/2014	\$846,000.00	\$84,600.00	\$761,400.00	\$307,530.00	5/22/2014	\$3,112,404.00
5	5/31/2014	6/12/2014	\$1,295,000.00	\$129,500.00	\$1,165,500.00	\$404,100.00	6/19/2014	\$2,708,304.00
6	6/30/2014	7/14/2014	\$1,736,000.00	\$173,600.00	\$1,562,400.00	\$396,900.00	7/17/2014	\$2,311,404.00
7	7/31/2014	8/11/2014	\$2,180,100.00	\$205,850.00	\$1,974,250.00	\$411,850.00	8/19/2014	\$1,899,554.00
8	8/31/2014	9/8/2014	\$2,927,440.00	\$243,217.00	\$2,684,223.00	\$709,973.00	9/15/2014	\$1,198,151.00
9	9/30/2014	10/9/2014	\$3,144,000.00	\$255,524.00	\$2,888,476.00	\$204,253.00	10/16/2014	\$1,044,498.00
10	10/31/2014	11/7/2014	\$3,420,000.00	\$269,324.00	\$3,150,676.00	\$262,200.00	11/18/2014	\$787,058.00
11	11/30/2014	12/12/2014	\$3,648,600.00	\$282,764.00	\$3,365,836.00	\$215,160.00	12/18/2014	\$646,098.00
12	12/31/2014	1/12/2015	\$3,840,000.00	\$292,334.00	\$3,547,666.00	\$181,830.00	1/26/2015	\$464,268.00
13	1/31/2015	2/9/2015	\$3,897,320.00	\$295,200.00	\$3,602,120.00	\$54,454.00	2/18/2015	\$409,814.00
14	2/28/2015	3/10/2015	\$3,968,238.00	\$298,710.00	\$3,669,528.00	\$67,408.00	3/19/2015	\$342,406.00
15	3/31/2015	4/10/2015	\$4,011,934.00	\$200,596.00	\$3,811,338.00	\$141,810.00	4/16/2015	\$200,596.00
16	4/30/2015	5/12/2015	\$4,011,934.00	\$10,000.00	\$4,001,934.00	\$190,596.00	5/18/2015	\$20,276.92
17	7/31/2015	8/11/2015	\$4,022,210.92	\$10,000.00	\$4,012,210.92	\$10,276.92	8/20/2015	\$1,324,600.00
18	1/31/2016	2/11/2016	\$4,063,110.92	\$12,045.00	\$4,051,065.92	\$38,855.00	2/17/2016	\$1,285,745.00
19	2/29/2016	3/11/2016	\$4,078,810.92	\$12,830.00	\$4,065,980.92	\$14,915.00	3/17/2016	\$1,270,830.00
20	3/31/2016	4/14/2016	\$4,253,410.92	\$21,560.00	\$4,231,850.92	\$165,870.00	4/20/2016	\$1,113,660.00
21	7/31/2016	8/5/2016	\$4,443,410.92	\$31,060.00	\$4,412,350.92	\$180,500.00	8/15/2016	\$933,160.00
22	11/30/2016	12/13/2016	\$4,861,410.92	\$50,198.81	\$4,809,450.92	\$397,100.00	12/23/2016	\$536,060.00
23	12/31/2016	1/6/2017	\$4,954,638.29	\$56,186.37	\$4,898,451.92	\$89,001.00	1/19/2017	\$447,059.00
24	1/31/2017	2/3/2017	\$5,102,796.18	\$63,594.26	\$5,039,201.92	\$140,750.00	2/15/2017	\$306,309.00
25	2/28/2017	3/6/2017	\$5,182,817.24	\$67,595.32	\$5,115,221.92	\$76,020.00	3/14/2017	\$230,289.00
26	3/31/2017	4/10/2017	\$5,330,650.92	\$74,987.00	\$5,255,663.92	\$140,442.00	4/19/2017	\$89,847.00
27	4/30/2017	5/8/2017	\$5,341,104.94	\$65,509.02	\$5,275,595.92	\$19,932.00	5/15/2017	\$69,915.00
28	8/31/2017	9/12/2017	\$5,345,510.92	\$33,000.00	\$5,312,510.92	\$36,915.00	9/19/2017	\$34,200.00

TITLE: CONSTRUCTION CHANGE ORDER LOG

CLIENT: Southwestern Illinois Flood Prevention District Council
PROJECT: Bid Package 2B

PROJECT NUMBER: SIFPDC-BP2B

Change Request Number	Description	Change Type (Field, Design, Spec, Other)	Cost to FPD	Cost to Others	As Bid Line Item #	Original Cost of Associated Line Item	% of Original Line Item	% of Original Contract	Date	Status	Comments
1	Building Permit	Field	\$434.00	\$0.00	2B.1	\$ 32,720.00	1.33%	0.01%	2/24/2014	Approved	Required by Monroe County
2	Additional Roadway Aggregate	Field	\$7,965.00	\$0.00	2B.3	\$ 171,825.00	4.64%	0.21%	3/18/2014	Approved	Required by Monroe County
3	Site 10, 12, 15 fence and aggregate changes	Field	\$0.00	\$0.00	NA	NA	0.00%	0.00%	8/12/2014	Approved	Field changes to enable constructability and provide maintenance ease
4	Razor Wire on Fence	Other	\$0.00	\$8,570.00	NA	NA	NA	0.22%	8/19/2014	Approved	Razor wire on fence at Site 10, 12, & 16 per MESD Levee District request; To be paid by MESD
5	Time Extension	Other	\$0.00	\$0.00	NA	NA	0.00%	0.00%	8/19/2014	Approved	Time extension for July 2014 weather/ high river days that impeded construction
6*	Site 16 Duct Bank	Field	\$50,600.00	\$0.00	2B.55	\$ 23,990.00	210.92%	1.31%	9/29/2014	Approved	USACE required underground electrical service to pump station per Ameren; Ameren to credit FPD amount paid to Ameren for overhead lines; Board approval required
7	Site 15 Grating and Supports	Field	\$4,760.00	\$0.00		\$ 352,645.00	1.35%	0.12%	10/17/2014	Approved	Grating and support for Site 15 to enable functionality of the system
8*	Site 10 Electric Change	Field	\$74,200.00	\$0.00	2B.27	\$ 17,705.00	419.09%	1.92%	11/19/2014	Approved	Ameren requires upgrades to the existing pump station at Site 10. Board approval required
9	Time Extension	Other	\$0.00	\$0.00	NA	NA	0.00%	0.00%	12/2/2014	Approved	Request for Time Extension to move our completion date to 4/15/15 due to the contract documents for Bid Package 2B contractor is only allowed to work at Site 12 between October 15th to March 15th.
10	Site 12 Guard Rail	Field	\$10,276.92	\$0.00	NA	NA	NA	0.27%	4/17/2015	Approved	Install approximately 74 LF of FRP handrails per the attached drawings for OSHA compliance
11*	Pipe Material Change - Sites 5, 10, 12, 16; Erosion Control Sites 9, 10, 16	Other	\$1,314,600.00	\$0.00	NA	NA	NA	34.01%	12/3/2015	Approved	Pump station sites 5, 10, 12, 16 pipe replacement to meet the Authorized Level flood event design
12*	Fence Repair Site 5	Field	\$8,700.00	\$0.00	NA	NA	NA	0.23%	3/17/2016	Approved	Fence Repair Site 5
13	Time Extension	Other	\$0.00	\$0.00	NA	NA	0.00%	0.00%	8/25/2016	Approved	Extend completion date to 12/31/16 for Contract 2B. Time extension for Site 10, 12 and 16 is contingent upon Keller Construction completing their work first and allowing K&L at least 15 working days (M-F) per site to complete pipe replacement per Change Order 11 of Bid Package 2B. This is also contingent upon weather delays and river levels above 10 feet.

Change Request Number	Description	Change Type (Field, Design, Spec, Other)	Cost to FPD	Cost to Others	As Bid Line Item #	Original Cost of Associated Line Item	% of Original Line Item	% of Original Contract	Date	Status	Comments
14	Time extension completion date beyond 12/31/16 with no set date.	Other	\$0.00	\$0.00	NA	NA	0.00%	0.00%	11/28/2016	Approved	Time extension for Site 10 and 12 contingent upon Keller Construction completing their work first and allowing K&L at least 15 working days (M-F) per site to complete pipe replacement per Change Order 11 of Bid Package 2B. This is also contingent upon weather delays and river levels above 10 feet.
15	Site 12 Pump Station Repair Vandalism Damage to Grounding System	Other	\$1,200.00	\$0.00	NA	NA	0.00%	0.00%	7/19/2017	Approved	Site 12 Pump Station Repair Vandalism Damage to Grounding System
	Total of Project Change Orders		\$1,472,735.92	\$8,570.00						Total	\$ 1,481,305.92
	Original Contract Amount	Revised Contract Amount									
	\$3,865,405.00	5,346,710.92									
			% Change from Original Amount 38.32%								

Approved

*Board approval required

TITLE: CONSTRUCTION CHANGE ORDER LOG

CLIENT: Southwestern Illinois Flood Prevention District Council
PROJECT Bid Package 2C

PROJECT NUMBER: SIFPDC-BP2C

Change Request Number	Description	Change Type (Field, Design, Spec, Other)	Cost to FPD	Cost to Others	As Bid Line Item #	Original Cost of Associated Line Item	% of Original Line Item	% of Original Contract	Date	Status	Comments
1	Flood Damages	Other	\$3,390.00	\$0.00	NA	NA	NA	1.20%	6/7/2016	Approved	December 2015 flood event
2	Clay Fill Material Overage	Field	\$26,670.00	\$0.00	2C.26	\$ 10,800.00	246.94%	9.47%	8/17/2016	Approved	Clay Fill Material Overage; Board approval required
3											
4											
5											
6											
7											
8											
9											
10											
	Total of Project Change Orders		\$30,060.00	\$0.00						Total	\$ 30,060.00
	Original Contract Amount										
	\$281,632.00	Revised Contract Amount	311,692.00								
				% Change from Original Amount							
				10.67%							
											Approved

*Board approval required

CONTRACT INVOICE LOG

Contractor: Keller Construction, Inc.
22 Illini Drive
Glen Carbon, IL 62034

Project: SWILCD
Construction Package: BP03

Original Contract Amount:	\$ 10,082,345.00	
Change Order 1	\$ 1,000.00	IDOT Permit
Change Order 2	\$ 16,600.00	PZ 39 Relocate
Change Order 3	\$ 11,361.00	Russell Commons Fence R&R
Change Order 4	\$ 2,245.60	Hydro Excavating
Change Order 5	\$ 3,071.25	Additional RW Permits
Change Order 6	\$ 278,694.99	RR3 for Blanket Drains
Change Order 7	\$ 57,436.00	Indian Creek Extra Rip Rap
Change Order 8	\$ (5,820.00)	Credit to Remove Vacuum Testing of Manholes
Change Order 9	\$ 558,086.80	Hawthorne Changes North & South including Ameren
Change Order 10	\$ 477,917.72	Blanket Drain 2 Revisions
Change Order 11	\$ (59.97)	Credit for Blanket Drain 1 Revisions
Change Order 12	\$ 60,362.00	Toe Wall and Handrails Wiers 2, 3, and 4
Change Order 13	\$ 6,825.00	Additional Pollution Coverage UPRR
Change Order 14	\$ 28,950.00	Pilot Hole Drilling
Change Order 15	\$ (9,729.58)	Hawthorne Pipe Changes
Change Order 16	\$ 132,710.00	Russell Commons Buried Waste Part A & B
Change Order 17	\$ 257,694.47	Relief Well Construction Obstructions
Change Order 18	\$ 17,403.75	Tree Mitigation
Change Order 19	\$ 15,620.78	Relief Well 1016 1064 1065 Modifications
Change Order 20	\$ 111,256.88	Relief Well Construction Obstructions
Change Order 21	\$ 108,620.79	Relief Well Construction Obstructions
Change Order 22	\$ 40,618.82	Russell Commons Buried Waste Part A Deduct & Part C
Change Order 23	\$ (35,779.00)	Credit for Delete PZs_Add Bollards
Change Order 24	\$ 103,824.76	Relief Well Construction Obstructions RW 1069-1073 Weir 4 Handrail; Wagon Wheel Bore Shoring, Excavation, and Removal of Abandoned Line;
Change Order 25	\$ 113,188.00	Hawthorne impacted material near Weir 3
Change Order 26	\$ (135,402.86)	Credit Farm Ditch Revision and Random Fill 1
Change Order 27	\$ 493,474.58	Blanket Drain 4 Revisions
Change Order 28	\$ 125,536.21	Relief Well Construction Obstruction RW 1069-1073
Change Order 29	\$ (29,887.27)	Wagon Wheel Bore
Change Order 30	\$ (8,793.84)	Credit Relief Well Floor Drain Elimination/Plugging
Change Order 31	\$ 149,482.00	Hartford Sluice Gate and Manhole Replacement
Change Order 32	\$ 11,268.24	Flood Prevention Efforts June 2015; Russell Commons Park Imported Fill
Change Order 33	\$ (11,273.20)	Blanket Drain 4 End Section Credit
Change Order 34	\$ (138,005.38)	Credit Relief Well Quantity Adjustments
Change Order 35	\$ -	Time Extension for weather/river delay & Hawthorne Manhole
Change Order 36	\$ 12,140.80	Additional Grading Work - Losch Farm
Change Order 37	\$ (7,776.02)	Credit Balancing Quantities Pilot Holes, PZ, 12in CMP
Change Order 38	\$ 88,962.12	Random Fill #2 Ditch; Losch Pond Ditch Imported Clay
Change Order 39	\$ (61,266.50)	Balancing Quantities; HDPE Pipe – 12 Inch; Relief Well - Abandonment
Total Change Order Amount:	\$2,840,558.94	
Total Revised Contract Amount:	\$12,922,903.94	

Payment Request No.	Pay Request Date	Pay Request Recommended Approval Date	Total Completed to Date (\$)	Amount Retained (10% to 50% then 5% to 95%)	Total Earned Less Retainage (\$)	Amount Invoiced (\$)	Date Paid by FPD	Estimate to Complete Including Retainage (\$)
1	2/28/2014	4/15/2014	\$249,000.00	\$24,900.00	\$224,100.00	\$224,100.00	4/22/2014	\$9,858,245.00
2	5/31/2014	6/4/2014	\$250,000.00	\$25,000.00	\$225,000.00	\$900.00	6/19/2014	\$9,858,345.00
3	8/31/2014	9/8/2014	\$376,066.83	\$37,606.68	\$338,460.15	\$113,460.15	9/15/2014	\$9,744,884.85
4	9/30/2014	10/3/2014	\$467,927.21	\$46,792.72	\$421,134.49	\$82,674.34	10/16/2014	\$9,678,810.51
5	10/31/2014	11/11/2014	\$710,218.88	\$71,021.89	\$639,196.99	\$218,062.50	11/18/2014	\$9,477,425.86
6	11/30/2014	12/11/2014	\$1,014,409.54	\$101,440.97	\$912,968.57	\$273,771.58	12/18/2014	\$9,539,785.27
7	12/31/2014	1/15/2015	\$1,365,095.95	\$136,509.61	\$1,228,586.34	\$315,617.77	1/26/2015	\$9,224,167.50
8	1/31/2015	2/6/2015	\$1,684,373.38	\$168,437.36	\$1,515,936.02	\$287,349.68	2/18/2015	\$8,930,997.82
9	2/28/2015	3/6/2015	\$2,291,243.38	\$229,124.37	\$2,062,119.01	\$546,182.99	3/19/2015	\$8,384,814.83
10	3/31/2015	4/10/2015	\$2,960,453.69	\$296,045.42	\$2,664,408.27	\$602,289.26	4/16/2015	\$8,340,612.37
11	4/30/2015	5/10/2015	\$3,387,089.05	\$338,708.97	\$3,048,380.08	\$383,971.81	5/18/2015	\$8,494,860.31
12	5/31/2015	6/11/2015	\$4,044,518.10	\$404,451.87	\$3,640,066.23	\$591,686.15	6/16/2015	\$7,903,174.16
13	6/30/2015	7/9/2015	\$4,748,651.45	\$474,865.21	\$4,273,786.24	\$633,720.01	7/14/2015	\$7,269,454.15
14	7/31/2015	8/11/2015	\$4,975,167.70	\$497,516.83	\$4,477,650.87	\$203,864.63	8/20/2015	\$7,065,589.52
15	8/31/2015	9/11/2015	\$5,669,386.46	\$566,938.72	\$5,102,447.74	\$624,796.87	9/16/2015	\$6,476,567.65
16	9/30/2015	10/9/2015	\$6,896,917.07	\$689,691.78	\$6,207,225.29	\$1,104,777.55	10/21/2015	\$5,752,464.99
17	10/16/2015	10/28/2015	\$7,386,596.95	\$738,659.77	\$6,647,937.18	\$440,711.89	11/3/2015	\$5,456,034.51
18	10/31/2015	11/13/2015	\$8,269,013.54	\$413,450.71	\$7,855,562.83	\$1,207,625.65	11/17/2015	\$4,357,029.65
19	11/15/2015	12/4/2015	\$8,346,301.68	\$417,315.12	\$7,928,986.56	\$73,423.73	12/10/2015	\$4,324,224.74

Payment Request No.	Pay Request Date	Pay Request Recommended Approval Date	Total Completed to Date (\$)	Amount Retained (10% to 50%) then (5% to 95%)	Total Earned Less Retainage (\$)	Amount Invoiced (\$)	Date Paid by FPD	Estimate to Complete Including Retainage (\$)
20	11/30/2015	12/28/2015	\$8,778,734.65	\$489,987.55	\$8,288,747.10	\$359,760.54	12/31/2016	\$3,928,685.20
21	12/31/2015	1/11/2016	\$8,888,544.52	\$498,712.65	\$8,389,831.87	\$101,084.77	1/20/2016	\$3,827,600.43
22	1/31/2016	2/8/2016	\$9,002,576.95	\$508,695.88	\$8,493,881.07	\$104,049.20	2/17/2016	\$3,723,551.23
23	2/29/2016	3/10/2016	\$9,690,470.24	\$502,088.79	\$9,188,381.45	\$694,500.38	3/17/2016	\$3,132,875.61
24	3/31/2016	4/14/2016	\$10,753,362.39	\$554,699.89	\$10,198,662.50	\$1,010,281.05	4/20/2016	\$2,719,390.49
25	4/30/2016	5/12/2016	\$11,194,941.66	\$570,893.11	\$10,624,048.55	\$425,386.05	5/17/2016	\$2,294,004.44
26	5/31/2016	6/10/2016	\$11,448,599.71	\$591,271.28	\$10,857,328.43	\$233,279.88	6/16/2016	\$2,030,837.29
27	6/30/2016	7/7/2016	\$12,210,826.40	\$611,843.66	\$11,598,982.74	\$741,654.31	7/15/2016	\$1,280,389.14
28	7/31/2016	8/2/2016	\$12,293,289.38	\$615,296.07	\$11,677,993.31	\$79,010.57	8/15/2016	\$1,350,855.61
29	8/31/2016	9/9/2016	\$12,602,657.72	\$630,132.87	\$11,972,524.85	\$294,531.54	9/20/2016	\$918,318.69
30	9/30/2016	10/6/2016	\$12,624,277.76	\$631,213.87	\$11,993,063.89	\$20,539.04	10/11/2016	\$909,920.45
31	10/31/2016	11/9/2016	\$12,644,262.82	\$19,191.40	\$12,625,071.42	\$632,007.53	11/16/2016	\$270,136.90
32	1/31/2017	2/1/2017	\$12,674,950.86	\$21,653.16	\$12,653,297.70	\$28,226.28	2/15/2017	\$330,872.74
33	2/28/2017	3/3/2017	\$12,899,373.38	\$31,766.18	\$12,867,607.20	\$214,309.50	3/14/2017	\$116,563.24
34	2/28/2017	3/3/2017	\$12,899,373.38	\$10,911.97	\$12,888,461.41	\$20,854.21	6/14/2017	\$34,442.53
35	6/30/2017	7/7/2017	\$12,905,599.94	\$11,223.30	\$12,894,376.64	\$5,915.23	7/19/2017	\$28,527.30
36	10/31/2017	11/7/2017	\$12,922,903.94	\$0.00	\$12,922,903.94	\$28,527.30		\$0.00

TITLE: CONSTRUCTION CHANGE ORDER LOG

CLIENT: Southwestern Illinois Flood Prevention District Council
PROJECT: Bid Package 03

PROJECT NUMBER: SIFPDC-BP03

Change Request Number	Description	Change Type (Field, Design, Spec, Other)	Cost to FPD	Cost to Others	As Bid Line Item #	Original Cost of Associated Line Item	% of Original Line Item	% of Original Contract	Date	Status	Comments
1	IDOT Permit	Other	\$1,000.00	\$0.00	3.01	\$ 498,000.00	0.20%	0.01%	5/21/2014	Approved	IDOT Required Permit
2	Piezometer 39 Relocate	Field	\$16,600.00	\$0.00	3.30	\$ 307,224.00	5.40%	0.16%	9/18/2014	Approved	Post bid design change to enable more effective operability
3	Russell Commons Fence Remove and Replace	Field	\$11,361.00	\$0.00	NA	NA	NA	0.11%	10/2/2014	Approved	Remove and replace fence installed by property owner post bid
4	Additional Hydro Excavating	Field	\$2,245.60	\$0.00	3.39	\$ 1,884,009.24	0.12%	0.02%	10/8/2014	Approved	Due to the relocation of RW's 1077 to 1080, added costs for hydro excavation
5	Permits for relief well conversions due to change with IL Public Health Dept	Other	\$3,071.25	\$0.00	3.37	\$ 82,812.00	3.71%	0.03%	10/22/2014	Approved	Permits for relief well conversions due to change with IL Public Health Dept
6*	RR3 Material for Blanket Drains-pending verifying material	Field	\$278,694.99	\$0.00	3.08-3.14	\$ 2,034,478.00	13.70%	2.76%	11/19/2014	Approved	Blanket Drains material change from CA1 to RR3 to improve effectiveness; Change requires Board approval
7*	Indian Creek Rip Rap	Field	\$57,436.00	\$0.00	3.40	\$ 193,713.36	29.65%	0.57%	11/19/2014	Approved	Due to the extreme scour of the banks and creek bed since the time of the original design, in order for the per plan design to be constructed, it is going to require a substantial amount of additional rip rap RR4 to be placed. Board approval required
8	Credit-Remove Vacuum Testing of Manholes	Other	\$ (5,820.00)	\$0.00	3.29	\$ 37,896.00	-15.36%	-0.06%	2/2/2015	Approved	PCN approved to remove the requirements for ASTM C1244 Standard Test Method for Concrete Sewer
9*	Hawthorne Changes North & South including Ameren	Other	\$558,086.80	\$0.00	3.04 3.06 3.07 3.02	\$ 1,884,009.24	29.62%	5.54%	2/18/2015	Approved	Change Description submitted in change order memo for Board approval 2/18/15
10*	Blanket Drain 2 Revisions & RW 1077 to 1080 Changes	Other	\$477,917.72	\$0.00	3.09 3.16 3.23 3.25			4.74%	2/18/2015	Approved	Change Description submitted in change order memo for Board approval 2/18/15; change order pending credit before processing
11	Blanket Drain 1 Revisions	Other	\$ (59,97)	\$0.00	3.08	\$ 15,160.00	-0.40%	0.00%	2/26/2015	Approved	Revised limits of Blanket Drain 1 and change surface aggregate material
12*	Toe Wall and Handrails Wiers 2, 3, and 4	Field	\$ 60,362.00	\$0.00	3.48 3.49 3.50	\$ 381,000.00	15.84%	0.60%	4/15/2015	Approved	Toe wall for additional structural support due to the field conditions and soil types the weirs are being installed in. The toe walls were added to mitigate this potential failure. Handrails were added to the weirs as a result of OSHA regulations and for added maintenance personnel safety during inspections and flood events.
13*	Additional Pollution Coverage UPRR	Other	\$ 6,825.00	\$0.00	3.01	\$ 498,000.00	1.37%	0.07%	8/19/2015	Approved	Additional Pollution Coverage required by Union Pacific Railroad
14*	Pilot Hole Drilling	Other	\$ 28,950.00	\$0.00	3.32	\$ 147,604.20	19.61%	0.29%	8/19/2015	Approved	Actual field conditions may vary and it is recommended by the project geotechnical lead to add to this number for potential field variations. Therefore the anticipated pilot hole increase is for an additional 300 feet. Board approval required
15*	Hawthorne Pipe Changes	Field	\$ (9,729.58)	\$0.00	3.18 3.20 3.23 3.25	\$ 414,895.57	-2.35%	-0.10%	9/16/2015	Approved	Hawthorne Pipe Changes; Board approval required
16*	Russell Commons Buried Waste Part A & B	Field	\$ 132,710.00	\$0.00	NA	NA	NA	1.32%	9/16/2015	Approved	Russell Commons Buried Waste backfill, testing, material handling; Board approval required
17*	Relief Well Construction	Other	\$257,694.47	\$0.00	3.38 3.39	\$ 3,507,071.90	7.35%	2.56%	10/9/2015	Approved	RW Construction Obstruction due to Cobble Layer; Board approval required; 3/18/15 Board approved budget
18*	Tree Mitigation	Other	\$17,403.75	\$0.00	NA	NA	NA	0.17%	10/22/2015	Approved	Tree Replacement Plan for Trees Removed Within the IDOT ROW
19*	Relief Well 1016, 1064, 1065 Modifications	Field	\$15,620.78	\$0.00	3.38 3.39	\$ 3,507,071.90	0.45%	0.15%	10/22/2015	Approved	Relief Well 1016, 1064, 1065 Modifications
20*	Relief Well Construction	Other	\$111,256.88	\$0.00	3.38 3.39	\$ 3,507,071.90	3.17%	1.10%	10/27/2015	Approved	RW Construction Obstruction due to Cobble Layer; Board approval required; 3/18/15 Board approved budget
21*	Relief Well Construction	Other	\$108,620.79	\$0.00	3.38 3.39	\$ 3,507,073.90	3.10%	1.08%	11/13/2015	Approved	RW Construction Obstruction due to Cobble Layer; Board approval required; 3/18/15 Board approved budget

TITLE: CONSTRUCTION CHANGE ORDER LOG

CLIENT: Southwestern Illinois Flood Prevention District Council
PROJECT: Bid Package 03

PROJECT NUMBER: SIFPDC-BP03

Change Request Number	Description	Change Type (Field, Design, Spec, Other)	Cost to FPD	Cost to Others	As Bid Line Item #	Original Cost of Associated Line Item	% of Original Line Item	% of Original Contract	Date	Status	Comments
22*	Russell Commons Buried Waste Part A Deduct & Part C	Field	\$40,618.82	\$0.00	NA	NA	NA	0.40%	11/19/2015	Approved	Russell Commons Buried Waste removal (part of ROM estimate given at the 9/16/15 Board meeting)
23	Delete Duplicate PZ's Per PCN-044 (Credit)	Field	\$ (35,779.00)	\$0.00	3.30 3.31	\$ 506,016.00	-7.07%	-0.35%	12/16/2015	Approved	Credit for deletion of duplicate piezometers
24	Relief Well Construction Obstruction RW 1069-1073	Other	\$ 103,824.76	\$0.00	3.38 3.39	\$ 3,507,073.90	2.96%	1.03%	3/4/2016	Approved	RW Construction Obstruction due to Cobble Layer; Board approval required; 1/20/16 Board approved budget
25*	Weir 4 Handrail; Wagon Wheel Bore Shoring, Excavation, and Removal of Abandoned Line; Hawthorne impacted material near Weir 3	Field	\$ 113,188.00	\$0.00	NA	NA	NA	1.12%	3/16/2016	Approved	Weir 4 Handrail; Wagon Wheel Bore Shoring, Excavation, and Removal of Abandoned Line; Hawthorne impacted material near Weir 3; Contract Time Extended to 9/30/16
26*	Farm Ditch Revision and Random Fill 1	Field	\$ (135,402.86)	\$0.00	3.33	\$ 433,434.89	-31.24%	-1.34%	3/16/2016	Approved	Farm Ditch Revision and Random Fill 1
27*	Blanket Drain 4 revisions	Other	\$ 493,474.58	\$0.00	3.44	\$ 350,747.77	140.69%	4.89%	3/16/2016	Approved	Blanket Drain 4 revisions
28	Relief Well Construction Obstruction RW 1069-1073	Field	\$ 125,536.21	\$0.00	3.38 3.39	\$ 3,507,073.90	3.58%	1.25%	3/31/2016	Approved	RW Construction Obstruction due to Cobble Layer; Board approval required; 1/20/16 Board approved budget
29	Wagon Wheel Road Tunnel	Field	\$ (29,887.27)	\$0.00	3.16 3.24 3.25 3.28	\$ 107,253.77	-27.87%	-0.30%	4/1/2016	Approved	Credit for Wagon Wheel Road Tunnel revisions
30	Credit Relief Well Floor Drain Elimination/Plugging	Field	\$ (8,793.84)	\$0.00	3.38 3.39	\$ 3,507,073.90	-0.25%	-0.09%	6/15/2016	Approved	Credit for deletion of relief well floor drains
31*	Hartford Sluice Gate and Manhole Replacement	Other	\$ 149,482.00	\$0.00	NA	NA	NA	1.48%	7/20/2016	Approved	Hartford Sluice Gate and Manhole Replacement; Board approval required
32*	Flood Prevention Efforts June 2015; Russell Commons Park Imported Fill	Field	\$ 11,268.24	\$0.00	NA	NA	NA	0.11%	7/20/2016	Approved	Flood Prevention Efforts June 2015; Russell Commons Park Imported Fill; Board approval required
33*	Blanket Drain 4 End Section Credit	Field	\$ (11,273.20)	\$0.00	3.11	\$ 94,800.00	-11.89%	-0.11%	7/20/2016	Approved	Blanket Drain 4 End Section Credit
34*	Credit Relief Well Quantity Adjustments	Field	\$ (138,005.38)	\$0.00	3.38 3.39	\$ 3,507,073.90	-3.94%	-1.37%	8/17/2016	Approved	Credit Relief Well Quantity Adjustments
35	Time Extension for weather/river delay & Hawthorne Manhole	Other	\$ -	-\$0.00	NA	NA	NA	0.00%	9/9/2016	Approved	Time Extension to 12/31/16 for weather/river delay & Hawthorne Manhole time extension to 2/28/17
36*	Additional Grading Work - Losch Farm	Field	\$ 12,140.80	\$0.00	NA	NA	NA	0.12%	9/21/2016	Approved	Additional Grading Work - Losch Farm
37	Credit Balancing Quantities Pilot Holes, PZ, 12in CMP	Other	\$ (7,776.02)	\$0.00	NA	NA	NA	-0.08%	10/26/2016	Approved	Credit Balancing Quantities Pilot Holes, PZ, 12in CMP
38	Random Fill #2 Ditch; Losch Pond Ditch Imported Clay	Other	\$ 88,962.12	\$0.00	3.34	\$ 295,589.25	30.10%	0.88%	1/18/2017	Approved	Random Fill #2 Ditch; Losch Pond Ditch Imported Clay
39	Balancing Quantities	Other	\$ (61,266.50)	\$0.00	3.23 3.36	\$ 267,432.00	-22.91%	-0.61%	4/19/2017	Approved	Balancing Quantities; HDPE Pipe - 12 Inch; Relief Well - Abandonment
Total											\$ 2,840,558.94
Total of Project Change Orders			\$2,840,558.94	\$0.00							
Original Contract Amount			12,922,903.94	% Change from Original Amount							
Revised Contract Amount			\$10,082,345.00	28.17%							

*Board approval required

CONTRACT INVOICE LOG

Contractor: Haier Plumbing
 301 North Elkton Street, P. O. Box 400
 Okawville, IL 62271

Project: SWILCD
Construction Package: BP04

Original Contract Amount:	\$3,190,232.45	
Change Order #1:	\$8,196.30	Flyght Pump & Locking Sewer Lids per MESD
Change Order #2:	\$949.90	Fence Polycarbonate
Change Order #3:	\$10,488.00	Fence Grounding per Ameren
Change Order #4:	\$1,533.00	2 Additional Posts in Concrete per Phillips 66 Request
Change Order #5:	\$2,127.35	Time and material for new fence grounding
Change Order #6:	\$2,402.40	Per MESD Request
Change Order #7:	\$0.00	Contract Time Extension
Change Order #8:	\$1,656.00	2" Well Point SS Pipe
Change Order #9:	\$54,680.20	Site 9 Electrical Changes
Change Order #10:	\$35,602.21	Work Stoppage due to Soil Testing
Change Order #11:	\$80,046.18	Relief Well Construction Obstruction due to Cobble
Change Order #12:	\$0.00	Contract Time Extension to June 30, 2015
Change Order #13:	\$8,981.67	Relief Well 141XB Re-Design
Change Order #14:	\$948.75	Offset Oufall Line of RW 153X
Change Order #15:	\$79,051.00	Clay Cap Benching and Key Volume (3,437 CY)
Change Order #17:	\$2,882,782.25	Pipe Material Change
Change Order #18:	\$13,660.00	Flood Event Emergency Pumping at Site 9
Change Order #19:	-\$29,295.61	Relief Well Quantity Rectification Credit
Change Order #20:	\$23,943.00	CA06 Rock Placement; Clay Cap Blanket and Loss Time
Change Order #21:	\$108,620.00	Clay Cap Bridge; Contract Time Extension to 3/31/17
Change Order #22:	-\$10,656.00	Relief Well Floor Drains and Casing Pipe Supports Credit
Change Order #23:	-\$2,400.00	Credit PZ Abandonments & Time Extension to 7/31/17
Change Order #24:	\$11,235.00	Relief Well Conversions Concrete Seals; Conduit Replacement
Change Order #25:	\$0.00	Contract Time Extension to September 21, 2017 due to high river
Change Order #26:	-\$75,949.65	Credit RCP Balancing Quantities
Total Change Order Amount:	\$3,208,601.95	
Total Revised Contract Amount:	\$6,398,834.40	

Payment Request No.	Pay Request Date	Pay Request Recommended Approval Date	Total Completed to Date (\$)	Amount Retained (10% to 50%) then (5% to 95%)	Total Earned Less Retained (\$)	Amount Invoiced (\$)	Date Paid by FPD	Estimate to Complete Including Retainage (\$)
1	4/11/2014	4/15/2014	\$259,243.33	\$25,924.33	\$233,319.00	\$233,319.00	4/22/2014	\$2,965,109.75
2	6/11/2014	6/12/2014	\$269,731.33	\$26,973.13	\$242,758.20	\$9,439.20	6/19/2014	\$2,967,108.45
3	8/5/2014	8/11/2014	\$325,641.68	\$32,564.17	\$293,077.51	\$50,319.31	8/14/2014	\$2,920,449.49
4	10/1/2014	10/9/2014	\$970,413.05	\$97,041.31	\$873,371.75	\$580,294.24	10/13/2014	\$2,344,213.65
5	11/10/2014	11/11/2014	\$1,576,916.93	\$157,691.69	\$1,419,225.24	\$545,853.40	11/14/2014	\$1,798,360.25
6	12/9/2014	12/11/2014	\$1,805,617.83	\$180,561.78	\$1,625,056.05	\$205,830.31	12/18/2014	\$1,647,210.14
7	1/7/2015	1/13/2015	\$1,981,951.82	\$198,195.18	\$1,783,756.65	\$158,700.59	1/26/2015	\$1,488,508.95
8	1/31/2015	2/6/2015	\$2,353,390.85	\$235,339.09	\$2,118,051.77	\$334,295.13	2/13/2015	\$1,269,862.22
9	2/27/2015	3/9/2015	\$2,402,889.49	\$240,288.95	\$2,162,600.54	\$44,548.77	3/19/2015	\$1,225,313.45
10	3/31/2015	4/10/2015	\$2,512,569.69	\$251,256.97	\$2,261,312.72	\$98,712.18	4/16/2015	\$1,136,531.69
11	4/30/2015	5/12/2015	\$2,599,540.09	\$259,954.01	\$2,339,586.08	\$78,273.36	5/18/2015	\$1,058,258.33
12	6/30/2015	7/7/2015	\$2,608,521.08	\$260,852.12	\$2,347,668.96	\$8,083.50	7/9/2015	\$1,050,175.45
13	9/10/2015	9/14/2015	\$2,815,521.76	\$281,552.18	\$2,533,969.58	\$186,300.00	9/14/2015	\$942,925.83
14	2/5/2016	2/11/2016	\$2,928,221.76	\$292,822.18	\$2,635,399.58	\$101,430.00	2/17/2016	\$3,737,938.08
15	4/30/2016	5/12/2016	\$3,111,701.76	\$301,996.18	\$2,809,705.58	\$174,306.00	5/16/2016	\$3,563,632.08
16	8/2/2016	8/9/2016	\$3,135,644.76	\$160,867.24	\$2,974,777.52	\$165,071.94	8/10/2016	\$3,393,207.53
17	11/4/2016	11/8/2016	\$3,397,154.76	\$174,192.74	\$3,222,962.02	\$248,184.50	11/16/2016	\$3,253,643.03
18	12/2/2016	12/7/2016	\$3,427,154.76	\$177,192.74	\$3,249,962.02	\$27,000.00	12/12/2016	\$3,226,643.03
19	1/6/2017	1/10/2017	\$3,640,688.76	\$195,800.64	\$3,444,888.12	\$194,926.10	1/12/2017	\$3,031,716.93
20	2/3/2017	2/7/2017	\$3,945,234.71	\$206,565.74	\$3,738,668.97	\$293,780.85	2/7/2017	\$2,727,280.08
21	3/5/2017	3/6/2017	\$4,750,460.01	\$246,836.12	\$4,503,623.89	\$764,954.92	3/6/2017	\$1,962,325.16
22	3/31/2017	4/6/2017	\$5,773,126.96	\$300,471.64	\$5,472,655.32	\$969,031.43	4/11/2017	\$1,002,128.73
23	4/28/2017	5/8/2017	\$6,238,928.00	\$314,148.96	\$5,924,779.04	\$452,123.72	5/9/2017	\$550,005.01
24	6/30/2017	7/7/2017	\$6,301,768.00	\$317,290.96	\$5,984,477.04	\$59,698.00	7/11/2017	\$490,307.01
25	9/7/2017	9/8/2017	\$6,388,907.00	\$320,161.41	\$6,068,746.18	\$84,269.14	9/20/2017	\$330,088.22
26	10/6/2017	10/9/2017	\$6,396,449.40	\$319,775.03	\$6,076,674.37	\$7,928.78	10/16/2017	\$322,160.03

Payment Request No.	Pay Request Date	Pay Request Recommended Approval Date	Total Completed to Date (\$)	Amount Retained (10% to 50%) then (5% to 95%)	Total Earned Less Retained (\$)	Amount Invoiced (\$)	Date Paid by FPD	Estimate to Complete Including Retainage (\$)
27	10/6/2017	10/9/2017	\$6,398,834.40	\$159,970.86	\$6,238,863.54	\$162,189.17		\$159,970.86

TITLE: CONSTRUCTION CHANGE ORDER LOG

CLIENT: Southwestern Illinois Flood Prevention District Council
PROJECT: Bid Package 04

PROJECT NUMBER: SIFPDC-BP04

Change Request Number	Description	Change Type (Field, Design, Spec, Other)	Cost to FPD	Cost to Others	As Bid Line Item #	Original Cost of Associated Line Item	% of Original Line Item	% of Original Contract	Date	Status	Comments
1	Flight Pump and Locking Sewer Lids	Other	\$0.00	\$8,196.30	4.27	\$ 222,500.00	3.68%	0.26%	3/11/2014	Approved	To be paid by MESD Levee District
2	PVC Fence Panel Fillers	Field	\$949.90	\$0.00	4.22	\$ 140,360.00	0.68%	0.03%	4/4/2014	Approved	To accommodate field condition
3	Furnish and Install Fence Grounding	Field	\$10,488.00	\$0.00	4.22	\$ 140,360.00	7.47%	0.33%	4/17/2014	Approved	Ameren required fence to be grounded; grounding to be every 200ft with 20ft ground rod
4	2 Additional Posts in Concrete per Phillips 66 Request	Field	\$1,533.00	\$0.00	4.22	\$ 140,360.00	1.09%	0.05%	6/17/2014	Approved	2 Additional posts per P66 request
5	Time and material for new fence grounding	Field	\$2,127.35	\$0.00	4.22	\$ 140,360.00	1.52%	0.07%	7/17/2014	Approved	Change order for additional grounding needed as requested by Phillips 66; Time and material
6	Razor Wire on Fence	Other	\$0.00	\$2,402.40	NA	NA	NA	0.08%	8/20/2014	Approved	Razor wire on fence at pump station per MESD Levee District request; to be paid by MESD Levee District
7	Time Extension Request for Fence Delay and High River	Other	\$0.00	\$0.00	NA	NA	NA	0.00%	8/27/2014	Approved	Contract time extension of 43 working days due to security fence approval delay and high river level days that impeded construction
8	Well Point Stainless Steel Pipe diameter change 1-1/4" to 2"	Field	\$1,656.00	\$0.00	4.16	\$ 878,900.00	0.19%	0.05%	9/15/2014	Approved	Well point stainless steel pipe diameter change from 1-1/4" to 2" to improve operability/constructability.
9*	Site 9 Electrical Changes	Other	\$54,680.20	\$0.00	4.28	\$ 222,500.00	24.58%	1.71%	11/19/2014	Approved	Ameren requires upgrades to the existing pump station at Site 9. Board approval required
10	Work stoppage for impacted soil	Other	\$35,602.21	\$0.00	NA	NA	NA	1.12%	1/8/2015	Approved	Work stopped to perform testing due to encountering hydrocarbon odor
11	RW Construction Obstruction	Field	\$80,046.18	\$0.00	4.16	\$ 878,900.00	9.11%	2.51%	1/15/2015	Approved	RW Construction Obstruction due to Cobble Layer during drilling
12	Contract Time Extension	Other	\$0.00	\$0.00	NA	NA	NA	0.00%	2/10/2015	Approved	Contract time extension to June 30, 2015
13	RW 141XB Re-design	Field	\$8,981.67	\$0.00	4.16	\$ 878,900.00	1.02%	0.28%	2/17/2015	Approved	60-slot RW re-design to 40-slot
14	Off-setting Outfall Line of RW 153X	Field	\$948.75	\$0.00	4.16	\$ 878,900.00	0.11%	0.03%	3/6/2015	Approved	Off-setting Outfall Line of RW 153X
15	Clay Cap Benching and Key Volume (3,437 CY)	Other	\$79,051.00	\$0.00	NA	NA	NA	2.48%	8/24/2015	Approved	Clay Cap Benching and Key Volume (3,437 CY) The Clay quantity for the benching was not included in the original BP04 bid tab
17*	Pipe Material Change	Other	\$2,882,782.25	\$0.00	NA	NA	NA	90.36%	12/3/2015	Approved	Pipe material change to meet the Authorized Level flood event design
18*	Flood Event Emergency Pumping at Site 9	Other	\$13,660.00	\$0.00	NA	NA	NA	0.43%	1/20/2016	Approved	Flood Event Emergency Pumping at Site 9

Change Request Number	Description	Change Type (Field, Design, Spec, Other)	Cost to FPD	Cost to Others	As Bid Line Item #	Original Cost of Associated Line Item	% of Original Line Item	% of Original Contract	Date	Status	Comments
19*	Relief Well Quantity Rectification Credit	Other	-\$29,295.61	\$0.00	4.16	\$ 878,900.00	-3.33%	-0.92%	5/18/2016	Approved	Relief Well Quantity Rectification Credit
20*	CA06 Rock Placement; Clay Cap Blanket and Loss Time	Field	\$23,943.00	\$0.00	NA	NA	NA	0.75%	5/18/2016	Approved	CA06 Rock Placement (\$9,553); Clay Cap Blanket and Loss Time (\$14,390)
21*	Clay Cap Bridge; Contract Time Extension to 3/31/17	Field	\$108,620.00	\$0.00	NA	NA	NA	3.40%	8/17/2016	Approved	Clay Cap Bridge; Contract Time Extension to 3/31/17
22*	Relief Well Floor Drains and Casing Pipe Supports Credit	Field	-\$10,656.00	\$0.00	4.16	\$ 878,900.00	-1.21%	-0.33%	8/18/2016	Approved	Plug 18 Relief Well Floor Drains - \$2,214.00; Elimination of 18 casing pipe supports - (\$12,870.00)
23*	Credit PZ Abandonments & Time Extension to 7/31/17	Field	-\$2,400.00	\$0.00	4.2		#DIV/0!	#DIV/0!	3/15/2017	Approved	Credit PZ Abandonments & Time Extension to 7/31/17
24*	Relief Well Conversions Concrete Seals; Siphon Breaker Conduit Replacement	Field	\$11,235.00	\$0.00	4.16	\$ 878,900.00	1.28%	0.35%	3/15/2017	Approved	Relief Well Conversions Concrete Seals; Siphon Breaker Conduit Replacement
25	Contract Time Extension to September 21, 2017 due to high river	Other	\$0.00	\$0.00	NA	NA	NA	0.00%	6/12/2017	Approved	Contract Time Extension to September 21, 2017 due to high river
26	Credit RCP Balancing Quantities	Field	-\$75,949.65	\$0.00	NA	NA	NA	-2.38%	6/22/2017	Approved	Credit RCP Balancing Quantities
Total of Project Change Orders \$3,198,003.25 \$10,598.70										Total	\$ 3,208,601.95

Original Contract Amount Revised Contract Amount % Change from Original Amount
\$3,190,232.45 6,398,834.40 100.58%

*Board approval required

CONTRACT INVOICE LOG

Contractor: Keller Construction, Inc.
22 Illini Drive
Glen Carbon, IL 62034

Project: SWILCD
Construction Package: BP05

Original Contract Amount:	\$ 8,256,481.84	
Change Order #1:	\$ 19,698.78	Locking Sewer Lids per MESD
Change Order #2:	\$ 2,815.00	Gravity Drain Cleanout
Change Order #3:	\$ 1,224.14	Rip Rap Survey
Change Order #4:	\$ 683.99	Manhole Extension
Change Order #5:	\$ 1,863.75	Additional Permits
Change Order #6:	\$ 103,690.00	5 RW Rehabs
Change Order #7:	\$ 31,680.00	PZ Seal Modification
Change Order #8:	\$ 45,199.00	Install 10" Relief Wells instead of 8"
Change Order #9:	\$ 107,201.00	Relief Well Construction Obstruction
Change Order #10:	\$ (5,095.00)	Credit to Remove Vacuum Testing of Manholes
Change Order #11:	\$ -	Contract Time Extension to September 30, 2015
Change Order #12:	\$ (31,680.00)	Delete - PZ Seal Modifications
Change Order #13:	\$ 9,056.25	Remaining Relief Well Permits
Change Order #14:	\$ 110,334.93	60 Slot Relief Well Redesign
Change Order #15:	\$ 83,011.64	Relief Well Construction Obstruction
Change Order #16:	\$ 3,622.38	PZ 875L Alignment Test and Repair
Change Order #17:	\$ 90,000.00	HDPE to RCP Pipe Change-Early Draw for Materials
Change Order #18:	\$ 5,158,639.93	Pipe Material Change to RCP (less CO17)
Change Order #19:	\$ 310,153.93	Flood Event Emergency Pumping at Pump Stations Site 5 & 10
Change Order #20:	\$ 23,178.10	RW Rehab Clean & Test; PZ 875 L
Change Order #21:	\$ (17,715.53)	Credit MOPAC Gates
Change Order #22:	\$ 3,850.10	RW Floor Drain Plugging & Deletion
Change Order #23:	\$ (207,274.33)	Credit Relief Well Quantity Adjustments
Change Order #24:	\$ (714.50)	Credit Delete Casing Pipe Supports
Change Order #25:	\$ 137,693.68	Clay Cap Keyway Subsurface Conditions
Change Order #26:	\$ (8,525.96)	Balancing Quantities Credit HDPE Pipe – 12 Inch
Change Order #27:	\$ 282,641.15	Clay Cap Topsoil/Imported Soil Modification
Change Order #28:	\$ (90,830.56)	Credit Clay Cap Keyway Subsurface Conditions
Total Change Order Amount:	\$6,164,401.87	
Total Revised Contract Amount:	\$14,420,883.71	

Payment Request No.	Pay Request Date	Pay Request Recommended Approval Date	Total Completed to Date (\$)	Amount Retained (10% to 50%) then (5% to 95%)	Total Earned Less Retained (\$)	Amount Invoiced (\$)	Date Paid by FPD	Estimate to Complete Included Retainage (\$)
1	2/28/2014	3/7/2014	\$266,054.00	\$26,605.40	\$239,448.60	\$239,448.60	3/25/2014	\$8,017,033.24
2	3/31/2014	4/16/2014	\$883,107.43	\$88,310.74	\$794,796.69	\$555,348.09	4/22/2014	\$7,461,685.15
3	4/30/2014	4/16/2014	\$1,462,259.11	\$146,225.91	\$1,316,033.20	\$521,236.51	5/22/2014	\$6,960,147.42
4	5/31/2014	6/10/2014	\$1,627,018.16	\$162,701.82	\$1,464,316.34	\$148,283.15	6/19/2014	\$6,814,679.28
5	6/30/2014	7/14/2014	\$1,750,946.56	\$175,094.66	\$1,575,851.90	\$111,535.56	7/17/2014	\$6,704,367.86
6	8/31/2014	9/9/2014	\$2,052,379.42	\$205,237.94	\$1,847,141.48	\$271,289.57	9/15/2014	\$6,433,762.27
7	9/30/2014	10/9/2014	\$2,442,332.85	\$244,233.29	\$2,198,099.57	\$350,958.09	10/16/2014	\$6,084,667.94
8	10/31/2014	11/13/2014	\$3,002,182.98	\$300,218.31	\$2,701,964.67	\$503,865.11	11/18/2014	\$5,684,492.83
9	11/30/2014	12/12/2014	\$3,506,445.51	\$350,644.57	\$3,155,800.94	\$453,836.27	12/18/2014	\$5,262,336.56
10	12/31/2014	1/15/2015	\$3,740,982.49	\$374,098.27	\$3,366,884.22	\$211,083.28	1/26/2015	\$5,051,253.28
11	1/31/2015	2/6/2015	\$4,088,696.15	\$408,869.64	\$3,679,826.51	\$312,942.29	2/18/2015	\$4,885,615.99
12	2/28/2015	3/9/2015	\$4,251,060.82	\$425,106.10	\$3,825,954.72	\$146,128.21	3/19/2015	\$4,739,487.78
13	3/31/2015	4/10/2015	\$5,082,851.69	\$508,285.19	\$4,574,566.50	\$748,611.78	4/16/2015	\$3,990,876.00
14	4/30/2015	5/12/2015	\$5,497,369.50	\$274,868.49	\$5,222,501.01	\$647,934.51	5/18/2015	\$3,513,664.31
15	5/31/2015	6/10/2015	\$6,007,102.52	\$300,355.14	\$5,706,747.38	\$484,246.37	6/16/2015	\$3,029,417.94
16	6/30/2015	7/7/2015	\$6,065,079.91	\$303,254.01	\$5,761,825.90	\$55,078.52	7/14/2015	\$2,974,339.42
17	7/31/2015	8/3/2015	\$6,123,848.73	\$306,192.45	\$5,817,656.28	\$55,830.38	8/20/2015	\$2,918,509.04
18	8/31/2015	9/11/2015	\$6,134,110.93	\$306,706.56	\$5,827,404.37	\$9,749.09	9/16/2015	\$2,912,383.33
19	9/30/2015	10/8/2015	\$6,162,786.16	\$308,139.32	\$5,854,646.84	\$27,241.47	10/21/2015	\$2,885,140.86
20	10/31/2015	11/13/2015	\$6,186,400.94	\$309,320.06	\$5,877,080.88	\$22,434.04	11/17/2015	\$2,952,706.82
21	11/30/2016	1/8/2016	\$6,186,400.94	\$311,981.05	\$5,874,419.89	(\$2,660.99)	Adjust for Retention-Apply to Req 22	

Payment Request No.	Pay Request Date	Pay Request Recommended Approval Date	Total Completed to Date (\$)	Amount Retained (10% to 50%) then (5% to 95%)	Total Earned Less Retained (\$)	Amount Invoiced (\$)	Date Paid by FPD	Estimate to Complete Included Retainage (\$)
22	12/1/2015	1/8/2016	\$6,212,507.17	\$314,408.19	\$5,898,098.98	\$21,018.10	1/20/2016	\$8,090,328.65
23	1/30/2016	2/5/2016	\$6,588,304.41	\$332,344.71	\$6,255,959.70	\$357,860.72	2/17/2016	\$8,042,621.86
24	2/29/2016	3/8/2016	\$6,598,658.81	\$333,380.15	\$6,265,278.66	\$9,318.96	3/17/2016	\$8,033,302.90
25	3/31/2016	4/4/2016	\$6,697,823.07	\$338,187.33	\$6,359,635.74	\$94,357.08	4/20/2016	\$7,962,123.92
26	4/30/2016	5/11/2016	\$6,744,735.45	\$342,695.08	\$6,402,040.37	\$42,404.63	5/17/2016	\$7,902,003.76
27	5/31/2016	6/10/2016	\$6,749,705.45	\$342,943.58	\$6,406,761.87	\$4,721.50	6/16/2016	\$7,897,282.26
28	7/31/2016	8/2/2016	\$6,762,439.93	\$343,580.30	\$6,418,859.63	\$12,097.76	8/15/2016	\$7,889,034.60
29	8/31/2016	9/9/2016	\$6,805,013.50	\$342,120.96	\$6,462,892.54	\$44,032.91	9/20/2016	\$7,637,727.36
30	9/30/2016	10/6/2016	\$6,918,376.86	\$347,789.14	\$6,570,587.72	\$107,695.18	10/11/2016	\$7,530,032.18
31	10/31/2016	11/9/2016	\$7,426,077.72	\$398,134.94	\$7,027,942.78	\$457,355.06	11/16/2016	\$7,071,962.62
32	11/30/2016	12/5/2016	\$8,356,329.18	\$490,688.02	\$7,865,641.16	\$837,698.38	12/23/2016	\$6,234,264.24
33	12/31/2016	1/5/2017	\$9,064,873.28	\$342,820.60	\$8,722,052.68	\$856,411.52	1/19/2017	\$5,377,852.72
34	1/31/2017	2/3/2017	\$10,476,583.85	\$347,842.61	\$10,128,741.24	\$1,406,688.56	2/15/2017	\$3,971,164.16
35	2/28/2017	3/3/2017	\$11,660,319.35	\$398,802.86	\$11,261,516.49	\$1,132,775.25	3/14/2017	\$2,838,388.91
36	3/31/2017	4/7/2017	\$12,141,797.34	\$422,785.46	\$11,719,011.88	\$457,495.39	4/19/2017	\$2,380,893.52
37	4/30/2017	5/8/2017	\$12,163,132.74	\$423,852.23	\$11,739,280.51	\$20,268.63	5/15/2017	\$2,498,318.57
38	4/30/2017	5/8/2017	\$12,172,337.94	\$317,063.24	\$11,855,274.70	\$115,994.19	6/14/2017	\$2,373,798.42
39	6/30/2017	7/7/2017	\$12,199,186.44	\$317,446.80	\$11,881,739.64	\$26,464.94	7/19/2017	\$2,347,333.48
40	7/31/2017	8/10/2017	\$12,350,346.99	\$332,562.86	\$12,017,784.13	\$136,044.49	8/15/2017	\$2,211,288.99
41	8/31/2017	9/8/2017	\$13,185,346.99	\$151,455.32	\$13,033,891.67	\$1,016,107.54	9/19/2017	\$1,195,181.45
42	9/18/2017	9/18/2017	\$13,858,284.46	\$185,102.19	\$13,673,182.27	\$639,290.60	10/2/2017	\$555,890.85
43	9/30/2017	10/4/2017	\$14,248,879.14	\$204,631.92	\$14,044,247.22	\$371,064.95	10/17/2017	\$376,636.49
44	10/15/2017	10/23/2017	\$14,390,199.71	\$211,697.95	\$14,178,501.76	\$134,254.54	10/24/2017	\$242,381.95
45	10/31/2017	11/6/2017	\$14,420,883.71	\$213,232.15	\$14,207,651.56	\$29,149.80		\$213,232.15

TITLE: CONSTRUCTION CHANGE ORDER LOG

CLIENT: Southwestern Illinois Flood Prevention District Council
PROJECT: Bid Package 05

PROJECT NUMBER: SIFPDC-BP05

Change Request Number	Description	Change Type (Field, Design, Spec, Other)	Cost to FPD	Cost to Others	As Bid Line Item #	Original Cost of Associated Line Item	% of Original Line Item	% of Original Contract	Date	Status	Comments
1*	Locking Sewer Lids	Other	\$0.00	\$19,698.78	5.18-5.22	\$ 113,685.00	17.33%	0.24%	3/18/2014	Approved	To be paid by MESD Levee District
2	Gravity Drain Cleaning	Field	\$2,815.00	\$0.00	5.29	\$ 67,225.00	4.19%	0.03%	4/16/2014	Approved	Anticipated \$2,815.00 change to accommodate field condition and constructability
3	Rip Rap Survey	Field	\$1,224.14	\$0.00	NA	NA	NA	0.01%	6/18/2014	Approved	Operator and equipment cost for assistance with survey done on rip rap discovered on railroad embankment
4	Manhole JN1601 Extension	Field	\$683.99	\$0.00	5.21	\$ 9,325.00	7.34%	0.01%	7/18/2014	Approved	4ft extension due to BP05 and BP2B grade conflict
5	Permits for relief well conversions due to change with IL Public Health Dept	Other	\$1,863.75	\$0.00	5.26	\$ 211,728.64	0.88%	0.02%	10/30/2014	Approved	Permits for relief well conversions due to change with IL Public Health Dept; Owner will be responsible for all permits and fees
6	Relief Wells Rehabs	Other	\$103,690.00	\$0.00	NA	NA	NA	1.26%	10/30/2014	Approved	Relief well rehabilitations in the plans but were omitted from the bid tab
7*	PZ Seal Modifications	Design	\$31,680.00	\$0.00	5.22	\$ 171,680.00	18.45%	0.38%	11/19/2014	Approved	The new detail extends the concrete seal 4' below ground surface which should provide more stability for the above-grade part of the piezometer.
8	Installation and testing of 10" Relief Wells instead of 8" Wells	Design	\$45,199.00	\$0.00	5.28	\$ 2,156,379.63	2.10%	0.55%	2/2/2015	Approved	Based on site-specific designs performed after pilot hole drilling, ten wells were final-designed with 10" diameter screens and risers to optimize well length and/or meet the USACE entrance velocity standard.
9*	RW Construction Obstruction	Field	\$107,201.00	\$0.00	5.27 5.28	\$ 3,204,234.48	3.35%	1.30%	1/15/2015	Approved	RW Construction Obstruction due to Cobble Layer during drilling; submitted January 21, 2015 for Board approval
10	Credit-Remove Vacuum Testing of Manholes	Other	\$ (5,095.00)	\$0.00	5.18-5.21	\$ 113,685.00	-4.48%	-0.06%	2/2/2015	Approved	PCN approved to remove the requirements for ASTM C1244 Standard Test Method for Concrete Sewer
11	Contract Time Extension	Other	\$0.00	\$0.00	NA	NA	NA	0.00%	2/10/2015	Approved	Contract Time Extension to September 30, 2015
12	Delete - PZ Seal Modifications	Other	\$ (31,680.00)	\$0.00	5.22	\$ 171,680.00	-18.45%	-0.38%	4/16/2015	Approved	Delete piezometer seal modifications
13	Remaining Relief Well Permits	Other	\$9,056.25	\$0.00	NA	NA	NA	0.11%	4/16/2015	Approved	Per spec sec 00 800 par 6.4-Owner will be responsible for all permits and fees
14	60 Slot Relief Well Redesign	Field	\$110,334.93	\$0.00	5.27 5.28	\$ 3,204,234.48	3.44%	1.34%	4/16/2015	Approved	60 Slot Relief Well Redesign

TITLE: CONSTRUCTION CHANGE ORDER LOG

CLIENT: Southwestern Illinois Flood Prevention District Council
PROJECT: Bid Package 05

PROJECT NUMBER: SIFPDC-BP05

Change Request Number	Description	Change Type (Field, Design, Spec, Other)	Cost to FPD	Cost to Others	As Bid Line Item #	Original Cost of Associated Line Item	% of Original Line Item	% of Original Contract	Date	Status	Comments
15	RW Construction Obstruction	Field	\$83,011.64	\$0.00	5.27 5.28	\$ 3,204,234.48	2.59%	1.01%	5/15/2015	Within approved budget	RW Construction Obstruction due to Cobble Layer during drilling; submitted January 21, 2015 for Board approval
16	PZ 875L Alignment Test and Repair	Field	\$3,622.38	\$0.00	NA	NA	NA	0.04%	7/7/2015	Approved	Alignment test and repairs
17	HDPE to RCP Pipe Change-Early Draw	Other	\$90,000.00	\$0.00	NA	NA	NA	1.09%	10/16/2015	Approved	HDPE to RCP Pipe Change; Early draw to order materials
18*	Pipe Material Change	Other	\$5,158,639.93	\$0.00	NA	NA	NA	62.48%	12/16/2015	Approved	HDPE to RCP Pipe Change
19*	Flood Event Emergency Pumping at Pump Stations Site 5 & 10	Other	\$310,153.93	\$0.00	NA	NA	NA	3.76%	1/20/2016	Approved	Flood Event Emergency Pumping at Pump Stations Site 5 & 10
20*	RW Rehab Clean & Test; PZ 875 L	Other	\$23,178.10	\$0.00	5.22 5.23 NA	\$ 181,620.00	0.28%	0.16%	3/18/2016	Approved	RW Rehab Clean & Test; PZ 875 L
21	Credit change Mopac Sluice Gate	Other	-\$17,715.53	\$0.00	5.30 5.32	\$ 157,587.00	-11.24%	-0.21%	3/31/2016	Approved	Credit change Mopac Sluice Gate
22*	RW Floor Drain Plugging & Deletion	Field	\$3,850.10	\$0.00	NA	NA	NA	0.05%	7/20/2016	Approved	RW Floor Drain Plugging & Deletion
23*	Credit Relief Well Quantity Adjustments	Field	-\$207,274.33	\$0.00	5.27 5.28	\$ 3,204,234.48	-6.47%	-2.51%	8/17/2016	Approved	Credit Relief Well Quantity Adjustments
24	Credit Delete Casing Pipe Supports	Other	-\$714.50	\$0.00	5.27 5.28	\$ 3,204,234.48	-0.02%	-0.01%	11/1/2016	Approved	Credit Delete Casing Pipe Supports
25*	Clay Cap Keyway Subsurface Conditions Time Ext to 11/15/17	Field	\$137,693.68	\$0.00	5.08	\$ 1,882,247.68	7.32%	1.67%	4/19/2017	Approved	Clay Cap Keyway Subsurface Conditions; Time Ext to 11/15/17
26	Balancing Quantities Credit HDPE Pipe - 12 Inch	Other	-\$8,525.96	\$0.00	5.12	\$ 244,662.00	-3.48%	-0.10%	6/8/2017	Approved	Balancing Quantities Credit HDPE Pipe - 12 Inch
27	Clay Cap Topsoil/Imported Soil Modification	Other	\$282,641.15	\$0.00	NA	NA	NA	3.42%	9/20/2017	Approved	Clay Cap Topsoil/Imported Soil Modification
28	Credit Clay Cap Keyway Subsurface Conditions	Other	-\$90,830.56	\$0.00	5.08	\$ 1,882,247.68	-4.83%	-1.10%	9/20/2017	Approved	Credit Clay Cap Keyway Subsurface Conditions
Total of Project Change Orders			\$6,144,703.09	\$19,698.78							\$6,164,401.87
Original Contract Amount			\$8,256,481.84	14,420,883.71							
Revised Contract Amount											
				% Change from Original Amount							
											74.66%

*Board approval required

CONTRACT INVOICE LOG

Contractor: The Lane Construction Corporation
 90 Fieldstone Ct.
 Cheshire, CT 06410-1212

Project: SWILCD 56317001.008.0017
Construction Package: BP06
Original Contract Amount: \$12,857,127.75

Change Order #1:	\$0.00	Spiral Wound Slip Lining
Change Order #2:	\$1,870.00	Bronze Survey Markers
Change Order #3:	\$132,809.60	Red Flint Filter Pack Material
Change Order #4:	\$12,040.40	Air Testing of HDPE Storm Sewer Pipe 12" 18" and 24"
Change Order #5:	\$29,566.29	SaniTite pipe upgrade and air testing on 30"-42" pipe
Change Order #6:	\$26,950.00	Vacuum testing manholes
Change Order #7:	\$205,863.75	Additional Pilot Hole Drilling & Additional Pilot Hole Sampling
Change Order #8:	\$4,210.00	Raise to Grade Piezometer
Change Order #9:	\$9,504.00	Modify Piezometer
Change Order #10:	\$18,339.63	12" Surface Aggregate
Change Order #11:	\$1,282,932.15	Relief Well Quantity Changes
Change Order #12:	\$37,935.66	Various Changes for Board Approval
Change Order #13:	\$43,664.49	Various Changes for Board Approval
Change Order #14:	\$177,854.69	Relief Well Construction Obstruction
Change Order #15:	\$0.00	Contract Time Extension to September 30, 2015
Change Order #16:	\$10,004.04	Concrete Headwall and Flap Gate at RW-200X; HDPE pipe 12 inch added to P-200X; HDPE pipe 12 inch added to 70-C; Manhole – 48 inch deleted JN-70 C; HDPE pipe 12 inch
Change Order #17:	(\$10,106.25)	Credit-Remove Vacuum Testing of Manholes
Change Order #18:	\$63,230.97	60 Slot Relief Well Redesign
Change Order #19:	\$20,923.32	Relief Well Construction Obstruction
Change Order #20:	\$17,910.08	Abandon Existing PZ P37 12" Agg Surface Abandon Existing PZ 239L and install new PZ
Change Order #21:	\$4,562.64	Relief Well Construction Obstruction
Change Order #22:	\$83,071.89	RCP at Pulcher's Driveway and Increase in Relief Well Quantities
Change Order #23:	\$38,213.76	Emergency T&M Work - Flood Event June 2015; Modifications to PDP/FL Piezometers 204L, 537L, and 679L
Change Order #24:	\$14,496.25	Collection Pipe P 145X
Change Order #25:	\$0.00	Contract Time Extension to December 31, 2015
Change Order #26:	\$3,770.53	Right of Way Monuments Resetting @ stations 338+00 and 533+00
Change Order #27:	\$0.00	Contract Time Extension
Change Order #28:	\$123,507.94	Pipeline Repair
Change Order #29:	\$0.00	Contract Time Extension to September 8, 2016
Change Order #30:	\$218,282.42	Remob for RWs; Quantity Adjustments for Berms and Clay Cap
Change Order #31:	\$79,992.22	Pulcher Drainage Improvements
Change Order #32:	-\$72,271.08	Credit Various Work Items Pipe Casing, Pipe Repair, Fernco, Pulcher
Total Change Order Amount:	\$2,579,129.39	
Total Revised Contract Amount:	\$15,436,257.14	

Payment Request No.	Pay Request Date	Pay Request Recommended Approval Date	Total Completed to Date (\$)	Amount Retained (10% to 50%) then (5% to 95%)	Total Earned Less Retainage	Amount Invoiced (\$)	Date Paid by FPD	Estimate to Complete Including Retainage (\$)
1	12/1/2013	12/9/2013	\$85,500.00	\$8,550.00	\$76,950.00	\$76,950.00	12/20/2013	\$12,780,177.75
2	1/1/2014	2/10/2014	\$302,624.00	\$30,262.40	\$272,361.60	\$195,411.60	2/20/2014	\$12,584,766.15
3	2/3/2014	2/10/2014	\$1,082,723.00	\$108,272.30	\$974,450.70	\$702,089.10	2/20/2014	\$11,882,677.05
4	3/1/2014	3/14/2014	\$1,486,548.00	\$148,654.80	\$1,337,893.20	\$363,442.50	3/25/2014	\$11,519,234.55
5	4/1/2014	4/16/2014	\$2,819,792.90	\$281,979.29	\$2,537,813.61	\$1,199,920.41	4/22/2014	\$10,321,184.14
6	5/1/2014	5/13/2014	\$3,912,098.90	\$391,209.89	\$3,520,889.01	\$983,075.40	5/22/2014	\$9,338,108.74
7	6/1/2014	6/10/2014	\$4,741,611.90	\$474,161.19	\$4,267,450.71	\$746,561.70	6/19/2014	\$8,591,547.04
8	7/1/2014	7/14/2014	\$5,406,637.90	\$540,663.79	\$4,865,974.11	\$598,523.40	7/17/2014	\$8,125,833.24
9	8/1/2014	8/8/2014	\$5,785,001.65	\$578,500.17	\$5,206,501.49	\$340,527.38	8/19/2014	\$8,073,440.31
10	9/3/2014	9/5/2014	\$6,053,869.33	\$605,386.93	\$5,448,482.40	\$241,980.91	9/15/2014	\$7,849,799.02
11	10/1/2014	10/3/2014	\$6,752,179.87	\$675,217.99	\$6,076,961.88	\$628,479.49	10/16/2014	\$8,504,251.69
12	11/1/2014	11/10/2014	\$7,466,202.56	\$746,620.26	\$6,719,582.30	\$642,620.41	11/18/2014	\$7,899,566.94
13	12/1/2014	12/8/2014	\$8,071,969.19	\$807,196.92	\$7,264,772.27	\$545,189.97	12/18/2014	\$7,398,041.46
14	1/1/2015	1/13/2015	\$9,086,036.15	\$454,301.81	\$8,631,734.33	\$1,366,962.07	1/26/2015	\$6,031,079.39
15	2/1/2015	2/6/2015	\$10,631,046.43	\$531,552.32	\$10,099,494.11	\$1,467,759.77	2/18/2015	\$4,741,174.30

Payment Request No.	Pay Request Date	Pay Request Recommended Approval Date	Total Completed to Date (\$)	Amount Retained (10% to 50%) then (5% to 95%)	Total Earned Less Retainage	Amount Invoiced (\$)	Date Paid by FPD	Estimate to Complete Including Retainage (\$)
16	3/1/2015	3/9/2015	\$11,159,175.28	\$557,958.76	\$10,601,216.51	\$501,722.40	3/19/2015	\$4,249,455.94
17	4/1/2015	4/10/2015	\$12,128,575.99	\$606,428.80	\$11,522,147.19	\$920,930.68	4/16/2015	\$3,381,649.98
18	5/1/2015	5/8/2015	\$13,089,041.43	\$654,452.07	\$12,434,589.36	\$912,442.17	5/18/2015	\$2,490,131.13
19	6/1/2015	6/5/2015	\$13,723,208.55	\$686,160.43	\$13,037,048.13	\$602,458.77	6/16/2015	\$1,910,145.08
20	7/1/2015	7/6/2015	\$14,005,443.45	\$700,272.17	\$13,305,171.28	\$268,123.15	7/14/2015	\$1,725,093.82
21	8/1/2015	8/7/2015	\$14,045,434.28	\$702,271.71	\$13,343,162.57	\$37,991.28	8/20/2015	\$1,725,316.29
22	9/1/2015	9/11/2015	\$14,070,459.28	\$703,522.96	\$13,366,936.32	\$23,773.75	9/16/2015	\$1,716,038.79
23	10/1/2015	10/9/2015	\$14,194,301.91	\$654,204.74	\$13,540,097.17	\$173,158.86	10/21/2015	\$1,542,877.94
24	11/1/2015	11/13/2015	\$14,466,220.84	\$667,802.68	\$13,798,418.16	\$258,322.99	11/17/2015	\$1,284,556.95
25	12/1/2015	12/8/2015	\$14,586,512.09	\$673,817.24	\$13,912,694.85	\$114,276.68	12/17/2015	\$1,170,280.26
26	1/1/2016	1/8/2016	\$14,671,739.09	\$678,078.59	\$13,993,660.50	\$80,965.65	1/20/2016	\$1,093,085.14
27	2/1/2016	2/5/2016	\$14,690,989.09	\$679,041.09	\$14,011,948.00	\$18,287.50	2/17/2016	\$1,074,797.64
28	3/31/2016	4/14/2016	\$14,734,532.27	\$420,767.79	\$14,313,764.48	\$301,816.49	4/20/2016	\$772,981.15
29	4/30/2016	5/12/2016	\$14,890,787.97	\$429,290.09	\$14,461,497.88	\$147,733.40	5/17/2016	\$748,755.70
30	5/31/2016	6/10/2016	\$15,014,310.95	\$486,735.97	\$14,527,574.98	\$66,077.10	6/16/2016	\$682,678.60
31	6/30/2016	7/7/2016	\$15,070,725.18	\$371,548.01	\$14,699,177.17	\$171,602.19	7/15/2016	\$511,076.41
32	7/31/2016	8/2/2016	\$15,295,183.00	\$373,143.70	\$14,922,039.30	\$222,862.13	8/15/2016	\$506,496.70
33	8/31/2016	9/9/2016	\$15,319,884.59	\$373,143.70	\$14,946,740.89	\$24,701.59	9/20/2016	\$481,795.11
34	10/31/2016	11/9/2016	\$15,383,878.36	\$373,143.69	\$15,010,734.67	\$63,993.78	11/16/2016	\$497,793.55
35	11/30/2016	12/5/2016	\$15,427,757.16	\$366,735.97	\$15,061,021.19	\$50,286.52	12/23/2016	\$375,235.95
36	1/31/2017	2/2/2017	\$15,436,257.14	\$366,735.97	\$15,069,521.17	\$8,499.98	2/15/2017	\$0.00

* \$366,735.97 submitted to Monroe County Circuit Court for the lien from MSI; final payment made to Lane Construction

TITLE: CONSTRUCTION CHANGE ORDER LOG

CLIENT: Southwestern Illinois Flood Prevention District Council
PROJECT: Bid Package 06

PROJECT NUMBER: SIFPDC-BP06

Change Request Number	Description	Change Type (Field, Design, Spec, Other)	Cost to FPD	Cost to Others	As Bid Line Item #	Original Cost of Associated Line Item	% of Original Line Item	% of Original Contract	Date	Status	Comments
1	Spiral Wound (Slip-Lining)	Spec	\$0.00	\$0.00	6.20	\$ 1,629,000.00	0.00%	0.00%	2/27/2014	Approved	Specification change to coordinate and be consistent with material and methods used by Corps of Engineers
2	Bronze Survey Markers	Spec	\$1,870.00	\$0.00	6.40	\$ 1,039,884.00	0.18%	0.01%	3/18/2014	Approved	Specification change to make consistent with other bid packages. Comments back from Corps of Engineers on other bid packages but was missed on this bid package.
3	Red Flint Filter Pack	Spec	\$132,809.60	\$0.00	6.39 6.40	\$ 1,806,432.00	7.35%	1.03%	6/20/2014	Approved	Specification change as required by the Corp of Engineers. The change order cost of \$132,809.60 is based on original bid quantities and may increase based on final relief well design. If final quantities result in increase of 10% above original line item, Board approval required
4	Air Testing of HDPE Storm Sewer Pipe 12" 18" and 24"	Spec	\$12,040.40	\$0.00	NA	NA	NA	0.09%	7/17/2014	Approved	Specification change to make consistent with other bid packages.
5*	SaniTite pipe upgrade and air testing on 30"-42" pipe	Spec	\$29,566.29	\$0.00	6.25 6.26 6.27	\$ 149,797.00	19.74%	0.23%	7/17/2014	Approved	Specification change to make consistent with other bid packages. Board approval required
6	Vacuum testing manholes	Spec	\$26,950.00	\$0.00	NA	NA	NA	0.21%	7/17/2014	Approved	Specification change to make consistent with other bid packages. Board approval required
7*	Additional Pilot Hole Drilling & Additional Pilot Hole Sampling	Design	\$205,863.75	\$0.00	6.38	\$ 251,775.00	81.76%	1.60%	7/17/2014	Approved	Design change to accommodate actually quantities. Bid quantities were very preliminary since no pilot holes were drilled at the time and Amec had not received the USACE design template for relief wells. Board approval required
8*	Raise to Grade Piezometer	Field	\$4,210.00	\$0.00	6.45	\$ 21,050.00	20.00%	0.03%	7/17/2014	Approved	PZ 689L to be raised to grade to accommodate field conditions. Board approval required
9	Modify Piezometer	Field	\$9,504.00	\$0.00	6.43	\$ 132,960.00	7.15%	0.07%	7/18/2014	Approved	Modify piezometers seal to provide additional concrete
10	Surface Aggregate	Design	\$18,339.63	\$0.00	NA	NA	NA	0.14%	8/25/2014	Approved	12 inch Aggregate Surface Course, Type A" item for driveways and field access roads. This was not included in the original proposal and was added per detail on sheet CC-C513 and various plan sheets showing the locations.
11*	Relief Well Quantity Change	Design	\$1,282,932.15	\$0.00	6.39 6.40	\$ 1,806,432.00	71.02%	9.98%	9/12/2014	Approved	Additional quantities required due to deeper pilot holes required to achieve necessary penetration. Board approval required.
12*	Additional 50VF of Pilot Hole Drilling; Decrease RW Add Riser 1 EA; Add RW Abandonment 1 EA; PZ 679R Convert to Below Grade Piezometer; T&M 2 Clay Cap Undercut	Field	\$37,935.66	\$0.00	6.09 6.38 6.42 6.46 6.32	\$ 575,290.00	6.59%	0.30%	10/10/2014	Approved	See change order summary presented to Board for review and approval in the October 15, 2014 Board Meeting
13*	Hydraulic structure painting of the 84" bulkhead; T&M 3 Clay Cap Undercut; Modify PZ Raise to Grade to PZ Raise to Grade Special	Field	\$43,664.49	\$0.00				0.34%	11/19/2014	Approved	Board approval required
14*	RW Construction Obstruction	Field	\$177,854.69	\$0.00	6.39 6.40	\$ 1,806,432.00	9.85%	1.38%	1/21/2015	Approved	RW Construction Obstruction due to Cobble Layer during drilling. Board approval required.
15	Contract Time Extension	Other	\$0.00	\$0.00	NA	NA	NA	0.00%	2/10/2015	Approved	Contract Time Extension to September 30, 2015

TITLE: CONSTRUCTION CHANGE ORDER LOG

CLIENT: Southwestern Illinois Flood Prevention District Council
PROJECT: Bid Package 06

PROJECT NUMBER: SIFPDC-BP06

Change Request Number	Description	Change Type (Field, Design, Spec, Other)	Cost to FPD	Cost to Others	As Bid Line Item #	Original Cost of Associated Line Item	% of Original Line Item	% of Original Contract	Date	Status	Comments
16*	Concrete Headwall and Flap Gate at RW-200X; HDPE pipe 12 inch added to P-200X; HDPE pipe 12 inch added to 70-C; Manhole – 48 inch deleted JN-70 C; HDPE pipe 12 inch deleted P-S516 for 70C.	Field	\$10,004.04	\$0.00	6.39 6.40	\$ 1,806,432.00	0.55%	0.08%	2/12/2015	Approved	Change Description submitted in change order memo for Board approval 2/18/15
17	Credit-Remove Vacuum Testing of Manholes		\$ (10,106.25)	\$0.00	NA	NA	NA	-0.08%	3/4/2015	Approved	PCN approved to remove the requirements for ASTM C1244 Standard Test Method for Concrete Sewer
18*	60 Slot Relief Well Redesign	Field	\$63,230.97	\$0.00	6.40	\$ 1,039,884.00	6.08%	0.49%	3/18/2015	Approved	60-slot RW re-design to 40-slot; Board approval required
19	RW Construction Obstruction	Field	\$20,923.32	\$0.00	6.39 6.40	\$ 1,806,432.00	1.16%	0.16%	5/8/2015	Approved	RW Construction Obstruction due to Cobble Layer during drilling. To be processed under budget Board approved 1/21/15
20*	Abandon Existing PZ P37 12" Agg Surface Abandon Existing PZ 239L and install new PZ	Field	\$17,910.08	\$0.00	6.04 6.43 6.44	\$ 554,700.00	3.23%	0.14%	5/15/2015	Approved	Changes proposed to accommodate field conditions. Board approval required.
21	RW Construction Obstruction	Field	\$4,562.64	\$0.00	6.39 6.40	\$ 1,806,432.00	0.25%	0.04%	5/29/2015	Approved	RW Construction Obstruction due to Cobble Layer during drilling. To be processed under budget Board approved 1/21/15
22*	RCP at Pulcher's Driveway Increase in Relief Well Quantities	Field	\$83,071.89	\$0.00	6.39 6.40	\$ 1,806,432.00	4.60%	0.65%	6/17/2015	Approved	RCP at Pulcher's Driveway Increase in Relief Well Quantities Board approval required
23*	Emergency T&M Work - Flood Event June 2015; Modifications to PDP/FL Piezometers 204L, 537L, and 679L	Field	\$38,213.76	\$0.00	NA	NA	NA	0.30%	7/15/2015	Approved	Emergency T&M Work - Flood Event June 2015; Modifications to PDP/FL Piezometers 204L, 537L, and 679L
24*	Collection Pipe P 145X	Field	\$14,496.25	\$0.00	NA	NA	NA	0.11%	8/19/2015	Approved	Extra work to accommodate field conditions related to Collection Pipe P 145X; Board approval required
25	Contract Time Extension	Other	\$0.00	\$0.00	NA	NA	NA	0.00%	2/10/2015	Approved	Substantial Completion by December 31, 2015(excludes permanent seeding); Final Completion April 14, 2016
26	Right of Way Monuments Resetting @ stations 338+00 and 533+00	Field	\$3,770.53	\$0.00	NA	NA	NA	0.03%	12/16/2015	Approved	Right of Way Monuments Resetting @ stations 338+00 and 533+00
27*	Contract Time Extension	Other	\$0.00	\$0.00	NA	NA	NA	0.00%	5/6/2016	Approved	94 additional working days to be added to the contract time due to weather/river delays. New contract dates to be 7/26/16 substantial and 8/26/16 final.
28*	Pipeline Repair	Field	\$123,507.94	\$0.00	NA	NA	NA	0.96%	3/18/2016	Approved	Village of East Carondelet Pipeline Repair; approved in March Board meeting. (This change order includes \$29,950 approved by Board in Sept. 2015 and \$93,557.94 approved by Board in March 2016.)
29	Contract Time Extension	Other	\$0.00	\$0.00	NA	NA	NA	0.00%	7/5/2016	Approved	7 additional working days to be added to the contract time due to weather/river delays. New contract final completion date to become 9/8/16.

TITLE: CONSTRUCTION CHANGE ORDER LOG

CLIENT: Southwestern Illinois Flood Prevention District Council
PROJECT: Bid Package 06

PROJECT NUMBER: SIFPDC-BP06

Change Request Number	Description	Change Type (Field, Design, Spec, Other)	Cost to FPD	Cost to Others	As Bid Line Item #	Original Cost of Associated Line Item	% of Original Line Item	% of Original Contract	Date	Status	Comments
30*	Remobilization Charge for RW 70A, 70B, and 70C; Quantity rectification for Seepage Berms and Clay Caps	Other	\$218,282.42	\$0.00	NA	NA	NA	1.70%	7/20/2016	Approved	Remobilization Charge for RW 70A, 70B, and 70C; Quantity rectification for Seepage Berms and Clay Caps ; Board approval required.
31*	Pulcher Drainage Improvements	Field	\$79,992.22	\$0.00	NA	NA	NA	0.62%	9/30/2016	Approved	Pulcher Drainage Improvements approved by Board May 18, 2016
32	Credit Various Work Items	Other	-\$72,271.08	\$0.00	NA	NA	NA	-0.56%	11/16/2016	Approved	Credit Various Work Items Pipe Casing, Pipe Repair, Fernco, Pulcher
Total			\$2,579,129.39	\$0.00						Total	\$ 2,579,129.39
Original Contract Amount			\$12,857,127.75								
Revised Contract Amount			\$15,436,257.14	20.06%							

*Board approval required

CONTRACT INVOICE LOG

Contractor: TREVIICOS South
 38 Third Ave. 3rd Floor
 Boston National Historic Park
 Charlestown, MA 02129

Project: SWILCD
Construction Package: BP7B (Re-Bid)

Original Contract Amount:	\$13,991,000.00	
Change Order #1:	\$0.00	Contract Time Extension
Change Order #2:	\$150,900.00	Verification Coring and Extra Rock
Change Order #3:	\$81,471.82	Panel 78 Bite P2 Replacement
Change Order #4:	\$35,123.82	Slurry Cutoff Wall Overage
Change Order #5:	\$125,189.36	Bike Trail Revisions
Change Order #6:	\$428,578.26	Flood Event Damage Dec 2015 and Jan 2016
Change Order #7:	\$148,674.63	Relief Well Drilling Alternate Solution; Time extension to 9/29/17
Change Order #8:	-\$41,213.60	RW Abandonment and Qty Balancing; Time Ext to Nov 15th
Total Change Order Amount:	\$928,724.29	
Total Revised Contract Amount:	\$14,919,724.29	

Payment Request No.	Pay Request Date (Period To:)	Pay Request Recommended Approval Date	Total Completed to Date (\$)	Amount Retained (10% to 50%) then (5% to 95%)	Total Earned Less Retained (\$)	Amount Invoiced (\$)	Date Paid by FPD	Estimate to Complete Including Retainage (\$)
1	6/30/2015	7/16/2015	\$350,000.00	\$35,000.00	\$315,000.00	\$315,000.00	7/20/2015	\$13,676,000.00
2	7/31/2015	8/12/2015	\$616,339.20	\$61,633.92	\$554,705.28	\$239,705.28	8/20/2015	\$13,436,294.72
3	8/31/2015	9/11/2015	\$1,561,850.70	\$156,185.07	\$1,405,665.63	\$850,960.35	9/16/2015	\$12,585,334.37
4	9/30/2015	10/13/2015	\$3,045,825.87	\$304,582.59	\$2,741,243.28	\$1,335,577.65	10/21/2015	\$11,249,756.72
5	10/31/2015	11/13/2015	\$3,666,233.98	\$366,623.40	\$3,299,610.58	\$558,367.30	11/17/2015	\$10,691,389.42
6	11/30/2015	12/4/2015	\$3,861,733.98	\$386,173.40	\$3,475,560.58	\$175,950.00	12/17/2015	\$10,515,439.42
7	12/31/2015	1/8/2016	\$4,822,985.68	\$482,298.57	\$4,340,687.11	\$865,126.53	1/20/2016	\$9,650,312.89
8	1/31/2016	2/8/2016	\$6,161,020.23	\$616,102.02	\$5,544,918.21	\$1,204,231.10	2/17/2016	\$8,446,081.79
9	2/29/2016	3/9/2016	\$8,353,561.13	\$766,225.51	\$7,587,335.62	\$2,042,417.41	3/17/2016	\$6,403,664.38
10	3/31/2016	4/12/2016	\$11,312,150.77	\$914,155.00	\$10,397,995.77	\$2,810,660.15	4/20/2016	\$3,593,004.23
11	4/30/2016	5/12/2016	\$12,233,884.46	\$960,241.68	\$11,273,642.78	\$875,641.01	5/17/2016	\$2,984,858.86
12	5/31/2016	6/10/2016	\$12,667,851.08	\$981,940.01	\$11,685,911.07	\$412,268.28	6/16/2016	\$2,572,590.58
13	6/30/2016	7/6/2016	\$13,147,536.91	\$657,376.85	\$12,490,160.07	\$804,249.00	7/15/2016	\$1,893,530.94
14	7/31/2016	8/3/2016	\$13,901,247.73	\$695,062.39	\$13,206,185.34	\$716,025.28	8/15/2016	\$1,606,083.92
15	8/31/2016	8/31/2016	\$14,200,035.60	\$46,578.61	\$14,153,456.99	\$947,271.65	9/20/2016	\$658,812.27
16	9/30/2016	10/6/2016	\$14,297,251.87	\$9,939.42	\$14,287,312.45	\$133,855.46	10/11/2016	\$524,956.81
17	10/31/2016	11/10/2016	\$14,307,743.77	\$10,464.02	\$14,297,279.75	\$9,967.31	11/16/2016	\$514,989.50
18	5/31/2017	6/9/2017	\$14,382,035.77	\$14,178.62	\$14,367,857.15	\$70,577.40	6/14/2017	\$444,412.10
19	9/30/2017	10/9/2017	\$14,852,211.93	\$15,126.85	\$14,837,085.08	\$469,227.93	10/17/2017	\$123,858.80
20	10/31/2017	11/7/2017	\$14,919,724.29	\$0.00	\$14,919,724.29	\$82,645.20		\$0.00



Memo to: Board of Directors
From: Chuck Etwert
Subject: Budget and Disbursement Report for October 2017
Date: November 13, 2017

Current Budget Highlights

Attached is the financial statement for October 2017 prepared by our fiscal agent, CliftonLarsonAllen. The report includes an accounting of revenues and expenditures for the month ending October 31, 2017, as compared to our fiscal year budget.

Accrued expenditures for the current fiscal year beginning on October 1, 2017 are \$6,814,591 while revenues amounted to \$1,073,630 resulting in a deficit of \$5,740,961. A total of \$29,992,407 is held by the counties in their respective FPD sales tax funds and is available for the Council's use on the project.

Monthly sales tax receipts of \$1,004,076 for August 2017 (the latest month reported by the Illinois Department of Revenue) were up 7.20% from last year. This is the highest amount ever collected in August and is the tenth month in a row with the highest receipts collected for that particular month. Receipts are up 4.41% from last year, which was our highest year.

Monthly Disbursements

Attached is the list of bank transactions for October 2017. Total disbursements for the month were \$2,557,798.99. The largest payments were to the Keller Construction for BP #5, SAK Construction for BP #5A, TREVIICOS South for BP #7B, Amec Foster Wheeler, and Juneau Associates.

Recommendation:

Accept the budget report and disbursements for October 2017.



**SOUTHWESTERN ILLINOIS FLOOD PREVENTION
DISTRICT COUNCIL**

**GENERAL FUND
STATEMENT OF REVENUES AND EXPENDITURES – BUDGET AND ACTUAL**

ONE MONTH ENDED OCTOBER 31, 2017 AND 2016



CliftonLarsonAllen

CliftonLarsonAllen LLP
www.cliftonlarsonallen.com

Board Members
Southwestern Illinois Flood Prevention District Council
Collinsville, Illinois

Management is responsible for the accompanying General Fund Statement of Revenues and Expenditures of Southwestern Illinois Flood Prevention District Council (the "Council") for the one month ended October 31, 2017 and 2016, in accordance with accounting principles generally accepted in the United States of America. We have performed compilation engagements in accordance with Statements on Standards for Accounting and Review services promulgated by the Accounting and Review Services Committee of the American Institute of certified Public Accountants. We did not audit or review the financial statements nor were we required to perform any procedures to verify the accuracy or completeness of information provided by management. Accordingly, we do not express an opinion a conclusion, nor provide any form of assurances on these financial statements.

Management has omitted the management discussion and analysis. Such missing information, although not a part of the basic financial statements, is required by the Governmental Accounting Standards Board, who considers it to be an essential part of financial reporting for placing the basic financial statements in an appropriate operational, economic, or historical context.

Management has not presented government-wide financial statements to display the financial position and changes in financial position of its governmental activity. Accounting principles generally accepted in the United States of America require the presentation of government-wide financial statements. The change in fund balance for the Council's governmental activity is not reasonably determinable.

Management has not presented a balance sheet for the general fund. Accounting principles generally accepted in the United States of America require the presentation of a balance sheet for each fund contained in the financial statements. The amounts that would be reported in a balance sheet of the general fund for the Council are not reasonably determinable.

Management has not presented a change in fund balance on the Statement of Revenues and Expenditures – Budget and Actual. Accounting principles generally accepted in the United States of America require the Statement of Revenues, Expenditures and Changes in Fund Balance include a presentation of changes in fund balance. The amounts that would be reported in government-wide financial statements for the Council's governmental activity is not reasonably determinable.

Management has also elected to omit substantially all of the disclosures required by generally accepted accounting principles. If the omitted disclosures were included with the financial statements, they might influence the user's conclusions about the Council's results of operations. Accordingly, these financial statements are not designed for those who are not informed about such matters.

The accompanying original and final budget amounts presented on the General Fund Statement of Revenues and Expenditures – Budget and Actual presented for the year ending September 30, 2018 and 2017, have not been compiled or examined by us, and, accordingly, we do not express an opinion or any other form of assurance on them.

We are not independent with respect to Southwestern Illinois Flood Prevention District Council.

A handwritten signature in black ink that reads "Clifton Larson Allen LLP". The signature is written in a cursive, flowing style.

CliftonLarsonAllen LLP

St. Louis, Missouri
November 6, 2017

**SOUTHWESTERN ILLINOIS FLOOD PREVENTION DISTRICT COUNCIL
GENERAL FUND
STATEMENT OF REVENUES AND EXPENDITURES - BUDGET AND ACTUAL
ONE MONTH ENDED OCTOBER 31, 2017 (Actual)
FISCAL YEAR ENDING SEPTEMBER 30, 2018 (Budget)**

	BUDGET		ACTUAL	VARIANCE WITH
	ORIGINAL	FINAL		FINAL BUDGET
				POSITIVE (NEGATIVE)
REVENUES				
Sales Tax Proceeds From Districts	\$ 11,835,000	\$ 11,835,000	\$ 973,275	\$ 10,861,725
Interest Income	225,000	225,000	100,355	124,645
Other Contributions	-	-	-	-
Total Revenues	<u>12,060,000</u>	<u>12,060,000</u>	<u>1,073,630</u>	<u>10,986,370</u>
EXPENDITURES				
Current				
Design and Construction				
Engineering Design & Construction Management	5,688,038	5,688,038	432,840	5,255,198
Construction	7,330,945	7,330,945	1,445,930	5,885,015
Construction and design by US ACE	6,157,291	6,157,291	-	6,157,291
Total Design and Construction	<u>19,176,274</u>	<u>19,176,274</u>	<u>1,878,770</u>	<u>17,297,504</u>
Professional Services				
Legal & Legislative Consulting	486,000	486,000	15,287	470,713
Diversity Program Manager	11,525	11,525	-	11,525
Financial Advisor	65,000	65,000	900	64,100
Bond Underwriter/Conduit Issuer	16,000	16,000	-	16,000
Total Professional Services	<u>578,525</u>	<u>578,525</u>	<u>16,187</u>	<u>562,338</u>
Refund of Surplus Funds to County FPD Accounts				
Madison County	1,459,170	1,459,170	383,517	1,075,653
Monroe County	141,990	141,990	39,022	102,968
St. Clair County	1,398,840	1,398,840	377,588	1,021,252
Total Refund of Surplus Funds to County	<u>3,000,000</u>	<u>3,000,000</u>	<u>800,127</u>	<u>2,199,873</u>
Debt Service				
Principal and Interest	10,798,620	10,798,620	4,101,935	6,696,685
Federal Interest Subsidy	(847,340)	(847,340)	-	(847,340)
Total Debt Service	<u>9,951,280</u>	<u>9,951,280</u>	<u>4,101,935</u>	<u>5,849,345</u>
Total Operating Expenses	<u>32,706,079</u>	<u>32,706,079</u>	<u>6,797,019</u>	<u>25,909,060</u>
General and Administrative Costs				
Salaries, Benefits	203,000	203,000	14,051	188,949
Bank Service Charges	1,500	1,500	112	1,388
Conference Registration	350	350	-	350
Equipment and Software	2,000	2,000	-	2,000
Fiscal Agency Services	31,000	31,000	2,340	28,660
Audit Services	16,000	16,000	-	16,000
Meeting Expenses	1,000	1,000	-	1,000
Postage/Delivery	1,000	1,000	71	929
Printing/Photocopies	3,500	3,500	196	3,304
Professional Services	10,000	10,000	-	10,000
Publications/Subscriptions	250	250	-	250
Supplies	3,300	3,300	54	3,246
Telecommunications/Internet	3,000	3,000	264	2,736
Travel	5,000	5,000	-	5,000
Insurance	1,000	1,000	484	516
Total General & Administrative Costs	<u>281,900</u>	<u>281,900</u>	<u>17,572</u>	<u>264,328</u>
Total Expenditures	<u>32,987,979</u>	<u>32,987,979</u>	<u>6,814,591</u>	<u>26,173,388</u>
EXCESS (DEFICIENCY) OF REVENUES OVER EXPENDITURES	(20,927,979)	(20,927,979)	(5,740,961)	15,187,018
OTHER FINANCING SOURCES				
Proceeds From Borrowing	-	-	-	-
NET CHANGE IN FUND BALANCE	<u>\$ (20,927,979)</u>	<u>\$ (20,927,979)</u>	<u>\$ (5,740,961)</u>	<u>\$ 15,187,018</u>

**SOUTHWESTERN ILLINOIS FLOOD PREVENTION DISTRICT COUNCIL
GENERAL FUND
STATEMENT OF REVENUES AND EXPENDITURES - BUDGET AND ACTUAL
ONE MONTH ENDED OCTOBER 31, 2016 (Actual)
FISCAL YEAR ENDING SEPTEMBER 30, 2017 (Budget)**

	BUDGET		ACTUAL	VARIANCE WITH FINAL BUDGET POSITIVE (NEGATIVE)
	ORIGINAL	FINAL		
REVENUES				
Sales Tax Proceeds From Districts	\$ 11,750,000	\$ 11,750,000	\$ 933,254	\$ 10,816,746
Interest Income	640,000	640,000	97,348	542,652
Other Contributions	-	-	-	-
Total Revenues	<u>12,390,000</u>	<u>12,390,000</u>	<u>1,030,602</u>	<u>11,359,398</u>
EXPENDITURES				
Current				
Design and Construction				
Engineering Design & Construction Management	9,197,055	9,197,055	280,159	8,916,896
Construction	22,840,515	22,840,515	419,177	22,421,338
Construction and design by US ACE	5,760,115	5,760,115	-	5,760,115
Total Design and Construction	<u>37,797,685</u>	<u>37,797,685</u>	<u>699,336</u>	<u>37,098,349</u>
Professional Services				
Legal & Legislative Consulting	458,500	458,500	40,685	417,815
Diversity Program Manager	25,000	25,000	-	25,000
Financial Advisor	65,000	65,000	1,635	63,365
Bond Underwriter/Conduit Issuer	12,000	12,000	-	12,000
Total Professional Services	<u>560,500</u>	<u>560,500</u>	<u>42,320</u>	<u>518,180</u>
Refund of Surplus Funds to County FPD Accounts				
Madison County	1,911,400	1,911,400	-	1,911,400
Monroe County	202,080	202,080	-	202,080
St. Clair County	1,886,520	1,886,520	-	1,886,520
Total Refund of Surplus Funds to County	<u>4,000,000</u>	<u>4,000,000</u>	<u>-</u>	<u>4,000,000</u>
Debt Service				
Principal and Interest	10,725,020	10,725,020	4,086,335	6,638,685
Federal Interest Subsidy	(848,250)	(848,250)	-	(848,250)
Total Debt Service	<u>9,876,770</u>	<u>9,876,770</u>	<u>4,086,335</u>	<u>5,790,435</u>
Total Operating Expenses	<u>52,234,955</u>	<u>52,234,955</u>	<u>4,827,991</u>	<u>47,406,964</u>
General and Administrative Costs				
Salaries, Benefits	203,000	203,000	16,801	186,199
Bank Service Charges	1,500	1,500	83	1,417
Conference Registration	350	350	-	350
Equipment and Software	2,000	2,000	-	2,000
Fiscal Agency Services	30,000	30,000	2,200	27,800
Audit Services	15,500	15,500	-	15,500
Meeting Expenses	1,000	1,000	338	662
Postage/Delivery	400	400	50	350
Printing/Photocopies	3,500	3,500	172	3,328
Professional Services	10,000	10,000	-	10,000
Publications/Subscriptions	250	250	1	249
Supplies	3,300	3,300	-	3,300
Telecommunications/Internet	3,000	3,000	196	2,804
Travel	5,000	5,000	-	5,000
Insurance	1,000	1,000	485	515
Total General & Administrative Costs	<u>279,800</u>	<u>279,800</u>	<u>20,326</u>	<u>259,474</u>
Total Expenditures	<u>52,514,755</u>	<u>52,514,755</u>	<u>4,848,317</u>	<u>47,666,438</u>
EXCESS (DEFICIENCY) OF REVENUES OVER EXPENDITURES	(40,124,755)	(40,124,755)	(3,817,715)	36,307,040
OTHER FINANCING SOURCES				
Proceeds From Borrowing	-	-	-	-
NET CHANGE IN FUND BALANCE	<u>\$ (40,124,755)</u>	<u>\$ (40,124,755)</u>	<u>\$ (3,817,715)</u>	<u>\$ 36,307,040</u>

Flood Prevention District Sales Tax Trends 2009-2017

2009												County Share		
	Jan	Feb	March	April	May	June	July	August	Sept	October	November	December	Total	
Madison	\$321,968	\$336,765	\$397,425	\$387,385	\$414,350	\$421,402	\$399,616	\$401,188	\$400,090	\$404,847	\$405,930	\$492,814	\$4,783,780	46.319%
St. Clair	\$337,979	\$362,696	\$424,556	\$398,395	\$419,126	\$438,230	\$411,968	\$410,484	\$429,852	\$412,637	\$446,806	\$581,721	\$5,074,450	49.134%
Monroe	\$31,641	\$32,903	\$37,830	\$38,757	\$41,326	\$40,847	\$37,817	\$37,497	\$38,652	\$42,270	\$40,332	\$49,755	\$469,627	4.547%
Total Month	\$691,588	\$732,364	\$859,811	\$824,537	\$874,802	\$900,479	\$849,401	\$849,169	\$868,594	\$859,754	\$893,068	\$1,124,290	\$10,327,857	
Cumulative Total	\$691,588	\$1,423,952	\$2,283,763	\$3,108,300	\$3,983,102	\$4,883,581	\$5,732,982	\$6,582,151	\$7,450,745	\$8,310,499	\$9,203,567	\$10,327,857		
2010														
Madison	\$353,146	\$374,416	\$456,795	\$462,697	\$440,815	\$452,308	\$427,329	\$433,047	\$419,455	430,210	\$442,904	\$529,069	\$5,222,191	47.272%
St. Clair	\$367,458	\$399,480	\$464,089	\$439,748	\$439,139	\$458,299	\$421,447	\$423,718	\$424,971	\$429,581	\$457,927	587,067	\$5,312,924	48.094%
Monroe	\$36,770	\$34,324	\$39,884	\$43,769	\$44,358	\$43,102	\$46,499	\$41,816	\$42,207	\$42,746	\$45,411	\$51,004	\$511,890	4.634%
Total Month	\$757,374	\$808,220	\$960,768	\$946,214	\$924,312	\$953,709	\$895,275	\$898,581	\$886,633	\$902,537	\$946,242	\$1,167,140	\$11,047,005	
Cumulative Total	\$757,374	\$1,565,594	\$2,526,362	\$3,472,576	\$4,396,888	\$5,350,597	\$6,245,872	\$7,144,453	\$8,031,086	\$8,933,623	\$9,879,865	\$11,047,005		
2011														
Madison	\$380,021	\$383,976	\$460,129	\$454,562	\$466,904	\$477,396	\$436,637	\$473,303	\$448,256	\$444,204	\$455,842	\$538,000	\$5,419,230	48.108%
St. Clair	\$363,984	\$395,231	\$455,562	\$437,820	\$436,490	\$475,972	\$433,460	\$433,777	\$441,030	\$412,793	\$451,390	\$594,129	\$5,331,638	47.330%
Monroe	\$38,315	\$34,759	\$41,192	\$44,975	\$41,786	\$45,836	\$44,887	\$43,323	\$42,564	\$42,690	\$42,252	\$51,266	\$513,845	4.562%
Total Month	\$782,320	\$813,966	\$956,883	\$937,357	\$945,180	\$999,204	\$914,984	\$950,403	\$931,850	\$899,687	\$949,484	\$1,183,395	\$11,264,713	
Cumulative Total	\$782,320	\$1,596,286	\$2,553,169	\$3,490,526	\$4,435,706	\$5,434,910	\$6,349,894	\$7,300,297	\$8,232,147	\$9,131,834	\$10,081,318	\$11,264,713		
2012														
Madison	\$381,470	\$406,476	\$473,049	\$471,191	\$481,989	\$477,254	\$427,562	\$434,603	\$428,193	\$428,521	\$429,127	\$523,240	\$5,362,675	47.481%
St. Clair	\$361,727	\$415,491	\$468,490	\$432,173	\$468,782	\$473,567	\$425,923	\$441,838	\$438,184	\$424,289	\$454,916	\$589,183	\$5,394,563	47.763%
Monroe	\$37,471	\$38,904	\$46,086	\$46,051	\$46,231	\$45,671	\$43,063	\$45,307	\$45,641	\$46,230	\$45,429	\$51,062	\$537,146	4.756%
Total Month	\$780,668	\$860,871	\$987,625	\$949,415	\$997,002	\$996,492	\$896,548	\$921,748	\$912,018	\$899,040	\$929,472	\$1,163,485	\$11,294,384	
Cumulative Total	\$780,668	\$1,641,539	\$2,629,164	\$3,578,579	\$4,575,581	\$5,572,073	\$6,468,621	\$7,390,369	\$8,302,387	\$9,201,427	\$10,130,899	\$11,294,384		
2013														
Madison	\$375,398	\$383,170	\$424,507	\$425,469	\$457,212	\$451,494	\$436,686	\$442,449	\$430,541	\$429,499	\$432,541	\$500,233	\$5,189,199	47.062%
St. Clair	\$381,645	\$395,527	\$449,397	\$434,001	\$457,942	\$462,603	\$422,892	\$432,195	\$430,014	\$419,350	\$448,076	\$560,165	\$5,293,807	48.011%
Monroe	\$37,888	\$39,679	\$45,689	\$45,913	\$48,212	\$47,694	\$42,672	\$45,143	\$44,733	\$44,723	\$47,111	\$53,853	\$543,310	4.927%
Total Month	\$794,931	\$818,376	\$919,593	\$905,383	\$963,366	\$961,791	\$902,250	\$919,787	\$905,288	\$893,572	\$927,728	\$1,114,251	\$11,026,316	
Cumulative Total	\$794,931	\$1,613,307	\$2,532,900	\$3,438,283	\$4,401,649	\$5,363,440	\$6,265,690	\$7,185,477	\$8,090,765	\$8,984,337	\$9,912,065	\$11,026,316		
% change/month	1.83%	-4.94%	-6.89%	-4.64%	-3.37%	-3.48%	0.64%	-0.21%	-0.74%	-0.61%	-0.19%	-4.23%		
% change/total	1.83%	-1.72%	-3.66%	-3.92%	-3.80%	-3.74%	-3.14%	-2.77%	-2.55%	-2.36%	-2.16%	-2.37%		

Flood Prevention District Sales Tax Trends 2009-2017

2014

	Jan	Feb	March	April	May	June	July	August	Sept	October	November	December	Total
Madison	\$373,895	\$383,909	\$456,964	\$457,729	\$484,657	\$491,911	\$455,629	\$454,995	\$442,808	\$447,128	\$452,169	\$521,522	\$5,423,317
St. Clair	\$354,762	\$395,885	\$460,143	\$436,379	\$458,819	\$470,546	\$426,263	\$434,064	\$445,419	\$433,077	\$446,001	\$591,387	\$5,352,747
Monroe	\$42,321	\$39,665	\$47,587	\$47,796	\$52,206	\$49,022	\$47,357	\$46,167	\$50,056	\$48,920	\$49,552	\$52,714	\$573,362
Total Month	\$770,978	\$819,459	\$964,694	\$941,905	\$995,682	\$1,011,479	\$929,249	\$935,226	\$938,283	\$929,126	\$947,722	\$1,165,623	\$11,349,426
Cumulative Total	\$770,978	\$1,590,437	\$2,555,131	\$3,497,036	\$4,492,718	\$5,504,197	\$6,433,446	\$7,368,671	\$8,306,955	\$9,236,081	\$10,183,803	\$11,349,426	
% change/month	-3.01%	0.13%	4.90%	4.03%	3.35%	5.17%	2.99%	1.68%	3.64%	3.98%	2.16%	4.61%	
% change/total	-3.01%	-1.42%	0.88%	1.71%	2.07%	2.62%	2.68%	2.55%	2.67%	2.80%	2.74%	2.93%	2.93%

2015

	Jan	Feb	March	April	May	June	July	August	Sept	October	November	December	Total
Madison	\$399,500	\$390,593	\$446,269	\$464,703	\$481,304	\$486,423	\$453,262	\$461,408	\$460,379	\$462,462	\$452,448	\$543,239	\$5,501,990
St. Clair	\$379,901	\$383,206	\$462,400	\$425,254	\$455,740	\$483,020	\$432,378	\$448,558	\$448,981	\$443,474	\$449,738	\$604,257	\$5,416,905
Monroe	\$42,760	\$39,903	\$45,866	\$47,189	\$50,546	\$48,723	\$47,636	\$45,837	\$46,257	\$46,831	\$46,048	\$52,198	\$559,793
Total Month	\$822,161	\$813,702	\$954,534	\$937,146	\$987,590	\$1,018,166	\$933,276	\$955,803	\$955,617	\$952,766	\$948,234	\$1,199,694	\$11,478,688
Cumulative Total	\$822,161	\$1,635,863	\$2,590,397	\$3,527,543	\$4,515,133	\$5,533,299	\$6,466,575	\$7,422,377	\$8,377,994	\$9,330,760	\$10,278,994	\$11,478,688	
% change/month	6.64%	-0.70%	-1.05%	-0.51%	-0.81%	0.66%	0.43%	2.20%	1.85%	2.54%	0.05%	2.92%	
% change/total	6.64%	2.86%	1.38%	0.87%	0.50%	0.53%	0.51%	0.73%	0.86%	1.03%	0.93%	1.14%	1.14%

2016

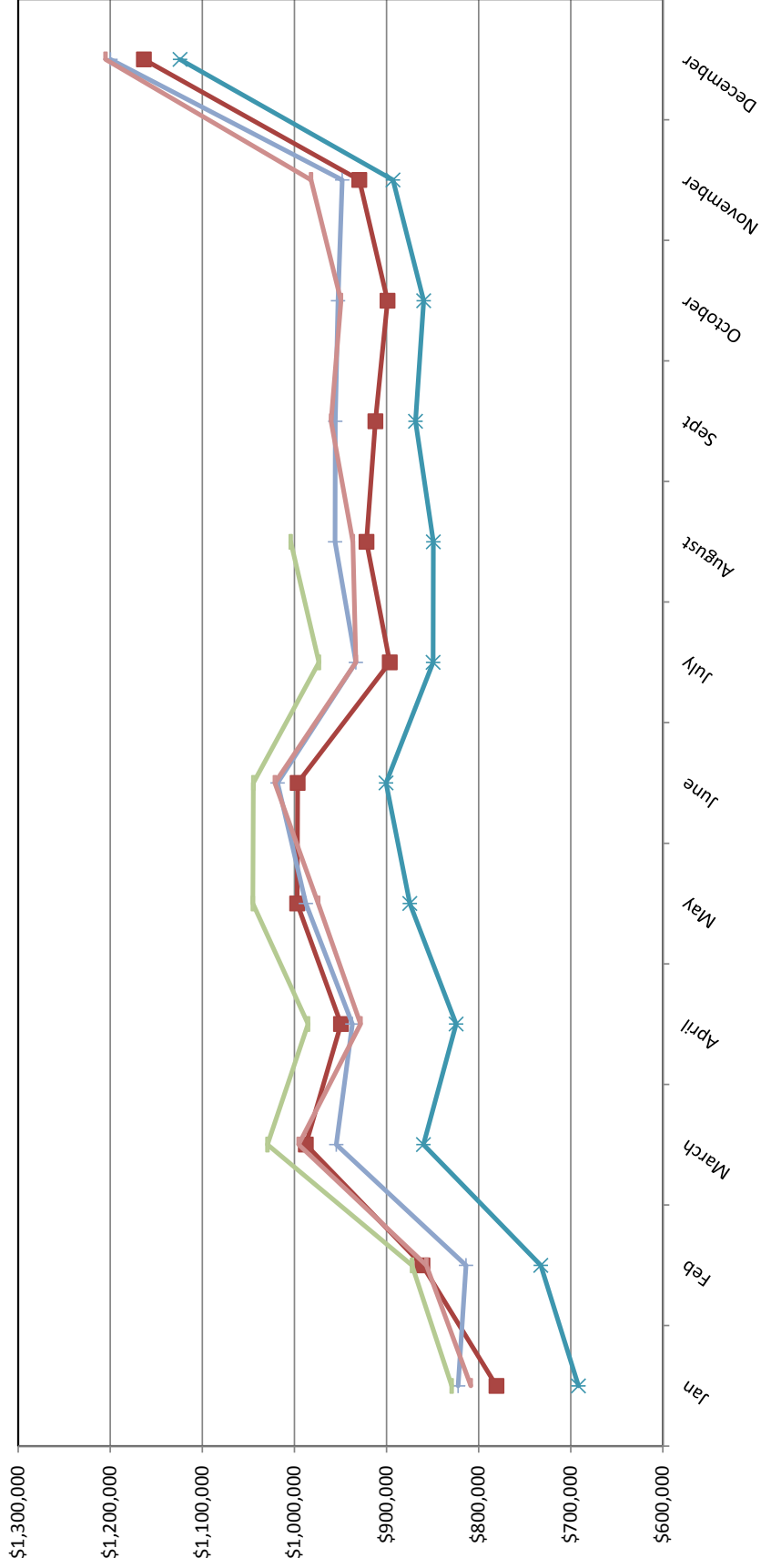
	Jan	Feb	March	April	May	June	July	August	Sept	October	November	December	Total
Madison	\$395,852	\$411,203	\$475,278	\$456,249	\$478,524	\$494,024	\$452,132	\$458,210	\$470,096	\$475,402	\$484,213	\$567,037	\$5,618,218
St. Clair	\$372,259	\$406,919	\$474,256	\$423,758	\$448,782	\$480,827	\$436,971	\$434,488	\$445,274	\$426,875	\$453,732	\$581,743	\$5,385,884
Monroe	\$40,343	\$38,630	\$45,925	\$48,147	\$46,862	\$46,530	\$44,151	\$43,946	\$44,775	\$47,195	\$43,931	\$56,287	\$546,721
Total Month	\$808,455	\$856,751	\$995,459	\$928,154	\$974,167	\$1,021,380	\$933,254	\$936,644	\$960,144	\$949,471	\$981,877	\$1,205,068	\$11,550,824
Cumulative Total	\$808,455	\$1,665,206	\$2,660,665	\$3,588,818	\$4,562,986	\$5,584,366	\$6,517,619	\$7,454,264	\$8,414,408	\$9,363,879	\$10,345,756	\$11,550,824	
% change/month	-1.67%	5.29%	4.29%	-0.96%	-1.36%	0.32%	0.00%	-2.00%	0.47%	-0.35%	3.55%	0.45%	
% change/total	-1.67%	1.79%	2.71%	1.74%	1.06%	0.92%	0.79%	0.43%	0.43%	0.35%	0.65%	0.63%	0.63%

2017

	Jan	Feb	March	April	May	June	July	August	Sept	October	November	December	Total
Madison	\$415,258	\$430,036	\$504,211	\$491,654	\$526,342	\$520,314	\$491,546	\$503,604					\$3,882,966
St. Clair	\$372,274	\$401,535	\$478,561	\$447,083	\$470,278	\$475,488	\$434,801	\$452,641					\$3,532,661
Monroe	\$41,692	\$40,595	\$46,453	\$46,375	\$48,562	\$48,715	\$46,928	\$47,831					\$367,152
Total Month	\$829,224	\$872,167	\$1,029,226	\$985,112	\$1,045,182	\$1,044,517	\$973,275	\$1,004,076					\$7,782,779
Cumulative Total	\$829,224	\$1,701,391	\$2,730,617	\$3,715,729	\$4,760,911	\$5,805,428	\$6,778,703	\$7,782,779					
% change/month	2.57%	1.80%	3.39%	6.14%	7.29%	2.27%	4.29%	7.20%					
% change/total	2.57%	2.17%	2.63%	3.54%	4.34%	3.96%	4.01%	4.41%					

Flood Prevention District Sales Tax Trends 2009-2017

Monthly Receipts 2009-2012-2015-2016-2017



SOUTHWESTERN ILLINOIS FLOOD PREVENTION DISTRICT COUNCIL
SUPPLEMENTARY SUPPORTING SCHEDULE
BANK TRANSACTIONS
October 31, 2017

Beginning Bank Balance October 1, 2017		\$	884,036.12
Receipts			
UMB	10/16/2017 Funds Transfer - Construction		2,344,221.51
UMB	10/16/2017 Funds Transfer - Admin		21,167.86
The Bank of Edwardsville	10/31/2017 Interest		510.92
		\$	2,365,900.29
Disbursements			
AT&T	10/02/2017 Tablet Service		32.32
Dorgan, McPike & Assoc, LTD	10/02/2017 Legal & Legislative		3,000.00
Smith Dawson & Andrews	10/02/2017 Government Relations		5,000.00
Juneau Associates	10/02/2017 Design & Construction		1,092.52
Keller Construction Inc.	10/02/2017 Construction		639,290.60
Bank of Edwardsville	10/02/2017 Wire Fees		15.00
HostGator	10/02/2017 Internet Domain		143.40
Microsoft Office	10/04/2017 Software Subscription		0.99
CliftonLarsonAllen LLP	10/05/2017 Fiscal Agent		2,298.45
Walmart	10/05/2017 Supplies		17.33
Haier Plumbing	10/16/2017 Construction		7,928.78
Selective Insurance	10/16/2017 Insurance		484.00
Amec Foster Wheeler Environment & Infracore	10/16/2017 Design & Construction		367,975.19
Husch Blackwell	10/16/2017 Easement & Legal RE		14,676.86
Office Depot	10/09/2017 Supplies		36.83
AT&T	10/10/2017 Telephone		87.17
The Bank of Edwardsville	10/16/2017 Wire Fees		10.00
The Bank of Edwardsville	10/16/2017 Wire Fees		10.00
The Bank of Edwardsville	10/17/2017 Wire Fees		15.00
The Bank of Edwardsville	10/17/2017 Wire Fees		15.00
The Bank of Edwardsville	10/17/2017 Wire Fees		15.00
East-West Gateway Council of Governments	10/19/2017 Supervisor Mgt Services		14,050.54
Keller Construction Inc.	10/19/2017 Construction		371,064.95
SAK Construction LLC	10/19/2017 Construction		461,064.68
Treviicos South	10/19/2017 Construction		469,227.93
Cost Less Copy Center	10/24/2017 Board Meeting Expense		196.00
Keller Construction Inc.	10/24/2017 Construction		134,254.54
The Bank of Edwardsville	10/24/2017 Wire Fees		15.00
Columbia Capital	10/26/2017 Financial Advisor		900.00
Juneau Associates	10/30/2017 Design & Construction		64,864.31
The Bank of Edwardsville	10/31/2017 Service Charges		16.60
		\$	2,557,798.99
		\$	692,137.42



Memo to: Board of Directors

From: Chuck Etwert

Subject: Amec Foster Wheeler Work Order #18
Corps of Engineers Easement and Utility Identification Assistance

Date: November 13, 2017

The Corps of Engineers has requested the Council's assistance in identifying utilities and easements in the Metro East Sanitary District in conjunction with the Corps' design of the East St. Louis Deep Cutoff Wall Project. The Corps hopes to receive reprogrammed 2017 Work Plan funds in the near future, which would require an award of a contract by September 2018.

The Corps of Engineers requires that all utility relocations must be accomplished prior to their awarding a contract. Relocation is the responsibility of the owner of the utility, not the Corps of Engineers.

Amec Foster Wheeler's knowledge and experience from the 100-Year accreditation project will assist the Corps and MESD in determining which utilities must be reallocated. Once these determinations have been identified, the owner of the utility will be notified of their responsibility.

The cost of this assistance will be eligible to be included in the Land Easements Relocations Right of Way & Disposal Sites (LERRDs) costs which can be part of the non-federal thirty five percent share of overall project costs.

If it is determined there are relocations required to be made by MESD, work order amendment(s) will be brought before the Council authorizing design and construction. Design could be by either Amec Foster Wheeler or MESD. These design and construction costs would also be eligible to be included in LERRD costs.

Considering utilities and easements must still be identified, possible relocation designs completed, relocation construction completed and the possibility of a spring rise preventing construction, the Corps' schedule of being able to awarding the contract by September 2018 is very optimistic.

The Corps' requirement of having all relocations completed prior to their award, is one of the reasons that the Council offered to design and build the deep cutoff wall. If the Council designed the project, all relocations, could have been included in the project bid package, which would have reduced reallocation costs. The Corps determined execution of the project was best served by the Corps completing the design.

As part of the Council's Work In-Kind Credit for East St. Louis, the Council has already provided the subsurface field exploration required for the design of the deep cutoff wall.

Copies of the Corps of Engineers request and Work Order #18 are attached to this memo.

Recommendation: Authorize the Chief Supervisor to execute Work Order #18 with Amec Foster Wheeler Environment & Infrastructure Inc. for Corps of Engineers Easement and Utility Identification Assistance, as shown in the attachment, in the amount of \$50,000.



DEPARTMENT OF THE ARMY
ST. LOUIS DISTRICT, CORPS OF ENGINEERS
1222 SPRUCE STREET
ST. LOUIS, MISSOURI 63103-2833

11/08/17

Programs and Project Management Division

Mr. Charles Etwert
Chief Supervisor of Construction and the Works
Southwestern Illinois Flood Prevention District Council
104 United Drive
Collinsville, Illinois 62234

RE: East St. Louis (ESTL) Deep Cutoff Wall STA 973 to 1015 Utility Relocations

Dear Mr. Etwert:

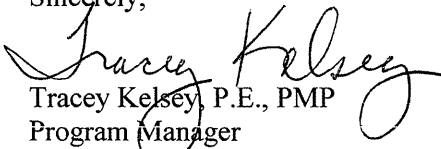
Per Article III. B. of the Project Partnership Agreement, prior to the issuance of the contract solicitation for construction, the Non-Federal Sponsor(s), MESD and the SWIFPD, shall ensure the preparation of plans and specifications for and perform all relocations necessary for the project. Costs associated with relocations are considered part of the 35% Non-Federal cost share required for the project.

We met on November 7, 2017 to discuss the potential for the SWIFPD to assist MESD with the required relocations. You stated that you were not interested in assuming responsibility for the utility relocations for the project. However, you indicated you would be willing to consider assisting with obtaining existing easements and identifying utilities located within the project extents.

It is important that the relocation activities be conducted as soon as possible. Depending on the magnitude, utility relocations can potentially take several months to accomplish. Therefore, I am requesting that approval to assist with the relocations be requested at the November Board meeting.

Please let me know if you have any questions regarding the utility relocations. You may contact me at 314-331-8477 or tracey.b.kelsey@usace.amry.mil.

Sincerely,


Tracey Kelsey, P.E., PMP
Program Manager
Programs and Project Management



WORK ORDER NO: MSA01-WO18
MESD C.O.W. Utility/Easement Assistance
November 15, 2017,

By and Between
 Amec Foster Wheeler Environment & Infrastructure, Inc. (Amec Foster Wheeler)
 and
Southwestern Illinois Flood Prevention District Council (CLIENT)

CLIENT Office:	<u>104 United Drive</u> <u>Collinsville, IL 62234</u>	Amec Foster Wheeler Project No:	<u>563170001</u>
CLIENT Contact:	<u>Charles Ewert</u>	Work Order Type: (Check One)	
Amec Foster Wheeler Office:	<u>15933 Clayton Road</u> <u>Suite 215</u>	Time and Materials (rates attached)	<u>X</u>
Amec Foster Wheeler Contact:	<u>Ballwin, MO 63011</u> <u>Jon Omvig</u>	Fixed Price	<u> </u>
		CLIENT Reference No:	<u>n/a</u>

1. SCOPE OF WORK: See Attachment A (incorporated herein by reference)
2. LOCATION/CLIENT FACILITY INVOLVED: MESD Deep C.O.W. Utilities
3. PERIOD OF PERFORMANCE: November 15, 2017 through May 31, 2018
4. AUTHORIZED FUNDING: \$50,000
5. SPECIAL PROVISIONS: n/a

Southwestern Illinois Flood Prevention District Council

Amec Foster Wheeler Environment & Infrastructure, Inc.

By: _____
 Name: Charles Ewert
 Title: Chief Supervisor of Construction and the Works
 Date: _____
 Address: 104 United Drive
Collinsville, IL 62234

By: _____
 Name: Jon Omvig
 Title: St. Louis Office Manager
 Date: _____
 Address: 15933 Clayton Road, Suite 215
Ballwin, MO 63011



**Attachment A
Scope of Work**

WORK ORDER NO: MSA01-WO17

Amec Foster Wheeler's services will include meetings with USACE and MESD, review of documents provided by USACE, acquisition and review of documents from MESD, and review of easements to identify utilities located within the probable footprint of the deep cut off wall in MESD being designed by USACE.



Memo to: Board of Directors
From: Chuck Etwert
Subject: Financial Advisor Services
Date: November 13, 2017

Columbia Capital Management, LLC has served as the financial advisor for the Council since being selected by a qualification-based procurement, to provide financial consulting and debt issuance services in 2014, and is currently completing a two year agreement for calendar years 2016 and 2017. Columbia Capital provided an outstanding effort during the long (and at times difficult) process of getting the Series 2015AB Bonds to market and issued.

At my request, Columbia Capital Management, LLC has submitted a proposal to continue as the Council's Financial Advisor for the next two years. The attachment provides details on individual tasks, person-hour estimates and staff costs.

The proposed extension uses the same format as with our current contract and consists of the scope of services identified on the attachment including, review of the Council's outstanding bonds, preparing a refunding analysis, developing a refunding plan, a bond transaction if feasible, maintenance and support of the Council's debt program, a 2018 update of the Council's financial plan, investment advisory services, post-issuance compliance services, and a contingent amount for work outside the scope of the proposal for a total two year cost not to exceed \$183,396.

Columbia Capital's project team and hourly rates for the next two years remain the same as when they were selected in 2014. Their fee proposal for 2014/15, which included the issuance of bonds, was \$176,500, with \$131,619 being utilized and for 2016/17 it was \$164,411, with just \$34,577 being utilized to date.

Once the Corps of Engineers has identified their updated Authorized Level cost estimates for the East St. Louis and the Prairie Du Pont/Fish Lake Levee Systems, Columbia Capital will provide a Project Funding Update to the Council.

Recommendation: Authorize the Chief Supervisor to enter into contract with Columbia Capital Management, LLC to provide financial consulting, investment advisory services and post-issuance compliance services for the next two years in accordance with the attached scope of work for a total amount not to exceed \$183,396.

Southwestern Illinois Flood Protection District Council

Fee Proposal (2018-2019 Contract Extension)

Identified Scope of Services				
	Personnel	Hours	Hourly Rate	Total Fee
Review the Council's outstanding bonds, prepare refunding analysis, develop refunding plan.	Principal	10	275.00	2,750.00
	Vice President	20	225.00	4,500.00
As necessary, work with the Council staff to recommend structure, specific terms and conditions of debt issues. Assist in the sale of the bonds by developing documents for and assisting in the competitive solicitation and selection of underwriters and other ancillary services.	Principal	100	275.00	27,500.00
	Vice President	100	225.00	22,500.00
Update the financial plan for the Council (2018).	Principal	20	275.00	5,500.00
	Vice President	20	225.00	4,500.00
Review policy issues and direction(s) related to effective administration of the capital program.	Principal	15	275.00	4,125.00
	Vice President	15	225.00	3,375.00
Advise the Council on areas of industry specific knowledge that affects the financing and marketing of the project's debt.	Principal	10	275.00	2,750.00
	Vice President	10	225.00	2,250.00
Assist and advise in the development of debt limits, debt service coverage ratios, debt capacity, call feature, structure, reserve funds or other debt policies as requested.	Principal	15	275.00	4,125.00
	Vice President	15	225.00	3,375.00
Work with the Council staff, attorneys and bond counsel to maintain an effective and legally compliant debt program.	Principal	15	275.00	4,125.00
	Vice President	15	225.00	3,375.00
Provide technical advice as requested by the Council, orally or in written form, concerning miscellaneous issues and questions.	Principal	25	275.00	6,875.00
	Vice President	25	225.00	5,625.00
Review of sales tax collections.	Principal	10	275.00	2,750.00
	Vice President	10	225.00	2,250.00
Total Hours				450.00
Average Hourly Fee				249.44
<i>Adjustments</i>				
Proposed Blended Fee for 200 Hour Maximum				245.00
Fee for initial 200 hours at \$245.00				49,000.00
Remaining 250 hours at \$249.44				62,360.00
Total fee for Identified Scope of Services				111,360.00

Investment Advisory Services		Months		
Monthly Fee for Investment Advisory Services (2015AB Bonds)	\$900 x 24 months	24	900.00	21,600.00

Post-Issuance Compliance Services				
Initial munivault® setup fee for potential refunding bonds	\$2,500 x 1 bond series			2,500.00
Annual fee for five series of bonds	\$650 x 5 series x 2 years			6,500.00

Reimbursable Expenses				
Travel (estimate)				2,000.00
Lodging (estimate)				800.00
Meals (estimate)				250.00
Total reimbursable expenses (estimate)				3,050.00

Fee and Cost Proposal Summary

Hourly / Upfront Fees	
Financial Advisory Scope of Services	111,360.00
Post-Issuance Compliance (munivault®)	2,500.00
Total	113,860.00
Not to Exceed	125,246.00
Annual Fees	
Investment Advisory	21,600.00
Post-Issuance Compliance (munivault®)	6,500.00
Total	28,100.00
Not to Exceed	28,100.00
Reimbursable Expenses (Estimate)	3,050.00
Not to Exceed	3,050.00

Other Consulting Work

For work outside the scope of this proposal:	\$270 / hour
Not to Exceed	27,000.00